

ETSI TS 124 484 V18.6.0 (2024-07)



LTE;
Mission Critical Services (MCS) configuration management;
Protocol specification
(3GPP TS 24.484 version 18.6.0 Release 18)



Reference

RTS/TSGC-0124484vi60

Keywords

LTE

ETSI

650 Route des Lucioles
F-06921 Sophia Antipolis Cedex - FRANCE

Tel.: +33 4 92 94 42 00 Fax: +33 4 93 65 47 16

Siret N° 348 623 562 00017 - APE 7112B
Association à but non lucratif enregistrée à la
Sous-Préfecture de Grasse (06) N° w061004871

Important notice

The present document can be downloaded from the
ETSI [Search & Browse Standards application](#).

The present document may be made available in electronic versions and/or in print. The content of any electronic and/or print versions of the present document shall not be modified without the prior written authorization of ETSI. In case of any existing or perceived difference in contents between such versions and/or in print, the prevailing version of an ETSI deliverable is the one made publicly available in PDF format on [ETSI deliver](#).

Users should be aware that the present document may be revised or have its status changed,
this information is available in the [Milestones listing](#).

If you find errors in the present document, please send your comments to
the relevant service listed under [Committee Support Staff](#).

If you find a security vulnerability in the present document, please report it through our
[Coordinated Vulnerability Disclosure \(CVD\)](#) program.

Notice of disclaimer & limitation of liability

The information provided in the present deliverable is directed solely to professionals who have the appropriate degree of experience to understand and interpret its content in accordance with generally accepted engineering or other professional standard and applicable regulations.

No recommendation as to products and services or vendors is made or should be implied.

No representation or warranty is made that this deliverable is technically accurate or sufficient or conforms to any law and/or governmental rule and/or regulation and further, no representation or warranty is made of merchantability or fitness for any particular purpose or against infringement of intellectual property rights.

In no event shall ETSI be held liable for loss of profits or any other incidental or consequential damages.

Any software contained in this deliverable is provided "AS IS" with no warranties, express or implied, including but not limited to, the warranties of merchantability, fitness for a particular purpose and non-infringement of intellectual property rights and ETSI shall not be held liable in any event for any damages whatsoever (including, without limitation, damages for loss of profits, business interruption, loss of information, or any other pecuniary loss) arising out of or related to the use of or inability to use the software.

Copyright Notification

No part may be reproduced or utilized in any form or by any means, electronic or mechanical, including photocopying and microfilm except as authorized by written permission of ETSI.

The content of the PDF version shall not be modified without the written authorization of ETSI.

The copyright and the foregoing restriction extend to reproduction in all media.

© ETSI 2024.
All rights reserved.

Intellectual Property Rights

Essential patents

IPRs essential or potentially essential to normative deliverables may have been declared to ETSI. The declarations pertaining to these essential IPRs, if any, are publicly available for **ETSI members and non-members**, and can be found in ETSI SR 000 314: "*Intellectual Property Rights (IPRs); Essential, or potentially Essential, IPRs notified to ETSI in respect of ETSI standards*", which is available from the ETSI Secretariat. Latest updates are available on the ETSI Web server (<https://ipr.etsi.org/>).

Pursuant to the ETSI Directives including the ETSI IPR Policy, no investigation regarding the essentiality of IPRs, including IPR searches, has been carried out by ETSI. No guarantee can be given as to the existence of other IPRs not referenced in ETSI SR 000 314 (or the updates on the ETSI Web server) which are, or may be, or may become, essential to the present document.

Trademarks

The present document may include trademarks and/or tradenames which are asserted and/or registered by their owners. ETSI claims no ownership of these except for any which are indicated as being the property of ETSI, and conveys no right to use or reproduce any trademark and/or tradename. Mention of those trademarks in the present document does not constitute an endorsement by ETSI of products, services or organizations associated with those trademarks.

DECT™, **PLUGTESTS™**, **UMTS™** and the ETSI logo are trademarks of ETSI registered for the benefit of its Members. **3GPP™** and **LTE™** are trademarks of ETSI registered for the benefit of its Members and of the 3GPP Organizational Partners. **oneM2M™** logo is a trademark of ETSI registered for the benefit of its Members and of the oneM2M Partners. **GSM®** and the GSM logo are trademarks registered and owned by the GSM Association.

Legal Notice

This Technical Specification (TS) has been produced by ETSI 3rd Generation Partnership Project (3GPP).

The present document may refer to technical specifications or reports using their 3GPP identities. These shall be interpreted as being references to the corresponding ETSI deliverables.

The cross reference between 3GPP and ETSI identities can be found under <https://webapp.etsi.org/key/queryform.asp>.

Modal verbs terminology

In the present document "**shall**", "**shall not**", "**should**", "**should not**", "**may**", "**need not**", "**will**", "**will not**", "**can**" and "**cannot**" are to be interpreted as described in clause 3.2 of the [ETSI Drafting Rules](#) (Verbal forms for the expression of provisions).

"**must**" and "**must not**" are **NOT** allowed in ETSI deliverables except when used in direct citation.

Contents

Intellectual Property Rights	2
Legal Notice	2
Modal verbs terminology.....	2
Foreword.....	9
1 Scope	11
2 References	11
3 Definitions and abbreviations.....	13
3.1 Definitions	13
3.2 Abbreviations	14
4 General	14
4.1 MCS service administrator configuration.....	14
4.1.1 Common configuration	14
4.1.2 MCPTT configuration.....	15
4.1.3 MCVideo configuration	15
4.1.4 MCDATA configuration	16
4.2 MCS UE configuration.....	16
4.2.1 General.....	16
4.2.2 Online configuration	17
4.2.2.1 General	17
4.2.2.1.1 MCS UE configuration on primary MC system	17
4.2.2.1.2 MCS UE configuration for migration to a partner MC system.....	18
4.2.2.1.2.1 General.....	18
4.2.2.1.2.2 Partner MC system selection	19
4.2.2.1.2.2.1 General	19
4.2.2.1.2.2.2 Automatic partner MC system selection	19
4.2.2.1.2.2.3 Manual partner MC system selection	20
4.2.2.1.2.3 MCS user profile configuration document selection.....	20
4.2.2.2 MCPTT	20
4.2.2.3 MCVideo configuration	20
4.2.2.4 MCDATA configuration	20
4.2.3 Offline configuration	21
4.2.3.1 General	21
4.2.3.2 MCPTT	21
4.2.3.3 MCVideo configuration	21
4.2.3.4 MCDATA configuration	21
4.3 MCS server.....	22
4.3.1 General.....	22
4.3.2 MCPTT Server.....	22
4.3.3 MCVideo Server	22
4.3.4 MCDATA Server	22
4.4 Configuration management server.....	22
5 Functional entities	23
5.1 Configuration management client (CMC).....	23
5.2 Configuration management server (CMS)	23
5.3 MCS server.....	24
6 Procedures	24
6.1 Introduction	24
6.2 Common procedures.....	25
6.2.1 General.....	25
6.2.2 Client procedures	25
6.2.3 MCS server procedures.....	25
6.2.4 Configuration management server procedures.....	25

6.2.4.1	General	25
6.2.4.2	SIP failure case	25
6.3	Configuration management procedures	25
6.3.1	General	25
6.3.1.1	Client procedures	25
6.3.1.2	Configuration management server procedures	25
6.3.2	Configuration management document creation procedure	26
6.3.2.1	General	26
6.3.2.2	Configuration management client (CMC) procedures	26
6.3.2.3	Configuration management server (CMS) procedures	26
6.3.3	Configuration management document retrieval procedure	26
6.3.3.1	General	26
6.3.3.2	Client procedures	26
6.3.3.2.1	General client (GC) procedures	26
6.3.3.2.2	Configuration management client (CMC) procedures	26
6.3.3.2.3	MCS server procedures	26
6.3.3.3	Configuration management server procedures	26
6.3.4	Configuration management document update procedure	27
6.3.4.1	General	27
6.3.4.2	Configuration management client procedures	27
6.3.4.3	Configuration management server procedures	27
6.3.5	Configuration management document deletion procedure	27
6.3.5.1	General	27
6.3.5.2	Configuration management Client (CMC) procedures	27
6.3.5.3	Configuration management server (CMS) procedures	27
6.3.6	Configuration management document element creation or replacement procedure	27
6.3.6.1	General	27
6.3.6.2	Client procedures	27
6.3.6.2.1	General client procedures	27
6.3.6.2.2	Configuration management client procedures	28
6.3.6.3	Configuration management server procedures	28
6.3.7	Configuration management document element deletion procedure	28
6.3.7.1	General	28
6.3.7.2	Client procedures	28
6.3.7.2.1	General client procedures	28
6.3.7.2.2	Configuration management client procedures	28
6.3.7.3	Configuration management server procedures	28
6.3.8	Configuration management document element fetching procedure	28
6.3.8.1	General	28
6.3.8.2	Client procedures	28
6.3.8.2.1	General client procedures	28
6.3.8.2.2	Configuration management client procedures	29
6.3.8.2.3	MCS server procedures	29
6.3.8.3	Configuration management server procedures	29
6.3.9	Configuration management document attribute creation or replacement procedure	29
6.3.9.1	General	29
6.3.9.2	Client procedures	29
6.3.9.2.1	General client procedures	29
6.3.9.2.2	Configuration management client procedures	29
6.3.9.3	Configuration management server procedures	29
6.3.10	Configuration management document attribute deletion procedure	29
6.3.10.1	General	29
6.3.10.2	Client procedures	30
6.3.10.2.1	General client procedures	30
6.3.10.2.2	Configuration management client procedures	30
6.3.10.3	Configuration management server procedures	30
6.3.11	Configuration management document attribute fetching procedure	30
6.3.11.1	General	30
6.3.11.2	Client procedures	30
6.3.11.2.1	General client procedures	30
6.3.11.2.2	Configuration management client procedures	30
6.3.11.2.3	MCS server procedures	30

6.3.11.3	Configuration management server procedures	30
6.3.12	Configuration management document namespace binding fetching procedure	31
6.3.12.1	General	31
6.3.12.2	Client procedures	31
6.3.12.2.1	General client procedures	31
6.3.12.2.2	Configuration management client procedures	31
6.3.12.2.3	MCS server procedures	31
6.3.12.3	Configuration management server procedures	31
6.3.13	Configuration management subscription and notification procedure	31
6.3.13.1	General	31
6.3.13.2	Client procedures	31
6.3.13.2.1	General client (GC) procedures	31
6.3.13.2.2	Configuration management client procedures	31
6.3.13.2.3	MCS server procedures	33
6.3.13.3	Configuration management server procedures	33
6.3.13.3.1	General	33
6.3.13.3.2	Procedures for CMS performing the subscription function	33
6.3.13.3.2.1	General	33
6.3.13.3.2.2	CMC originated subscription proxy procedure	33
6.3.13.3.2.3	CMC originated subscription procedure	34
6.3.13.3.2.4	MCS server originated subscription procedure	35
7	Common configuration management documents	36
7.1	Introduction	36
7.2	MCS UE initial configuration document	36
7.2.1	General	36
7.2.1.0	Applicability	36
7.2.1.1	MCS client access to UE initial configuration documents	36
7.2.2	Coding	37
7.2.2.1	Structure	37
7.2.2.2	Application Unique ID	41
7.2.2.3	XML Schema	41
7.2.2.4	Default Document Namespace	45
7.2.2.5	MIME type	45
7.2.2.6	Validation Constraints	46
7.2.2.7	Data Semantics	50
7.2.2.8	Naming Conventions	55
7.2.2.9	Global documents	55
7.2.2.10	Resource interdependencies	55
7.2.2.11	Authorization Policies	55
7.2.2.12	Subscription to Changes	55
7.3	Void	56
8	MCPTT configuration management documents	56
8.1	Introduction	56
8.2	MCPTT UE configuration document	56
8.2.1	General	56
8.2.1A	MCPTT client access to MCPTT UE configuration documents	56
8.2.2	Coding	57
8.2.2.1	Structure	57
8.2.2.2	Application Unique ID	58
8.2.2.3	XML Schema	58
8.2.2.4	Default Document Namespace	60
8.2.2.5	MIME type	60
8.2.2.6	Validation Constraints	60
8.2.2.7	Data Semantics	62
8.2.2.8	Naming Conventions	63
8.2.2.9	Global documents	63
8.2.2.10	Resource interdependencies	63
8.2.2.11	Authorization Policies	63
8.2.2.12	Subscription to Changes	63
8.3	MCPTT user profile configuration document	64

8.3.1	General.....	64
8.3.1A	MCPTT client access to MCPTT user profile documents	64
8.3.2	Coding	64
8.3.2.1	Structure	64
8.3.2.2	Application Unique ID.....	70
8.3.2.3	XML Schema	70
8.3.2.4	Default Document Namespace.....	76
8.3.2.5	MIME type.....	76
8.3.2.6	Validation Constraints.....	76
8.3.2.7	Data Semantics.....	77
8.3.2.8	Naming Conventions.....	98
8.3.2.9	Global documents	98
8.3.2.10	Resource interdependencies	98
8.3.2.11	Access Permissions Policies.....	98
8.3.2.12	Subscription to Changes.....	98
8.4	MCPTT service configuration document	98
8.4.1	General.....	98
8.4.2	Coding	98
8.4.2.1	Structure	98
8.4.2.2	Application Unique ID.....	101
8.4.2.3	XML Schema	101
8.4.2.4	Default Document Namespace.....	105
8.4.2.5	MIME type.....	105
8.4.2.6	Validation Constraints.....	106
8.4.2.7	Data Semantics.....	108
8.4.2.8	Naming Conventions.....	113
8.4.2.9	Global documents	113
8.4.2.10	Resource interdependencies	113
8.4.2.11	Authorization Policies.....	113
8.4.2.12	Subscription to Changes.....	113
9	MCVideo configuration management documents.....	113
9.1	Introduction	113
9.2	MCVideo UE configuration document.....	114
9.2.1	General.....	114
9.2.1A	MCVideo client access to MCVideo UE configuration documents.....	114
9.2.2	Coding	114
9.2.2.1	Structure	114
9.2.2.2	Application Unique ID.....	115
9.2.2.3	XML Schema	116
9.2.2.4	Default Document Namespace.....	118
9.2.2.5	MIME type.....	118
9.2.2.6	Validation Constraints.....	118
9.2.2.7	Data Semantics.....	119
9.2.2.8	Naming Conventions.....	121
9.2.2.9	Global documents	121
9.2.2.10	Resource interdependencies	121
9.2.2.11	Authorization Policies.....	121
9.2.2.12	Subscription to Changes.....	121
9.3	MCVideo user profile configuration document.....	121
9.3.1	General.....	121
9.3.1A	MCVideo client access to MCVideo user profile documents	122
9.3.2	Coding	122
9.3.2.1	Structure	122
9.3.2.2	Application Unique ID.....	127
9.3.2.3	XML Schema	127
9.3.2.4	Default Document Namespace.....	134
9.3.2.5	MIME type.....	134
9.3.2.6	Validation Constraints.....	134
9.3.2.7	Data Semantics.....	135
9.3.2.8	Naming Conventions.....	151
9.3.2.9	Global documents	151

9.3.2.10	Resource interdependencies	151
9.3.2.11	Access Permissions Policies.....	152
9.3.2.12	Subscription to Changes.....	152
9.4	MVideo service configuration document.....	152
9.4.1	General.....	152
9.4.2	Coding	152
9.4.2.1	Structure.....	152
9.4.2.2	Application Unique ID.....	154
9.4.2.3	XML Schema	154
9.4.2.4	Default Document Namespace.....	157
9.4.2.5	MIME type.....	157
9.4.2.6	Validation Constraints.....	157
9.4.2.7	Data Semantics.....	160
9.4.2.8	Naming Conventions.....	162
9.4.2.9	Global documents	162
9.4.2.10	Resource interdependencies	162
9.4.2.11	Authorization Policies.....	162
9.4.2.12	Subscription to Changes.....	162
10	MCDATA configuration management documents.....	163
10.1	Introduction	163
10.2	MCDATA UE configuration document.....	163
10.2.1	General.....	163
10.2.1A	MCDATA client access to MCDATA UE configuration documents.....	163
10.2.2	Coding	164
10.2.2.1	Structure.....	164
10.2.2.2	Application Unique ID.....	165
10.2.2.3	XML Schema	165
10.2.2.4	Default Document Namespace.....	168
10.2.2.5	MIME type.....	168
10.2.2.6	Validation Constraints.....	169
10.2.2.7	Data Semantics.....	170
10.2.2.8	Naming Conventions.....	172
10.2.2.9	Global documents	172
10.2.2.10	Resource interdependencies	172
10.2.2.11	Authorization Policies.....	172
10.2.2.12	Subscription to Changes.....	172
10.3	MCDATA user profile configuration document.....	173
10.3.1	General.....	173
10.3.1A	MCDATA client access to MCDATA user profile documents	173
10.3.2	Coding	173
10.3.2.1	Structure.....	173
10.3.2.2	Application Unique ID.....	178
10.3.2.3	XML Schema	178
10.3.2.4	Default Document Namespace.....	185
10.3.2.5	MIME type.....	185
10.3.2.6	Validation Constraints.....	185
10.3.2.7	Data Semantics.....	186
10.3.2.8	Naming Conventions.....	202
10.3.2.9	Global documents	202
10.3.2.10	Resource interdependencies	203
10.3.2.11	Access Permissions Policies.....	203
10.3.2.12	Subscription to Changes.....	203
10.4	MCDATA service configuration document.....	203
10.4.1	General.....	203
10.4.2	Coding	203
10.4.2.1	Structure.....	203
10.4.2.2	Application Unique ID.....	205
10.4.2.3	XML Schema	205
10.4.2.4	Default Document Namespace.....	208
10.4.2.5	MIME type.....	208
10.4.2.6	Validation Constraints.....	209

10.4.2.7	Data Semantics.....	211
10.4.2.8	Naming Conventions.....	213
10.4.2.9	Global documents	213
10.4.2.10	Resource interdependencies	213
10.4.2.11	Authorization Policies.....	214
10.4.2.12	Subscription to Changes.....	214
Annex A (informative): Signalling flows		215
A.1	Scope of signalling flows	215
A.2	Signalling flows for MCPTT user profile configuration document creation.....	215
A.2.1	CMC creating a MCPTT user profile configuration document on behalf of MCPTT user	215
A.2.2	CMC subscribing to and obtaining MCPTT configuration documents	220
A.2.3	MCPTT server subscribing to and obtaining MCPTT service configuration document	233
Annex B (informative): IANA registration templates		240
B.1	IANA registration templates for MIME types.....	240
B.1.1	application/vnd.3gpp.mcptt-ue-init-config+xml IANA registration template	240
B.1.2	application/vnd.3gpp.mcptt-ue-config+xml IANA registration template.....	241
B.1.3	application/vnd.3gpp.mcptt-user-profile+xml IANA registration template	243
B.1.4	application/vnd.3gpp.mcptt-service-config+xml IANA registration template	244
B.1.5	application/vnd.3gpp.mcdata-service-config+xml IANA registration template.....	246
B.1.6	application/vnd.3gpp.mcvideo-service-config+xml IANA registration template	247
B.1.7	application/vnd.3gpp.mcvideo-ue-config+xml IANA registration template.....	249
B.1.8	application/vnd.3gpp.mcvideo-user-profile+xml IANA registration template.....	251
B.1.9	application/vnd.3gpp.mcdata-ue-config+xml IANA registration template	252
B.1.10	application/vnd.3gpp.mcdata-user-profile+xml IANA registration template	254
B.1.11	Void.....	255
Annex C (normative): Configuration specific concepts for the support of mission critical services over 5GS		256
C.1	General	256
C.2	Aspects not applicable to 5GS.....	256
C.3	5GS specific aspects not applicable to EPS	256
C.4	Mapping of EPS-specific terms to 5GS	256
C.4.1	General.....	256
C.4.2	MC Service over 5G ProSe.....	256
Annex D (informative): Change history		257
History		262

Foreword

This Technical Specification has been produced by the 3rd Generation Partnership Project (3GPP).

The contents of the present document are subject to continuing work within the TSG and may change following formal TSG approval. Should the TSG modify the contents of the present document, it will be re-released by the TSG with an identifying change of release date and an increase in version number as follows:

Version x.y.z

where:

- x the first digit:
 - 1 presented to TSG for information;
 - 2 presented to TSG for approval;
 - 3 or greater indicates TSG approved document under change control.
- y the second digit is incremented for all changes of substance, i.e. technical enhancements, corrections, updates, etc.
- z the third digit is incremented when editorial only changes have been incorporated in the document.

In the present document, modal verbs have the following meanings:

- shall** indicates a mandatory requirement to do something
- shall not** indicates an interdiction (prohibition) to do something

The constructions "shall" and "shall not" are confined to the context of normative provisions, and do not appear in Technical Reports.

The constructions "must" and "must not" are not used as substitutes for "shall" and "shall not". Their use is avoided insofar as possible, and they are not used in a normative context except in a direct citation from an external, referenced, non-3GPP document, or so as to maintain continuity of style when extending or modifying the provisions of such a referenced document.

- should** indicates a recommendation to do something
- should not** indicates a recommendation not to do something
- may** indicates permission to do something
- need not** indicates permission not to do something

The construction "may not" is ambiguous and is not used in normative elements. The unambiguous constructions "might not" or "shall not" are used instead, depending upon the meaning intended.

- can** indicates that something is possible
- cannot** indicates that something is impossible

The constructions "can" and "cannot" are not substitutes for "may" and "need not".

- will** indicates that something is certain or expected to happen as a result of action taken by an agency the behaviour of which is outside the scope of the present document
- will not** indicates that something is certain or expected not to happen as a result of action taken by an agency the behaviour of which is outside the scope of the present document
- might** indicates a likelihood that something will happen as a result of action taken by some agency the behaviour of which is outside the scope of the present document

might not indicates a likelihood that something will not happen as a result of action taken by some agency the behaviour of which is outside the scope of the present document

In addition:

is (or any other verb in the indicative mood) indicates a statement of fact

is not (or any other negative verb in the indicative mood) indicates a statement of fact

The constructions "is" and "is not" do not indicate requirements.

1 Scope

The present document specifies the configuration management documents and protocols needed to support Mission critical service online configuration over the CSC-4 and CSC-5 reference points and the procedures to support Mission critical service offline configuration over the CSC-11 and CSC-12 reference points.

Mission critical services include:

- Mission Critical Push To Talk (MCPTT);
- Mission Critical Video (MCVideo); and
- Mission Critical Data (MCDData).

Configuration management documents defined in the present document includes:

- MCS UE initial configuration document;
- MCPTT UE configuration document;
- MCPTT user profile configuration document;
- MCPTT service configuration document;
- MCVideo UE configuration document;
- MCVideo user profile configuration document;
- MCVideo service configuration document;
- MCDData UE configuration document;
- MCDData user profile configuration document; and
- MCDData service configuration document.

Mission critical services are services that require preferential handling compared to normal telecommunication services, e.g. in support of police or fire brigade.

The Mission critical services can be used for public safety applications and also for general commercial applications (e.g., utility companies and railways).

The present document is applicable to an MCS UE supporting the configuration management client functionality, to application servers supporting the configuration management server functionality, and to application servers supporting the:

- MCPTT server functionality;
- MCVideo server functionality; or
- MCDData server functionality.

2 References

The following documents contain provisions which, through reference in this text, constitute provisions of the present document.

- References are either specific (identified by date of publication, edition number, version number, etc.) or non-specific.
- For a specific reference, subsequent revisions do not apply.

- For a non-specific reference, the latest version applies. In the case of a reference to a 3GPP document (including a GSM document), a non-specific reference implicitly refers to the latest version of that document *in the same Release as the present document*.

- [1] 3GPP TR 21.905: "Vocabulary for 3GPP Specifications".
- [2] OMA OMA-TS-XDM_Core-V2_1-20120403-A: "XML Document Management (XDM) Specification".
- [3] 3GPP TS 22.179: "Mission Critical Push to Talk (MCPTT) over LTE; Stage 1".
- [4] 3GPP TS 24.483: "Mission Critical Services (MCS) Management Object (MO)".
- [5] 3GPP TS 24.481: "Mission Critical Services (MCS) group management Protocol specification".
- [6] 3GPP TS 24.482: "Mission Critical Services (MCS) identity management Protocol specification".
- [7] 3GPP TS 29.283: "Diameter Data Management Applications".
- [8] 3GPP TS 23.379: "Functional architecture and information flows to support mission critical push to talk (MCPTT); Stage 2".
- [8A] 3GPP TS 23.280: "Common functional architecture to support mission critical services; Stage 2".
- [9] 3GPP TS 24.379: "Mission Critical Push to Talk (MCPTT) call control Protocol specification".
- [10] 3GPP TS 24.380: "Mission Critical Push to Talk (MCPTT) media plane control Protocol specification".
- [11] IETF RFC 5875: "An Extensible Markup Language (XML) Configuration Access Protocol (XCAP) Diff Event Package".
- [12] 3GPP TS 24.333: "Proximity-services (ProSe) Management Objects (MO)".
- [13] IETF RFC 4745: "Common Policy: A Document Format for Expressing Privacy Preferences".
- [14] IETF RFC 4825: "The Extensible Markup Language (XML) Configuration Access Protocol (XCAP)".
- [15] Void.
- [16] 3GPP TS 23.003: "Numbering, addressing and identification".
- [17] OMA OMA-TS-XDM_Group-V1_1-20120403-A: "Group XDM Specification".
- [18] 3GPP TS 23.303: "Proximity-based Services (ProSe); Stage 2".
- [19] 3GPP TS 24.334: "Proximity-services (ProSe) User Equipment (UE) to ProSe function protocol aspects; Stage 3".
- [20] IETF RFC 8101 "IANA Registration of New Session Initiation Protocol (SIP) Resource-Priority Namespace for Mission Critical Push To Talk service".
- [21] IETF RFC 3986: "Uniform Resource Identifier (URI): Generic Syntax".
- [22] 3GPP TS 24.229: "IP multimedia call control protocol based on Session Initiation Protocol (SIP) and Session Description Protocol (SDP); Stage 3".
- [23] IETF RFC 6050: "A Session Initiation Protocol (SIP) Extension for the Identification of Services".
- [24] 3GPP TS 23.282: "Functional architecture and information flows to support Mission Critical Data (MCData); Stage 2";
- [25] 3GPP TS 24.282: "Mission Critical Data (MCData) signalling control Protocol specification".
- [26] 3GPP TS 24.582: "Mission Critical Data (MCData) media plane control Protocol specification".

- [27] 3GPP TS 23.281: "Functional architecture and information flows to support Mission Critical Video (MCVideo); Stage 2".
- [28] 3GPP TS 24.281: "Mission Critical Video (MCVideo) signalling control Protocol specification".
- [29] 3GPP TS 24.581: "Mission Critical Video (MCVideo) media plane control Protocol specification".
- [30] 3GPP TS 22.280: "Mission Critical Services Common Requirements (MCCoRe) Stage 1".
- [31] 3GPP TS 23.032: "Universal Geographical Area Description (GAD)".
- [32] 3GPP TS 23.501: "System Architecture for the 5G System; Stage 2".
- [33] IETF RFC 3748: "Extensible Authentication Protocol (EAP)".
- [34] 3GPP TS 24.526: "UE policies for 5G System (5GS); Stage 3".
- [35] 3GPP TS 24.554: "Proximity-services (ProSe) in 5G System (5GS) protocol aspects; Stage 3".
- [36] 3GPP TS 23.304: "Proximity based Services (ProSe) in the 5G System (5GS)".

3 Definitions and abbreviations

3.1 Definitions

For the purposes of the present document, the terms and definitions given in 3GPP TR 21.905 [1] and the following apply. A term defined in the present document takes precedence over the definition of the same term, if any, in 3GPP TR 21.905 [1].

MCS network: A network infrastructure that supports the MCS.

Offline Configuration: Configuration of the MCS UE without connectivity with any MCS network. Configuration of the MCS UE is achieved using some external device (e.g. a laptop) with some kind of IP connectivity with the MCS UE (e.g. over USB, WLAN, Bluetooth, etc).

Off-network operation: An MCS UE operating without connectivity to an MCS network (not even via a relay).

Online Configuration: Configuration of the MCS UE using the MCS network. Configuration of the MCS UE is achieved using the network connectivity with the MCS UE (e.g. over LTE).

On-network operation: An MCS UE operating with connectivity to an MCS network including when network connectivity is achieved via a relay.

For the purposes of the present document, the following terms and definitions given in OMA OMA-TS-XDM_Core-V2_1 [2] apply:

XDMC

XDMS

For the purposes of the present document, the following terms and definitions given in 3GPP TS 22.179 [3] apply:

MCPTT administrator

MCPTT UE

MCPTT User Profile

MCPTT service

Mission Critical Push To Talk

For the purpose of the present document, the following terms and definitions given in 3GPP TS 23.379 [8] apply:

Pre-selected MCPTT user profile

3.2 Abbreviations

For the purposes of the present document, the abbreviations given in 3GPP TR 21.905 [1] and the following apply. An abbreviation defined in the present document takes precedence over the definition of the same abbreviation, if any, in 3GPP TR 21.905 [1].

5GS	5G System
APN	Access Point Name
AUID	Application Unique IDentity
CMC	Configuration Management Client
CMS	Configuration Management Server
DM	Device Management
DNN	Data Network Name
EAP	Extensible Authentication Protocol
EPS	Evolved Packet System
E-UTRAN	Evolved Universal Terrestrial Radio Access Network
FQDN	Fully Qualified Domain Name
GC	General Client
HTTP	HyperText Transfer Protocol
HTTPS	HyperText Transfer Protocol Secure
IANA	Internet Assigned Numbers Authority
IETF	Internet Engineering Task Force
IMEI	International Mobile Equipment Identity
IP	Internet Protocol
MC	Mission Critical
MCPTT	Mission Critical Push To Talk
MCS	Mission Critical Service
MIME	Multi-Purpose Internet Mail Extensions
MO	Management Object
OMA	Open Mobile Alliance
PQI	PC5 5QI
ProSe	Proximity Services
RFC	Request For Comments
SIP	Session Initiation Protocol
SNR	Serial Number
S-NSSAI	Single Network Slice Selection Assistance Information
TAC	Type Allocation Code
UE	User Equipment
URI	Uniform Resource Identifier
URN	Uniform Resource Name
USB	Universal Serial Bus
WLAN	Wireless Local Area Network
XCAP	XML Configuration Access Protocol
XDM	XML Document Management
XDMC	XML Document Management Client
XDMS	XML Document Management Server
XML	eXtensible Markup Language
XUI	XCAP Unique Identifier

4 General

4.1 MCS service administrator configuration

4.1.1 Common configuration

An MCS service administrator can, using an MCS UE configure the:

- MCS UE initial configuration document;

The format of the MCS UE initial configuration document for configuration by an MCS service administrator is defined in clause 7.2.

To create a new configuration document on the configuration management server, the MCS UE uses the procedures in clause 6.3.2.2.

NOTE: If the MCS administrator includes a <Default-user-profile> element in the MCS UE initial configuration document as defined in clause 7.2.2.1, at least one instance of an MCS user profile configuration document needs to first be created on the configuration management server, containing the "XUI-URI" attribute and "user-profile-index" attribute (as defined in clause 8.3.2.1) that are included in the <Default-user-profile> element.

To update an existing configuration document on the configuration management server, the MCS UE uses the procedures in clause 6.3.4.2.

To delete an existing configuration document on the configuration management server, the MCS UE uses the procedures in clause 6.3.5.2.

To create a new MC group document on the configuration management server, the MCS UE uses the procedures in 3GPP TS 24.481 [5].

To update an existing MCPTT group document on the configuration management server, the MCS UE uses the procedures in 3GPP TS 24.481 [5].

To delete an existing MC group document on the configuration management server, the MCS UE uses the procedures in 3GPP TS 24.481 [5].

4.1.2 MCPTT configuration

An MCPTT service administrator can, using an MCPTT UE configure the:

- MCPTT UE configuration document;
- MCPTT user profile configuration document;
- MCPTT service configuration document; and
- MCPTT group document.

The format of the MCPTT UE configuration document is defined in clause 8.2.

The format of the MCPTT user profile configuration document is defined in clause 8.3.

The format of the MCPTT service configuration document is defined in clause 8.4.

The format of the MCPTT group document is defined in 3GPP TS 24.481 [5].

4.1.3 MCVideo configuration

An MCVideo service administrator can, using an MCVideo UE configure the:

- MCVideo UE configuration document;
- MCVideo user profile configuration document;
- MCVideo service configuration document; and
- MCVideo related group configuration data in the MCS group document.

The format of the MCVideo UE configuration document is defined in clause 9.2.

The format of the MCVideo user profile configuration document is defined in clause 9.3.

The format of the MCVideo service configuration document is defined in clause 9.4.

The format of the MCVideo related group configuration data in the MCS group document is defined in 3GPP TS 24.481 [5].

4.1.4 MCDATA configuration

An MCDATA service administrator can, using an MCDATA UE configure the:

- MCDATA UE configuration document;
- MCDATA user profile configuration document;
- MCDATA service configuration document; and
- MCDATA related group configuration data in the MCS group document.

The format of the MCDATA UE configuration document is defined in clause 10.2.

The format of the MCDATA user profile configuration document is defined in clause 10.3.

The format of the MCDATA service configuration document is defined in clause 10.4.

The format of the MCDATA related group configuration data in the MCS group document is defined in 3GPP TS 24.481 [5].

4.2 MCS UE configuration

4.2.1 General

Upon start up the MCS UE bootstraps the required information (e.g. FQDN or IP address) to locate the configuration management server for configuration of the MCS UE initial configuration management object (MO) and the default MCPTT user profile configuration management object (MO).

In order to obtain access to MC services the MCS UE needs to obtain configuration data either online via the network or offline using some external device (e.g. a laptop). As part of the bootstrap process the MCS UE needs to discover either:

1. the online configuration management server in the network that configures the MCS UE initial configuration MO and the default MCS user profile configuration MO(s), then the MCS UE:
 - a) using the URI of the configuration management server obtained from the MCS UE initial configuration MO, obtains for each MCS that is enabled:
 - the appropriate MCS UE configuration document;
 - the appropriate MCS user profile configuration document; and
 - the appropriate MCS service configuration document; and
 - b) using the URI of the group management server obtained from the MCS UE initial configuration MO obtain the MCS group document; or
2. the:
 - a) offline configuration management server on the external device that configures the MCS UE with the:
 - MCS UE initial configuration MO;
 - appropriate MCS UE configuration MO(s);
 - appropriate MCS user profile MO(s); and
 - appropriate MCS service configuration MO(s); and
 - b) offline group management server on the external device that configures the MCS UE with the MCS group MO.

The mechanism to discover the online or offline configuration management server is dependent on the protocol used to manage and configure the MO and is out of scope of the present document.

4.2.2 Online configuration

4.2.2.1 General

4.2.2.1.1 MCS UE configuration on primary MC system

The format of the MCS UE initial configuration MO downloaded to the MCS UE during online configuration is defined in 3GPP TS 24.483 [4].

The format of the MCS group document downloaded to the MCS UE during online configuration is defined in 3GPP TS 24.481 [5].

Figure 4.2.2.1.1-1 shows the MCPTT UE online configuration time sequence.

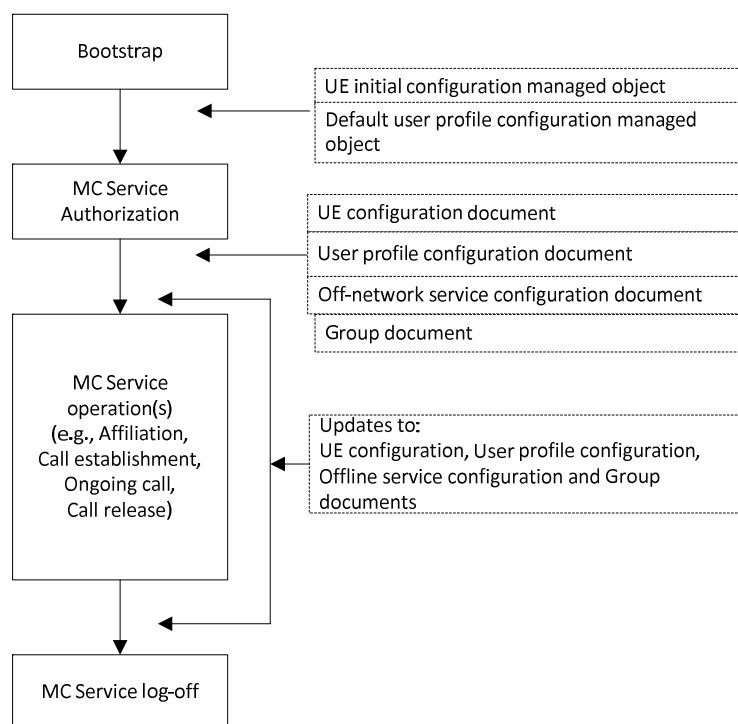


Figure 4.2.2.1.1-1 MCS UE online configuration time sequence

If the MCS UE initial configuration MO has changed from the version stored in the MCS UE, the updated MCS UE initial configuration MO is downloaded to the MCPTT UE.

If the MCS UE initial configuration MO contains a <default-user-profile> element and the identified default MCS user profile configuration MO(s) have changed from the version stored in the MCS UE, the updated default MCS user profile configuration MO(s) are downloaded to the MCS UE.

NOTE 1: The default MCS user profile configuration MO(s) define the default identity(s) for the enabled mission critical service(s) and the profile of services available to the user (e.g. emergency MCPTT services) prior to user authentication.

The MCS UE contacts the identity management server using the HTTPS URI stored in the MCS UE initial configuration MO and performs MCS User authentication as specified in 3GPP TS 24.482 [6].

The MCS UE, using the identities obtained during MCS user authentication, subscribes to the MCS UE configuration document, the MCS user profile configuration document and the MCS service configuration document for each enabled MCS using the procedure for subscribing to multiple documents simultaneously using the subscription proxy function specified in clause 6.3.13.2.2 (i.e., the CMS acts as a Subscription Proxy) and subscribes to the MCS group document

using the procedure specified in 3GPP TS 24.481 [5]. If these documents have been updated since the current version stored in the MCS UE, then the MCS UE will receive a SIP NOTIFY request with an XCAP Diff document (see IETF RFC 5875 [11]), in which case the MCS UE updates its local document copies. Retrieval by the MCS UE using the notified HTTPS URI of the MCS group document is performed as specified in 3GPP TS 24.481 [5].

NOTE 2: The MCS UE can be notified of changes to a configuration document at any time while using the MCS.

4.2.2.1.2 MCS UE configuration for migration to a partner MC system

4.2.2.1.2.1 General

Figure 4.2.2.1.2-1 shows the time sequence for MCS UE online configuration for migration to a partner MC system.

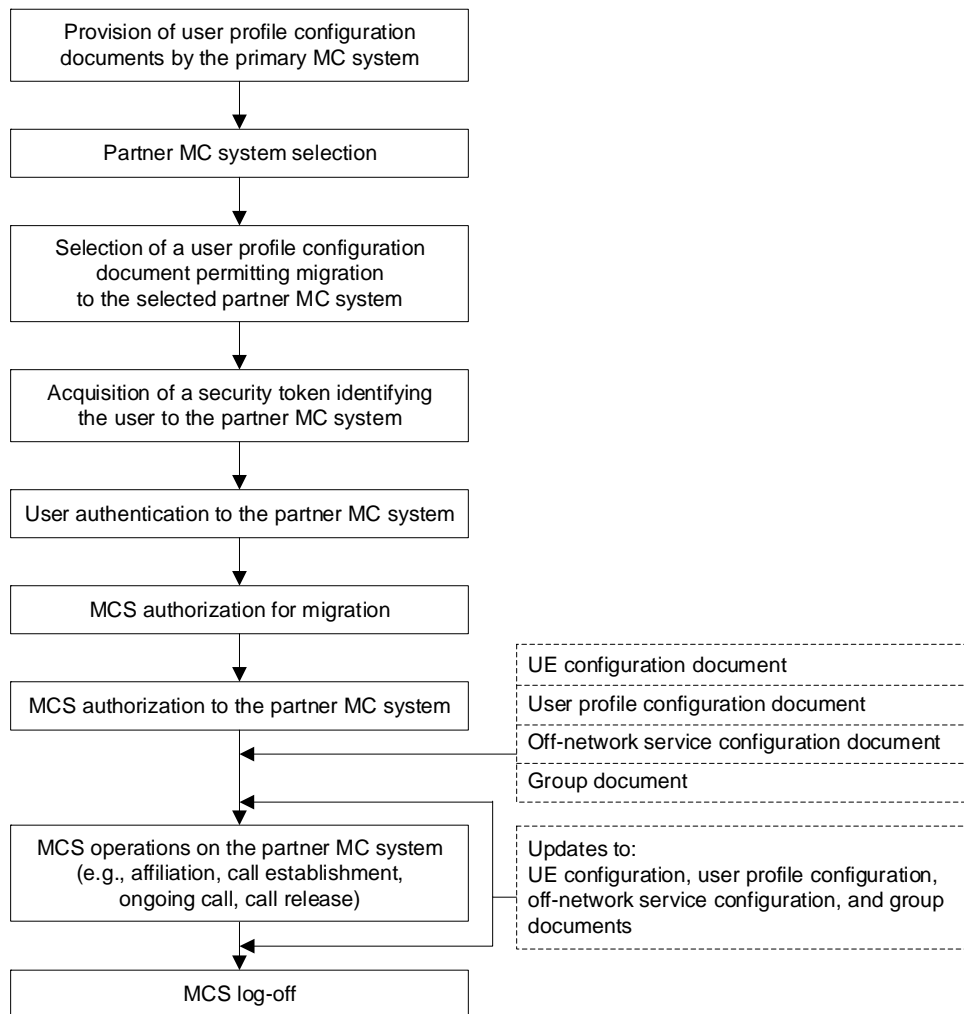


Figure 4.2.2.1.2-1 MCS UE online configuration time sequence for migration to a partner MC system

In order to migrate to a partner MCS, the MCS UE needs to be configured by the primary MC system with at least one MCS user profile configuration document containing information on partner MC systems to which the MCS UE can migrate. The information on partner MC systems to which the MCS UE can migrate consists of a list of entries, where an entry includes:

- the identity of a partner MC system; and
- an MCS UE initial configuration document for the partner MC system.

Based on the information on partner MC systems to which the MCS UE can migrate, if there is a need for migration to a partner system (e.g., due to the change in the registered PLMN), the MCS UE selects a partner MC system as specified in clause 4.2.2.1.2.2 and then an MCS user profile configuration document as specified in clause 4.2.2.1.2.3.

Then, the MCS UE contacts the identity management server in the selected partner MC system using:

- the HTTPS URI stored in the MCS UE initial configuration document in the entry for the selected partner MC system in the selected MCS user profile configuration document; and
- the security token obtained from the identity management server in the primary MC system;

and performs MCS user authentication to the selected partner MC system as specified in 3GPP TS 24.482 [6]. As a result, the MCS UE acquires an access token to be used in the partner MC system.

The MCS UE, using:

- the access token obtained during the MCS user authentication to the selected partner MC system; and
- the selected MCS user profile configuration document which is one of the MCS user profile configuration document(s) configured by the primary MC system;

performs migration service authorization (see clause 7A of 3GPP TS 24.379 [9], 3GPP TS 24.281 [28], and 3GPP TS 24.282 [25] for further details).

After the completion of the MCS authorization for migration, the MCS UE performs the MCS authorization to the partner MC system using:

- the access token obtained during the MCS user authentication to the selected partner MC system; or
- the new access token obtained by additionally contacting the identity management server in the partner MC system.

The MCS UE, using the obtained access token obtained during the MCS user authentication to the selected partner MC system or the MCS authorization to the partner MC system, subscribes to the MCS UE configuration document, the MCS user profile configuration document, and the MCS service configuration document for each enabled MCS using the procedure for subscribing to multiple documents simultaneously using the subscription proxy function specified in clause 6.3.13.2.2 (i.e., the CMS acts as a Subscription Proxy) and subscribes to the MCS group document using the procedure specified in 3GPP TS 24.481 [5]. If these documents have been updated since the current version stored in the MCS UE, then the MCS UE will receive a SIP NOTIFY request with an XCAP Diff document (see IETF RFC 5875 [11]), in which case the CMC updates its local document copies. Retrieval by the MCS UE using the notified HTTPS URI of the MCS group document is performed as specified in 3GPP TS 24.481 [5].

NOTE 1: The MCS user profile configuration document to which the MCS UE subscribes is different from the MCS user profile configuration document selected by the MCS UE which was used to access the selected partner MC system.

NOTE 2: The MCS UE can be notified of changes to a configuration document at any time while using the MCS in the partner MC system.

4.2.2.1.2.2 Partner MC system selection

4.2.2.1.2.2.1 General

An MCS UE selects a partner MC system either automatically or manually. By default an MCS UE selects a partner MC system automatically.

An MCS UE shall provide the user with a means to switch between automatic partner MC system selection and manual partner MC system selection. If there has been no input from the user or the user has switched from manual partner MC system selection to automatic partner MC system selection, the MCS UE shall select a partner MC system as described in clause 4.2.2.1.2.2.2. If the user has switched from automatic partner MC system selection to manual partner MC system selection, the MCS UE shall select a partner MC system as described in clause 4.2.2.1.2.2.3.

4.2.2.1.2.2.2 Automatic partner MC system selection

The MCS UE shall select a partner MC system satisfying the following conditions:

- 1) the identity of the selected partner MC system shall be included in an entry of the list (i.e., information on partner MC systems to which the MCS UE can migrate) in an MCS user profile configuration document configured by the primary MC system;
- 2) the entry in condition 1) shall also contain the PLMN code of the registered PLMN; and
- 3) if the PLMN code in condition 2) is associated with an S-NSSAI and the MCS UE is registered to a PLMN via 5GS, the associated S-NSSAI shall be included in the allowed NSSAI; otherwise, this condition shall be ignored.

If there are more than one partner MC system satisfying the conditions above, the MCS UE shall select a partner MC system among the partner MC system satisfying the conditions above in an implementation-specific way.

4.2.2.1.2.2.3 Manual partner MC system selection

The MCS UE shall indicate, to the user, the identities of all partner MC systems satisfying conditions 1) - 3) in clause 4.2.2.1.2.2.2. If there are more than one partner MC system satisfying the conditions above, the order of the indicated identities shall be implementation-dependent.

Upon receiving the identity of the partner MC system selected by the user, the MCS UE shall select the partner MC system identified by the identity of a partner MC system selected by the user.

4.2.2.1.2.3 MCS user profile configuration document selection

After selecting a partner MC system, the MCS UE shall select an MCS user profile configuration document configured by the primary MC system satisfying the following conditions:

- 1) the entry for the selected MC partner system in the list (i.e., information on partner MC systems to which the MCS UE can migrate) of the selected MCS user profile configuration document configured by the primary MC system shall contain the PLMN code of the registered PLMN; and
- 2) if the PLMN code in condition 1) is associated with an S-NSSAI and the MCS UE is registered to a PLMN via 5GS, the associated S-NSSAI shall be included in the allowed NSSAI; otherwise, this condition shall be ignored.

If there are more than one MCS user profile configuration document satisfying the conditions above, the MCS UE shall select an MCS user profile configuration document among the MCS user profile configuration documents satisfying the conditions above in an implementation-specific way.

4.2.2.2 MCPTT

The format of the MPCTT UE configuration document downloaded to the MCPTT UE during online configuration is defined in clause 8.2.

The format of the MPCTT user profile configuration document downloaded to the MCPTT UE during online configuration is defined in clause 8.3.

The format of the MPCTT service configuration document downloaded to the MCPTT UE during online configuration is defined in clause 8.4.

4.2.2.3 MCVideo configuration

The format of the MCVideo UE configuration document downloaded to the MCVideo UE during online configuration is defined in clause 9.2.

The format of the MCVideo user profile configuration document downloaded to the MCVideo UE during online configuration is defined in clause 9.3.

The format of the MCVideo service configuration document downloaded to the MCVideo UE during online configuration is defined in clause 9.4.

4.2.2.4 MCDATA configuration

The format of the MCDATA UE configuration document downloaded to the MCDATA UE during online configuration is defined in clause 10.2.

The format of the MCDATA user profile configuration document downloaded to the MCDATA UE during online configuration is defined in clause 10.3.

The format of the MCDATA service configuration document downloaded to the MCDATA UE during online configuration is defined in clause 10.4.

4.2.3 Offline configuration

4.2.3.1 General

When configuring an MCS UE offline the offline configuration management server will need to support the MCS administrator providing the identity(s) of the MCS user for whom the MCS UE is being configured so that the correct configuration data for that MCPTT user can be configured in the MOs.

The format of the MCS UE initial configuration MO downloaded to the MCPTT UE during offline configuration is defined in 3GPP TS 24.483 [4].

The format of the MCS group document MO to the MCPTT UE during offline configuration is defined in 3GPP TS 24.483 [4].

NOTE: If the MCPTT service administrator includes a "DefaultUserProfile" element in the MCS UE initial configuration MO as defined in 3GPP TS 24.483 [4], at least one instance of an MCS user profile configuration MO needs to first be created on the offline configuration management server, containing the "MCPTTUserID" element and "UserProfileIndex" element (as defined in 3GPP TS 24.483 [4]) that are included in the "DefaultUserProfile" element.

Editor's Note: [C1-170137, MCImp-eMCPTT-CT] Addressing the identities element is FFS.

4.2.3.2 MCPTT

The format of the MCPTT UE configuration MO downloaded to the MCPTT UE during offline configuration is defined in 3GPP TS 24.483 [4].

The format of the MCPTT user profile configuration MO downloaded to the MCPTT UE during offline configuration is defined in 3GPP TS 24.483 [4].

The format of the MCPTT service configuration MO downloaded to the MCPTT UE during offline configuration is defined in 3GPP TS 24.483 [4].

4.2.3.3 MCVideo configuration

The format of the MCVideo UE configuration MO downloaded to the MCPTT UE during offline configuration is defined in 3GPP TS 24.483 [4].

The format of the MCVideo user profile configuration MO downloaded to the MCPTT UE during offline configuration is defined in 3GPP TS 24.483 [4].

The format of the MCVideo service configuration MO downloaded to the MCPTT UE during offline configuration is defined in 3GPP TS 24.483 [4].

4.2.3.4 MCDATA configuration

The format of the MCDATA UE configuration MO downloaded to the MCPTT UE during offline configuration is defined in 3GPP TS 24.483 [4].

The format of the MCDATA user profile configuration MO downloaded to the MCPTT UE during offline configuration is defined in 3GPP TS 24.483 [4].

The format of the MCDATA service configuration MO downloaded to the MCPTT UE during offline configuration is defined in 3GPP TS 24.483 [4].

4.3 MCS server

4.3.1 General

The MCS server obtains the appropriate MCS service configuration document that contains the mission critical organisation configured parameters that defined the behaviour of the MCS from the configuration management server.

The MCS server obtains the MCS service configuration document that contains the mission critical organisation configured parameters that defined the behaviour of the MCS from the configuration management server.

The MCS server subscribes to the MCS service configuration document for each mission critical organisation that is provisioned that is supported by the MCS server using the procedure specified in clause 6.3.13.2.3. How the MCS server is provisioned with the identities of the mission critical organisations is out of scope of the present document.

If the MCS service configuration document has been updated since the current version stored at the MCS server, then the MCS server will receive a SIP NOTIFY request containing an HTTPS URI of the MCS service configuration document. Retrieval by the MCS server, using the notified HTTPS URI, of the MCS service configuration document is performed as specified in clause 6.3.3.2.3.

NOTE: The MCS server can be notified of changes to the MCS service management configuration document at any time while operating the MCS.

4.3.2 MCPTT Server

The format of the MCPTT service configuration document downloaded to the MCPTT server is defined in clause 8.4.

4.3.3 MCVideo Server

The format of the MCDATA service configuration document downloaded to the MCDATA server is defined in clause 9.4.

4.3.4 MCDATA Server

The format of the MCDATA service configuration document downloaded to the MCDATA server is defined in clause 10.4.

4.4 Configuration management server

The following applies to the configuration management server used for online configuration.

The configuration management server needs to convert the MCS UE initial configuration document received from an MCS administrator into an appropriate format for configuration of the MCS UE initial configuration MO.

If the MCS UE initial configuration MO contains a <default-user-profile> element that identifies an MCS user profile configuration document, the configuration management server needs to convert the identified MCS user profile configuration document received from an MCS administrator into an appropriate format for configuration of the MCS user profile configuration MO.

Once an MCS User Profile configuration document has been created or updated by the MCS UE, the configuration management server uses the procedures specified in 3GPP TS 29.283 [7] to store MCS user profile configuration document as the user profile in the MC service user database.

In order to download the MCS user profile configuration document to an MCS UE or to support an MCS UE updating the MCS user profile configuration document, the configuration management server uses the procedures specified in 3GPP TS 29.283 [7] to obtain the MCS user profile from the MC service user database.

In order to be notified of changes to an MCS user profile configuration document(s) that have been subscribed to by an MCS UE, the configuration management server uses the procedures specified in 3GPP TS 29.283 [7] to be notified of changes to the MCS user profile stored in the MC service user database.

In order to delete the MCS user profile when requested by an MCS UE, the configuration management server uses the procedures specified in 3GPP TS 29.283 [7] to delete the MCS user profile from the MC service user database.

NOTE: The configuration management server and group management server functionality for offline configuration is out of scope of the present document.

5 Functional entities

5.1 Configuration management client (CMC)

To be compliant with the procedures in the present document the CMC shall:

- shall support the role of XCAP client as specified in IETF RFC 4825 [14];
- support the role of XDMC as specified in OMA OMA-TS-XDM_Core-V2_1 [2];
- support the procedures in clause 6.3.1.1;
- support the procedures in clause 6.3.2.2;
- support the procedures in clause 6.3.3.2.2;
- support the procedures in clause 6.3.8.2.2;
- support the procedures in clause 6.3.11.2.2; and
- support the procedures in clause 6.3.13.2.

The CMC may:

- support the procedures in clause 6.2.2;
- support the procedures in clause 6.3.4.2;
- support the procedures in clause 6.3.5.2;
- support the procedures in clause 6.3.6.2.2;
- support the procedures in clause 6.3.7.2.2;
- support the procedures in clause 6.3.9.2.2;
- support the procedures in clause 6.3.10.2.2; and
- support the procedures in clause 6.3.12.2.2.

5.2 Configuration management server (CMS)

To be compliant with the procedures in the present document the CMS shall:

- shall support the role of XCAP server as specified in IETF RFC 4825 [14];
- support the role of XDMS as specified in OMA OMA-TS-XDM_Core-V2_1 [2];
- support the procedures in clause 6.2.4;
- support the procedures in clause 6.3.1.2;
- support the procedures in clause 6.3.2.3;
- support the procedures in clause 6.3.3.3;
- support the procedures in clause 6.3.4.3;
- support the procedures in clause 6.3.5.3;

- support the procedures in clause 6.3.6.3;
- support the procedures in clause 6.3.7.3;
- support the procedures in clause 6.3.8.3;
- support the procedures in clause 6.3.9.3;
- support the procedures in clause 6.3.10.3;
- support the procedures in clause 6.3.11.3;
- support the procedures in clause 6.3.12.3; and
- support the procedures in clause 6.3.13.3.

5.3 MCS server

To be compliant with the procedures in the present document, the MCS server:

- shall support the role of XCAP client as specified in IETF RFC 4825 [14];
- shall support the role of XDMC as specified in OMA OMA-TS-XDM_Core-V2_1 [2];
- shall support the procedure in clause 6.2.3;
- shall support the procedure in clause 6.3.3.2.3;
- shall support the procedure in clause 6.3.8.2.3;
- shall support the procedure in clause 6.3.11.2.3;
- shall support the procedure in clause 6.3.12.2.3; and
- shall support the procedure in clause 6.3.13.2.3.

6 Procedures

6.1 Introduction

This clause specifies procedures enabling a configuration management client (CMC) and an MCS server to have the MCS configuration managed using the configuration management server (CMS).

The following procedures are defined for management of configuration management documents:

- configuration management document creation procedure;
- configuration management document retrieval procedure;
- configuration management document update procedure;
- configuration management document deletion procedure;
- configuration management document element creation or replacement procedure;
- configuration management document element deletion procedure;
- configuration management document element fetching procedure;
- configuration management document attribute creation or replacement procedure;
- configuration management document attribute deletion procedure;

- configuration management document attribute fetching procedure;
- configuration management document namespace binding fetching procedure; and
- configuration management document subscription and notification procedure.

6.2 Common procedures

6.2.1 General

This clause contains common procedures applied on HTTP signalling specified in this document.

6.2.2 Client procedures

The CMC shall send the HTTP request over TLS connection as specified for the HTTP client in the UE in annex A of 3GPP TS 24.482 [6].

6.2.3 MCS server procedures

The MCS server shall send the HTTP request as specified for the HTTP client in the network entity in annex A of 3GPP TS 24.482 [6].

6.2.4 Configuration management server procedures

6.2.4.1 General

The CMS shall handle the HTTP request as specified for the HTTP server in annex A of 3GPP TS 24.482 [6].

The CMS shall be configured with an authorized MCS server list, containing public service identities of MCS servers of the MCS provider of the CMS.

When handling an HTTP request, the CMS shall determine the identity of the sender of the HTTP request as specified in 3GPP TS 24.482 [6], and shall use the identity of the sender of the HTTP request as an authenticated identity when performing the authorization.

The CMS shall handle SIP requests and SIP responses as specified in 3GPP TS 24.229 [22].

6.2.4.2 SIP failure case

When initiating a SIP failure response to any received SIP request, depending on operator policy, the CMS may insert a SIP Response-Source header field in accordance with the procedures in clause 5.7.1.0 of 3GPP TS 24.229 [22], where the "role" header field parameter is set to "cms".

6.3 Configuration management procedures

6.3.1 General

6.3.1.1 Client procedures

A CMC shall support clause 6.1.1 "*Document Management*" of OMA OMA-TS-XDM_Core-V2_1 [2] and clause 6.3.13.2.2 for subscribing to configuration management documents.

6.3.1.2 Configuration management server procedures

A CMS shall support clause 6.2.1 "*Document Management*", and clause 6.2.4 "*Access Permissions*" of OMA OMA-TS-XDM_Core-V2_1 [2] and clause 6.3.13.3 for accepting subscriptions to configuration management documents.

6.3.2 Configuration management document creation procedure

6.3.2.1 General

This clause addresses the scenario for configuration management creation by administrators as described in 3GPP TS 23.280 [8A].

6.3.2.2 Configuration management client (CMC) procedures

In order to create a configuration management document, a CMC shall create an XML document of one of the appropriate application usages, and shall send the XML document to the network according to procedures specified in IETF RFC 4825 [14] "*Create or Replace a Document*". The CMC shall set the Request-URI of the HTTP PUT request to the "CMSXCAPRootURI" configured as per 3GPP TS 24.483 [4] and include the "auid" as per the appropriate application usage in clause 7.

6.3.2.3 Configuration management server (CMS) procedures

A CMS shall support receiving XML documents of the application usages according to procedures specified in IETF RFC 4825 [14] "*PUT Handling*" where the Request-URI of the HTTP PUT request identifies an XML document and include the "auid" as per the appropriate application usage in clause 7.

6.3.3 Configuration management document retrieval procedure

6.3.3.1 General

This clause describes how retrieval of a configuration management document takes place.

6.3.3.2 Client procedures

6.3.3.2.1 General client (GC) procedures

In order to retrieve a configuration management document, a GC shall send an HTTP GET request with the Request URI that references the document to be updated to the network according to procedures specified in IETF RFC 4825 [14] "*Retrieve a Document*".

6.3.3.2.2 Configuration management client (CMC) procedures

In order to retrieve a configuration management document, a CMC shall perform the procedures in clause 6.3.3.2.1 specified for GC. The CMC shall set the Request-URI of the HTTP GET request to the "CMSXCAPRootURI" configured as per 3GPP TS 24.483 [4] and include the "auid" as per the appropriate application usage.

6.3.3.2.3 MCS server procedures

In order to retrieve a configuration management document via the CSC-5 reference point, an MCS Server shall perform the procedures in clause 6.3.3.2.1 specified for GC. The MCS server shall set the Request-URI of the HTTP GET request to identify the XML document based on configuration and include the "auid" as per the appropriate application usage.

6.3.3.3 Configuration management server procedures

A CMS shall support handling an HTTP GET request from a CMC and an MCS Server according to procedures specified in IETF RFC 4825 [14] "*GET Handling*" where the Request-URI of the HTTP GET request identifies an XML document and include the "auid" as per with the "auid" parameter set to the appropriate application usage.

6.3.4 Configuration management document update procedure

6.3.4.1 General

This clause describes the procedures for updating of a configuration management document.

6.3.4.2 Configuration management client procedures

In order to update a configuration management document, a CMC shall create an XML document of one of the appropriate application usages, and shall send the XML document to the network according to procedures specified in IETF RFC 4825 [14] "*Create or Replace a Document*". The CMC shall set the Request-URI of the HTTP PUT request to the "CMSXCAPRootURI" configured as per 3GPP TS 24.483 [4] and include the "auid" as per the appropriate application usage.

6.3.4.3 Configuration management server procedures

A CMS shall support receiving an XML document of the application usages according to the procedures specified in IETF RFC 4825 [14] "*PUT Handling*" where the Request-URI of the HTTP PUT request identifies an XML document and include the "auid" as per to the appropriate application usage.

6.3.5 Configuration management document deletion procedure

6.3.5.1 General

This clause describes deletion of a configuration management document.

6.3.5.2 Configuration management Client (CMC) procedures

In order to delete a configuration management document, a CMC shall send an HTTP DELETE request with the Request-URI of the HTTP DELETE request set to the "CMSXCAPRootURI" configured as per 3GPP TS 24.483 [4] along with the "auid" as per the appropriate application usage for the XML document to be deleted to the network according to procedures specified in IETF RFC 4825 [14] "*Delete a Document*".

6.3.5.3 Configuration management server (CMS) procedures

A CMS shall support handling an HTTP DELETE request from a CMC according to procedures specified in IETF RFC 4825 [14] "*DELETE Handling*" where the Request-URI of the HTTP DELETE request identifies an XML document using the "auid" as per the appropriate application usage.

6.3.6 Configuration management document element creation or replacement procedure

6.3.6.1 General

This procedure enables the CMC to create or replace an element of a configuration management document from CMS.

6.3.6.2 Client procedures

6.3.6.2.1 General client procedures

In order to create or replace an element of a configuration management document, a GC shall send an HTTP PUT request with the Request URI that references the element of the document to be created or replaced to the network according to procedures specified in IETF RFC 4825 [14] "*Create or Replace an Element*".

6.3.6.2.2 Configuration management client procedures

In order to create or replace an element of a configuration management document, a CMC shall perform the procedures in clause 6.3.6.2.1 specified for GC. The CMC shall construct the Request-URI of the HTTP PUT request using the "CMSXCAPRootURI" configured as per 3GPP TS 24.483 [4] as the root of the relative path along with the "auid" as per the appropriate application usage.

6.3.6.3 Configuration management server procedures

A CMS shall support handling an HTTP PUT request from a CMC according to procedures specified in IETF RFC 4825 [14] "*PUT Handling*" where the Request-URI of the HTTP PUT request identifies an element of XML document using the "auid" as per the appropriate application usage.

6.3.7 Configuration management document element deletion procedure

6.3.7.1 General

This procedure enables the CMC to delete an element of a configuration management document from CMS.

6.3.7.2 Client procedures

6.3.7.2.1 General client procedures

In order to delete an element of a configuration management document, a GC shall send an HTTP DELETE request with the Request URI that references the element of the document to be deleted to the network according to procedures specified in IETF RFC 4825 [14] "*Delete an Element*".

6.3.7.2.2 Configuration management client procedures

In order to delete an element of a configuration management document, a CMC shall perform the procedures in clause 6.3.7.2.1 specified for GC. The CMC shall construct the Request-URI of the HTTP DELETE request using the "CMSXCAPRootURI" configured as per 3GPP TS 24.483 [4] as the root of the relative path and include the "auid" as per the appropriate application usage.

6.3.7.3 Configuration management server procedures

A CMS shall support handling an HTTP DELETE request from a CMC according to procedures specified in IETF RFC 4825 [14] "*DELETE Handling*" where the Request-URI of the HTTP DELETE request identifies an element of XML document along with the "auid" as per the appropriate application usage.

6.3.8 Configuration management document element fetching procedure

6.3.8.1 General

This procedure enables the CMC or the MCS server to fetch an element of a configuration management document from the CMS.

6.3.8.2 Client procedures

6.3.8.2.1 General client procedures

In order to fetch an element of a configuration management document, a GC shall send an HTTP GET request with the Request URI that references the element of the document to be fetched to the network according to procedures specified in IETF RFC 4825 [14] "*Fetch an Element*".

6.3.8.2.2 Configuration management client procedures

In order to fetch an element of a configuration management document, a CMC shall perform the procedures in clause 6.3.8.2.1 specified for GC. The CMC shall construct the Request-URI of the HTTP GET request using the "CMSXCAPRootURI" configured as per 3GPP TS 24.483 [4] as the root of the relative path along with the "auid" as per the appropriate application usage.

6.3.8.2.3 MCS server procedures

In order to fetch an element of a configuration management document, an MCS server shall perform the procedures in clause 6.3.8.2.1 specified for GC. The MCPTT sserver shall set the Request-URI of the HTTP GET request to identify the XML document based on configuration with the "auid" as per the appropriate application usage.

6.3.8.3 Configuration management server procedures

A CMS shall support handling an HTTP GET request from CMC according to procedures specified in IETF RFC 4825 [14] "*GET Handling*" where the Request-URI of the HTTP GET request identifies an element of XML document with the "auid" as per the appropriate application usage.

6.3.9 Configuration management document attribute creation or replacement procedure

6.3.9.1 General

This procedure enables the CMC to create or replace an attribute of a configuration management document from CMS.

6.3.9.2 Client procedures

6.3.9.2.1 General client procedures

In order to create or replace an attribute of a configuration management document, a GC shall send an HTTP PUT request with the Request URI that references the element of the document to be created or replaced to the network according to procedures specified in IETF RFC 4825 [14] "*Create or Replace an Attribute*".

6.3.9.2.2 Configuration management client procedures

In order to create or replace an attribute of a configuration management document, a CMC shall perform the procedures in clause 6.3.9.2.1 specified for GC. The CMC shall construct the Request-URI of the HTTP PUT request using the "CMSXCAPRootURI" configured as per 3GPP TS 24.483 [4] as the root of the relative path along with the "auid" per the appropriate application usage.

6.3.9.3 Configuration management server procedures

A CMS shall support handling an HTTP PUT request from a CMC according to procedures specified in IETF RFC 4825 [14] "*PUT Handling*" where the Request-URI of the HTTP PUT request identifies an attribute of XML document with the "auid" per the appropriate application usage in clause 7.

6.3.10 Configuration management document attribute deletion procedure

6.3.10.1 General

This procedure enables the CMC to delete an attribute of a configuration management document from the CMS.

6.3.10.2 Client procedures

6.3.10.2.1 General client procedures

In order to delete an attribute of a configuration management document, a GC shall send an HTTP DELETE request with the Request URI that references the attribute of the document to be deleted to the network according to procedures specified in IETF RFC 4825 [14] "*Delete an Attribute*".

6.3.10.2.2 Configuration management client procedures

In order to delete an attribute of a configuration management document, a CMC shall perform the procedures in clause 6.3.10.2.1 specified for GC. The CMC shall construct the Request-URI of the HTTP DELETE request using the "CMSXCAPRootURI" configured as per 3GPP TS 24.483 [4] as the root of the relative path along with the "auid" per the appropriate application usage.

6.3.10.3 Configuration management server procedures

A CMS shall support handling an HTTP DELETE request from CMC according to procedures specified in IETF RFC 4825 [14] "*DELETE Handling*" where the Request-URI of the HTTP DELETE request identifies an attribute of XML document along with the "auid" per the appropriate application usage in clause 7.

6.3.11 Configuration management document attribute fetching procedure

6.3.11.1 General

This procedure enables the CMC or the MCS server to fetch an attribute of a configuration management document from the CMS.

6.3.11.2 Client procedures

6.3.11.2.1 General client procedures

In order to fetch an attribute of a configuration management document, a GC shall send an HTTP GET request with the Request URI that references the attribute of the document to be fetched to the network according to procedures specified in IETF RFC 4825 [14] "*Fetch an Attribute*".

6.3.11.2.2 Configuration management client procedures

In order to fetch an attribute of a configuration management document, a CMC shall perform the procedures in clause 6.3.11.2.1 specified for GC. The CMC shall construct the Request-URI of the HTTP GET request using the "CMSXCAPRootURI" configured as per 3GPP TS 24.483 [4] as the root of the relative path along with the "auid" per the appropriate application usage .

6.3.11.2.3 MCS server procedures

In order to fetch an attribute of a configuration management document, an MCS server shall perform the procedures in clause 6.3.11.2.1 specified for GC. The MCS server shall set the Request-URI of the HTTP GET request to identify the XML document based on configuration with the "auid" per the appropriate application usage.

6.3.11.3 Configuration management server procedures

A CMS shall support handling an HTTP GET request from a CMC according to procedures specified in IETF RFC 4825 [14] "*GET Handling*" where the Request-URI of the HTTP GET request identifies an attribute of XML document with the "auid" per the appropriate application usage in clause 7.

6.3.12 Configuration management document namespace binding fetching procedure

6.3.12.1 General

This procedure enables the CMC or the MCS server to fetch a namespace binding of a configuration management document from the CMS.

6.3.12.2 Client procedures

6.3.12.2.1 General client procedures

In order to fetch a namespace binding of a configuration management document, a GC shall send an HTTP GET request according to procedures specified in IETF RFC 4825 [14] "*Fetch Namespace Bindings*".

6.3.12.2.2 Configuration management client procedures

In order to fetch a namespace binding of a configuration management document, a CMC shall perform the procedures in clause 6.3.12.2.1 specified for GC. The CMC shall construct the Request-URI of the HTTP GET request to identify a namespace binding of the XML document along with the "auid" per the appropriate application usage .

6.3.12.2.3 MCS server procedures

In order to fetch a namespace binding of a configuration management document, an MCS server shall perform the procedures in clause 6.3.12.2.1 specified for GC. The MCS server shall set the Request-URI of the HTTP GET request to identify a namespace binding of the XML document with the "auid" per the appropriate application usage.

6.3.12.3 Configuration management server procedures

A CMS shall support handling an HTTP GET request from a CMC according to procedures specified in IETF RFC 4825 [14] "*GET Handling*" where the Request-URI of the HTTP GET request identifies a namespace binding of XML document of the appropriate application usage.

6.3.13 Configuration management subscription and notification procedure

6.3.13.1 General

This clause describes subscription to a configuration management document.

6.3.13.2 Client procedures

6.3.13.2.1 General client (GC) procedures

This procedure enables the CMC to subscribe to notification of changes of one or more configuration management documents defined.

This procedure enables the MCS server to subscribe to notification of changes of the MCPTT service configuration document.

6.3.13.2.2 Configuration management client procedures

In order to subscribe to Configuration management document, a CMC shall send an initial SIP SUBSCRIBE request to the network according to the UE originating procedures specified in 3GPP TS 24.229 [22] and IETF RFC 5875 [11]. In the initial SIP SUBSCRIBE request, the CMC:

- a) if direct subscription is used, shall set the Request URI to a SIP URI containing:

- 1) the base URI being equal to the "CMSXCAPRootURI" configured in the CMC as per 3GPP TS 24.483 [4];
and
 - 2) the "auid" parameter set to the appropriate application usage identifying a configuration management document;
- b) if subscription to multiple documents simultaneously using the subscription proxy function is used:
- 1) shall include an application/resource-lists+xml MIME body. In the application/resource-lists+xml MIME body, the CMC shall include one <entry> element for each document or element to be subscribed to, such that the "uri" attribute of the <entry> element contains a relative path reference to document in the format specified by IETF RFC 5875 [11]; and
 - 2) shall set the Request-URI to the configured public service identity for performing subscription proxy function of the CMS;
- c) shall include an application/vnd.3gpp.mcptt-info+xml MIME body with the <mcptt-access-token> element set to the value of the access token received during authentication procedure as described in 3GPP TS 24.482 [6];
- d) if identity hiding is required:
- 1) shall perform the confidentiality protection procedures and integrity protection procedures defined in 3GPP TS 24.379 [9] for MCPTT client on the application/vnd.3gpp.mcptt-info+xml MIME body and on the application/resource-lists+xml MIME body; and
 - 2) shall include an application/mikey MIME body with the CSK as specified in 3GPP TS 24.379 [9];
- e) shall include the ICSI value "urn:urn-7:3gpp-service.ims.icsi.mcptt" (coded as specified in 3GPP TS 24.229 [22]), in a P-Preferred-Service header field according to IETF RFC 6050 [23]; and
- f) shall include the g.3gpp.icsi-ref media feature tag containing the value of "urn:urn-7:3gpp-service.ims.icsi.mcptt" in the Contact header field.

Upon receiving a SIP NOTIFY request associated with a subscription created as result of the sent initial SIP SUBSCRIBE request:

- 1) if identity hiding is required, the CMC shall perform the confidentiality protection procedures and integrity protection procedures defined in 3GPP TS 24.379 [9] for MC client; and
- 2) shall handle the SIP NOTIFY request according to IETF RFC 5875 [11].

In order to re-subscribe to notification of changes of a modified list of one or more configuration management documents; a CMC shall send a SIP re-SUBSCRIBE request to the network according to the UE originating procedures specified in 3GPP TS 24.229 [22] and IETF RFC 5875 [11]. In the SIP re-SUBSCRIBE request, the CMC:

- a) if direct subscription is used, shall set the Request URI to a SIP URI containing:
- 1) the base URI being equal to the "CMSXCAPRootURI" configured in the CMC as per 3GPP TS 24.483 [4];
and
 - 2) the "auid" parameter set to the appropriate application usage identifying a configuration management document as described in clause 7;
- b) if subscription to multiple documents simultaneously using the subscription proxy function is used:
- 1) shall include an application/resource-lists+xml MIME body. In the application/resource-lists+xml MIME body, the CMC shall include one <entry> element for each document or element to be subscribed to, such that the "uri" attribute of the <entry> element contains a relative path reference to document in the format specified by IETF RFC 5875 [11];
- c) if identity hiding is required, shall perform the confidentiality protection procedures and integrity protection procedures defined in 3GPP TS 24.379 [9] for MC client on the application/vnd.3gpp.mcptt-info+xml MIME body and on the application/resource-lists+xml MIME body using the CSK included in the initial SIP SUBSCRIBE request; and

- d) shall include the g.3gpp.icsi-ref media feature tag containing the value of "urn:urn-7:3gpp-service.ims.icsi.mcptt" in the Contact header field.

6.3.13.2.3 MCS server procedures

In order to subscribe to an MCS service configuration document, an MCS server shall send an initial SIP SUBSCRIBE request to the network according to the originating AS procedures specified in 3GPP TS 24.229 [22] and IETF RFC 5875 [11]. In the initial SIP SUBSCRIBE request, MCS server:

- a) shall set the Request URI to a SIP URI containing:
 - 1) the base URI being equal to the public service identity of the CMS configured in the MCS server; and
 - 2) the "auid" parameter set to the application usage identifying th MCS service configuration document;
- b) shall include a P-Asserted-Identity header field containing the public service identity of the MCS server;
- c) shall include the ICSI value "urn:urn-7:3gpp-service.ims.icsi.mcptt" (coded as specified in 3GPP TS 24.229 [22]), in a P-Asserted-Service header field according to IETF RFC 6050 [23]; and
- d) shall include the g.3gpp.icsi-ref media feature tag containing the value of "urn:urn-7:3gpp-service.ims.icsi.mcptt" in the Contact header field.

Upon receiving a SIP NOTIFY request associated with a subscription created as result of the sent initial SIP SUBSCRIBE request, the MCS server shall handle the SIP NOTIFY request according to IETF RFC 5875 [11].

In order to re-subscribe to notification of changes to an MCS service configuration document, an MCS server shall send a SIP re-SUBSCRIBE request to the network according to the originating AS procedures specified in 3GPP TS 24.229 [22] and IETF RFC 5875 [11]. In the SIP re-SUBSCRIBE request, MCS server:

- a) shall set the Request URI to a SIP URI containing:
 - 1) the base URI being equal to the public service identity of the CMS configured in the MCS server; and
 - 2) the "auid" parameter set to the application usage identifying an MCS service configuration document; and
- b) shall include the g.3gpp.icsi-ref media feature tag containing the value of "urn:urn-7:3gpp-service.ims.icsi.mcptt" in the Contact header field.

6.3.13.3 Configuration management server procedures

6.3.13.3.1 General

The CMS procedures consist of:

- a) procedures for CMS performing the subscription proxy function; and
- b) procedures for CMS storing configuration management documents.

The CMS shall be configured with own public service identity for performing subscription proxy function of the CMS.

The CMS shall be configured with own public service identity for accessing documents.

6.3.13.3.2 Procedures for CMS performing the subscription function

6.3.13.3.2.1 General

The procedures for the CMS performing the subscription function.

6.3.13.3.2.2 CMC originated subscription proxy procedure

Upon reception of an initial SIP SUBSCRIBE request:

- a) with the Event header field set to xcap-diff;

- b) with the Request-URI set to own public service identity for performing subscription proxy function of the CMS;
- c) with a P-Asserted-Identity header field not containing an identity listed in the authorized MCS server list specified in clause 6.2.4;
- d) with an application/vnd.3gpp.mcptt-info+xml MIME body containing the <mcptt-access-token> element;
- e) with an application/resource-lists+xml MIME body; and
- f) with the ICSI value "urn:urn-7:3gpp-service.ims.icsi.mcptt" (coded as specified in 3GPP TS 24.229 [22]), in a P-Asserted-Service header field according to IETF RFC 6050 [23];

the CMS:

- a) if an <EncryptedData> XML tag is included in the application/vnd.3gpp.mcptt-info+xml MIME body and the CSK is received in an application/mikey MIME body of the initial SIP SUBSCRIBE request, shall decrypt the application/vnd.3gpp.mcptt-info+xml MIME body;
- b) if an <EncryptedData> XML tag is included in the application/resource-lists+xml MIME body and the CSK is received in an application/mikey MIME body of the initial SIP SUBSCRIBE request, shall decrypt the application/resource-lists+xml MIME body;
- c) shall identify the originating MCPTT ID from <mcptt-access-token> element received in the application/vnd.3gpp.mcpttinfo+xml MIME body and shall use the originating MCPTT ID as an authenticated identity when performing the authorization;
- d) if the authenticated identity is not authorized to subscribe to notification of changes of any resource in the application/resource-lists+xml MIME body, shall reject the request with a SIP 403 (Forbidden) response and shall not continue with rest of the steps;
- e) act as a notifier according to IETF RFC 5875 [11]. Additionally, if an XCAP URI in the "uri" attribute of the <entry> element of the application/resource-lists+xml MIME body of the initial SIP SUBSCRIBE request contains an "auid" parameter set to an application usage identifying a configuration management document as described in clause 7;

shall return the XCAP URI identifying the configuration management document in SIP NOTIFY requests associated with a subscription created as result of the received initial SIP SUBSCRIBE request.

Upon sending a SIP NOTIFY request associated with a subscription created as result of the received initial SIP SUBSCRIBE request, if the CSK is received in an application/mikey MIME body of the initial SIP SUBSCRIBE request, the CMS shall perform the confidentiality protection procedures and integrity protection procedures defined in 3GPP TS 24.379 [9] for MCPTT server.

Upon reception of a SIP re-SUBSCRIBE request:

- a) with the Event header field set to xcap-diff; and
- b) with an application/resource-lists+xml MIME body;

the CMS:

- a) if an <EncryptedData> XML tag is included in the application/resource-lists+xml MIME body of the received SIP re-SUBSCRIBE request and the CSK was received in an application/mikey MIME body of the initial SIP SUBSCRIBE request, shall decrypt the application/resource-lists+xml MIME body; and
- b) act as a notifier according to IETF RFC 5875 [11]. Additionally, if an XCAP URI in the "uri" attribute of the <entry> element of the application/resource-lists+xml MIME body of the SIP re-SUBSCRIBE request contains an "auid" parameter set to an application usage identifying a configuration management document:

and for which there is no related subscription established according to the clause 6.3.13.3.2.3, shall return the XCAP URI identifying the configuration management document in SIP NOTIFY requests associated with a subscription created as result of the received initial SIP SUBSCRIBE request.

6.3.13.3.2.3 CMC originated subscription procedure

Upon reception of an initial SIP SUBSCRIBE request:

- a) with the Event header field set to xcap-diff;
- b) with the Request-URI having the base URI equal to the XCAP root URI of the CMS;
- c) with a P-Asserted-Identity header field containing an identity listed in the authorized MCS server list specified in clause 6.2.4; and
- d) with the ICSI value "urn:urn-7:3gpp-service.ims.icsi.mcptt" (coded as specified in 3GPP TS 24.229 [22]), in a P-Asserted-Service header field according to IETF RFC 6050 [23];

the CMS shall act as a notifier according to IETF RFC 5875 [11].

Upon reception of a SIP re-SUBSCRIBE request with the Event header field set to xcap-diff, the CMS:

- a) if the <mcptt-calling-user-id> element is included in the application/vnd.3gpp.mcptt-info+xml MIME body:
 - 1) shall use the <mcptt-calling-user-id> element value as an authenticated identity when performing the authorization; and
 - 2) if the authenticated identity is not authorized to subscribe to notification of changes of any document, shall reject the request with a SIP 403 (Forbidden) response and shall not continue with rest of the steps;
- b) if the authenticated identity is not authorized to subscribe to notification of changes of any document, shall reject the request with a SIP 403 (Forbidden) response and shall not continue with rest of the steps; and
- c) shall act as a notifier according to IETF RFC 5875 [11].

6.3.13.3.2.4 MCS server originated subscription procedure

Upon reception of an initial SIP SUBSCRIBE request:

- a) with the Event header field set to xcap-diff;
- b) with the Request-URI having the base URI equal to the public service identity of the CMS;
- c) with a P-Asserted-Identity header field containing an identity listed in the authorized MCS server list specified in clause 6.2.4; and
- d) with the ICSI value "urn:urn-7:3gpp-service.ims.icsi.mcptt" (coded as specified in 3GPP TS 24.229 [22]), in a P-Asserted-Service header field according to IETF RFC 6050 [23];

the CMS shall act as a notifier according to IETF RFC 5875 [11].

Upon reception of a SIP re-SUBSCRIBE request:

- a) with the Event header field set to xcap-diff; and
- b) with an application/resource-lists+xml MIME body;

the CMS:

- a) shall use URI of the P-Asserted-Identity header field as an authenticated identity when performing the authorization;
- b) if the authenticated identity is not authorized to subscribe to notification of changes of any document or element in the application/resource-lists+xml MIME body, shall reject the request with a SIP 403 (Forbidden) response and shall not continue with rest of the steps; and
- c) shall act as a notifier according to IETF RFC 5875 [11].

7 Common configuration management documents

7.1 Introduction

This clause defines the structure, default document namespace, AUID, XML schema, MIME type, validation constraints and data semantics of the MCS UE initial configuration document;

7.2 MCS UE initial configuration document

7.2.1 General

7.2.1.0 Applicability

The MCS UE initial configuration document is specified in this clause. The MCS UE initial configuration document content is based on requirements of Annex A.6 of 3GPP TS 23.280 [8A], and structure and procedures of OMA OMA-TS-XDM_Core-V2_1-20120403-A [2]. The usage of an MCS UE initial configuration in an MCS is described in 3GPP TS 24.379 [9] and 3GPP TS 24.380 [10]. The schema definition is provided in clause 7.2.2.3.

An MCS UE initial configuration document may apply to all MCS UEs of a mission critical organization or apply to specific MCS UEs identified by the optional <mcptt-UE-id> element. If there is no <mcptt-UE-id> element, then by default the MCS UE initial configuration document applies to all MCS UEs of the mission critical organization. If the MCS UE is to be configured with a specific MCS UE initial configuration document that document is identified by comparing the instance ID of the MCS UE with the criteria in the <mcptt-UE-id> element.

The MCS UE initial configuration document acts as a template for the device management server coresident in the CMS to generate the MCS UE initial configuration managed object. The MCS UE initial configuration document that acts as a template is referred to as a "master MCS UE initial configuration document".

The master MCS UE initial configuration document is stored in the user directory of that MCS administrator. The master MCS UE initial configuration document does not directly apply to a specific MCS UE, but instead acts as template that the CMS uses to generate MCS UE initial configuration managed objects of MCS UEs identified by elements of the <MCPTT-UE-id> element. For MCS UE initial configuration documents that correspond to a specific MCS UE, the name of the MCS UE initial configuration document is created from a value defined by the corresponding element that identifies the MCS UE within the <MCPTT-UE-id> element. For a master MCS UE initial configuration documents that does not contain a <MCPTT-UE-id> element, the name of the MCS UE initial configuration document is "DEFAULT-MCPTT-INITIAL-UE.xml".

NOTE: For historical reasons, some of the elements in the MCS UE initial configuration document uses the terminology "MCPTT", however this document is common to all MCS with some MCPTT specific elements. Not all elements that contain the terminology "MCPTT" are just MCPTT specific.

7.2.1.1 MCS client access to UE initial configuration documents

The MCS UE initial configuration documents of an MCS UE are contained as "XDM collections" in the user's directory of the users tree, in accordance with OMA OMA-TS-XDM_Core-V2_1-20120403-A [2]. In this case, the term "user" in the XCAP sense refers to the UE-id.

The MCS UE initial configuration document is accessed using the same XCAP URI, regardless of whether the MCS UE has a specific MCS UE initial configuration document configured or the master MCS UE initial configuration document applies. The CMS shall generate the UE's MCS UE initial configuration document from the master MCS UE initial configuration document if the MCS administrator did not provision a specific MCS UE initial configuration document. In this generated document, the <MCPTT-UE-id> element shall be set to the MCS client's UE ID. The UE's MCS UE initial configuration document shall always be stored with the filename corresponding to the UE's MCS UE ID under the users directory in the users tree.

The XCAP URI used by the MCS client to access the UE's MCS UE initial configuration document shall be *CMSXCAPROOTURI/org.3gpp.mcptt.ue-init-config/users/sip:MCSUEID/MCSUEID*

7.2.2 Coding

7.2.2.1 Structure

The MCS UE initial configuration document structure is specified in this clause.

The <mcptt-UE-initial-configuration> document:

- 1) shall include a "domain" attribute;
- 2) may include a <mcptt-UE-id> element;
- 3) may include a <name> element;
- 4) may include a <Default-user-profile> element;
- 5) may include an <on-network> element;
- 6) may include an <off-network> element; and
- 7) may include any other attribute for the purposes of extensibility.

The <Default-user-profile> element shall contain:

- 1) a "User-ID" attribute; and
- 2) a "user-profile-index" attribute.

The <on-network> element:

- 1) shall contain a <Timers> element containing:
 - a) a <T100> element;
 - b) a <T101> element;
 - c) a <T103> element;
 - d) a <T104> element;
 - e) a <T132> element; and
 - f) may include any other element for the purposes of extensibility;
- 2) shall contain an <HPLMN> element containing:
 - a) a "PLMN" attribute;
 - b) a <service> element;
 - c) a list of <VPLMN> elements; and
 - d) optionally an <anyExt> element;
- 3) shall contain an <App-Server-Info> element containing:
 - a) an <idms-auth-endpoint> element;
 - b) an <idms-token-endpoint> element;
 - c) a <http-proxy> element;
 - d) a <gms> element;
 - e) a <cms> element;
 - f) a <kms> element; and

- g) a <tls-tunnel-auth-method> element containing:
 - i) a <mutual-authentication> element;
 - ii) optionally a <x509> element; and
 - iii) optionally a <key> element; and
- h) may include any other element for the purposes of extensibility
- 4) shall contain a <GMS-URI> element;
- 5) shall contain a <group-creation-XUI> element;
- 6) shall contain a <GMS-XCAP-root-URI> element;
- 7) shall contain a <CMS-XCAP-root-URI> element;
- 8) shall contain an <integrity-protection-enabled> element;
- 9) shall contain a <confidentiality-protection-enabled> element;
- 10) may contain an <anyExt> element containing:
 - a) if the MCPTT service is supported, an <MCPTT-Service-Details> element, containing:
 - i) one <IPv6-Required> element;
 - ii) one <Server-URI> element; and
 - iii) optionally an <anyExt> element with a <PDU-Session-Type> element;
 - b) if the MCVideo service is supported, an <MCVideo-Service-Details> element, containing:
 - i) one <IPv6-Required> element;
 - ii) one <Server-URI> element; and
 - iii) optionally an <anyExt> element with a <PDU-Session-Type> element;
 - c) if the MCDATA service is supported, an <MCDATA-Service-Details> element containing:
 - i) one <IPv6-Required> element;
 - ii) one <Server-URI> element; and
 - iii) optionally an <anyExt> element with a <PDU-Session-Type> element;
 - d) optionally an <MCCCommonCore-Service-Details> element, containing:
 - i) one <IPv6-Required> element;
 - ii) one <Server-URI> element; and
 - iii) optionally an <anyExt> element with a <PDU-Session-Type> element;
 - e) optionally an <MCIdM-Service-Details> element containing:
 - i) one <IPv6-Required> element;
 - ii) one <Server-URI> element; and
 - iii) optionally an <anyExt> element with a <PDU-Session-Type> element;
 - f) optionally a list of <DN-Info> elements; and
 - g) optionally a list of <SNSSAI-Info> elements; and
- 11) may include any other element for the purposes of extensibility.

The <off-network> element:

- 1) shall contain a <Timers> element containing:
 - a) a <TFG1> element;
 - b) a <TFG2> element;
 - c) a <TFG3> element;
 - d) a <TFG4> element;
 - e) a <TFG5> element.
 - f) a <TFG11> element;
 - g) a <TFG12> element;
 - h) a <TFG13> element;
 - i) a <TFG14> element;
 - j) a <TFP1> element;
 - k) a <TFP2> element;
 - l) a <TFP3> element;
 - m) a <TFP4> element;
 - n) a <TFP5> element;
 - o) a <TFP6> element;
 - p) a <TFP7> element;
 - q) a <TFB1> element;
 - r) a <TFB2> element;
 - s) a <TFB3> element;
 - t) a <T201> element;
 - u) a <T203> element;
 - v) a <T204> element;
 - w) a <T205> element;
 - x) a <T230> element;
 - y) a <T233> element;
 - z) a <TFE1> element;
 - za) a <TFE2> element; and
 - zb) may include any other element for the purposes of extensibility;
- 2) shall contain a <Counters> element containing:
 - a) a <CFP1> element;
 - b) a <CFP3> element;
 - c) a <CFP4> element;
 - d) a <CFP6> element;

- e) a <CFG11> element.
 - f) a <CFG12> element;
 - g) a <C201> element;
 - h) a <C204> element;
 - i) a <C205> element; and
 - j) may include any other element for the purposes of extensibility; and
- 3) may include any other element for the purposes of extensibility.

The <VPLMN> element:

- 1) shall contain a "PLMN" attribute;
- 2) shall contain a <service> element; and
- 3) may contain an <anyExt> element containing optionally a list of <SNSSAI> elements;

The <service> element of the <HPLMN> element and the <VPLMN> element:

- 1) shall contain an <MCPTT-to-con-ref> element;
- 2) shall contain an <MC-common-core-to-con-ref> element;
- 3) shall contain an <MC-ID-to-con-ref> element. and
- 4) may contain an <anyExt> element containing:
 - a) an <MCPTT-ref-SNSSAI> element;
 - b) an <MC-common-core-ref-SNSSAI> element;
 - c) an <MC-ID-ref-SNSSAI> element;
 - d) an <MCData-ref-SNSSAI> element; and
 - e) an <MCVideo-ref-SNSSAI> element;

The <mcptt-UE-id> element:

- 1) may contain a list of <Instance-ID-URN> elements; and
- 2) may contain a list of <IMEI-range> elements.

The <IMEI-range> element:

- 1) shall contain a <TAC> element;
- 2) may contain a list of <SNR> elements; and
- 3) may contain <SNR-range> element.

The <SNR-range> element:

- 1) shall contain a <Low-SNR> element; and
- 2) shall contain a <High-SNR> element.

The <DN-Info> element:

- 1) shall contain a "DNN" attribute;
- 2) may contain a <DN-AAA-Server> element;
- 3) may contain a <Pap-parameters> element containing:

- i) a <user-name> element; and
 - ii) a <password> element;
- 4) may contain a <Chap-parameters> element containing:
- i) a <user-name> element; and
 - ii) a <password> element; and
- 5) may contain a <credentials> element.

The <SNSSAI-Info > element:

- 1) shall contain an "SNSSAI" attribute;
- 2) may contain an <NSSAA-Server> element; and
- 3) may contain a <credentials> element.

The <credentials> element may contain an <ID> element and an <anyExt> element for the purposes of extensibility.

7.2.2.2 Application Unique ID

The AUID shall be set to "org.3gpp.mcptt.ue-init-config".

7.2.2.3 XML Schema

```
<?xml version="1.0" encoding="UTF-8"?>

<xs:schema xmlns:mcpttiup="urn:3gpp:mcptt:mcpttUEinitConfig:1.0"
  xmlns:xs="http://www.w3.org/2001/XMLSchema"
  targetNamespace="urn:3gpp:mcptt:mcpttUEinitConfig:1.0"
  elementFormDefault="qualified" attributeFormDefault="unqualified">

<xs:import namespace="http://www.w3.org/XML/1998/namespace"
  schemaLocation="http://www.w3.org/2001/xml.xsd"/>

<xs:element name="mcptt-UE-initial-configuration">
  <xs:complexType>
    <xs:choice minOccurs="0" maxOccurs="unbounded">
      <xs:element name="mcptt-UE-id" type="mcpttiup:MCPTTUEIDType"/>
      <xs:element name="name" type="mcpttiup:NameType"/>
      <xs:element name="Default-user-profile" type="mcpttiup:UserProfileType"/>
      <xs:element name="on-network" type="mcpttiup:On-networkType"/>
      <xs:element name="off-network" type="mcpttiup:Off-networkType"/>
      <xs:element name="anyExt" type="mcpttiup:anyExtType"/>
      <xs:any namespace="##other" processContents="lax"/>
    </xs:choice>
    <xs:attribute name="domain" type="xs:anyURI" use="required"/>
    <xs:attribute name="XUI-URI" type="xs:anyURI"/>
    <xs:attribute name="Instance-ID-URN" type="xs:anyURI"/>
    <xs:anyAttribute namespace="##any" processContents="lax"/>
  </xs:complexType>
</xs:element>

<xs:complexType name="NameType">
  <xs:simpleContent>
    <xs:extension base="xs:token">
      <xs:attribute ref="xml:lang"/>
      <xs:attributeGroup ref="mcpttiup:IndexType"/>
    </xs:extension>
  </xs:simpleContent>
</xs:complexType>

<xs:complexType name="MCPTTUEIDType">
  <xs:choice minOccurs="0" maxOccurs="unbounded">
    <xs:element name="Instance-ID-URN" type="xs:anyURI"/>
    <xs:element name="IMEI-range" type="mcpttiup:IMEI-rangeType"/>
    <xs:element name="anyExt" type="mcpttiup:anyExtType" minOccurs="0"/>
    <xs:any namespace="##other" processContents="lax"/>
  </xs:choice>
  <xs:attributeGroup ref="mcpttiup:IndexType"/>
</xs:complexType>
```

```

    <xs:anyAttribute namespace="##any" processContents="lax"/>
  </xs:complexType>

  <xs:complexType name="IMEI-rangeType">
    <xs:sequence>
      <xs:element name="TAC" type="mcpttiup:tacType"/>
      <xs:choice minOccurs="0" maxOccurs="unbounded">
        <xs:element name="SNR" type="mcpttiup:snrType"/>
        <xs:element name="SNR-range" type="mcpttiup:SNR-rangeType"/>
      </xs:choice>
      <xs:element name="anyExt" type="mcpttiup:anyExtType" minOccurs="0"/>
      <xs:any namespace="##other" processContents="lax" minOccurs="0" maxOccurs="unbounded"/>
    </xs:sequence>
    <xs:attributeGroup ref="mcpttiup:IndexType"/>
    <xs:anyAttribute namespace="##any" processContents="lax"/>
  </xs:complexType>

  <xs:complexType name="SNR-rangeType">
    <xs:sequence>
      <xs:element name="Low-SNR" type="mcpttiup:snrType"/>
      <xs:element name="High-SNR" type="mcpttiup:snrType"/>
      <xs:element name="anyExt" type="mcpttiup:anyExtType" minOccurs="0"/>
      <xs:any namespace="##other" processContents="lax" minOccurs="0" maxOccurs="unbounded"/>
    </xs:sequence>
    <xs:attributeGroup ref="mcpttiup:IndexType"/>
    <xs:anyAttribute namespace="##any" processContents="lax"/>
  </xs:complexType>

  <xs:simpleType name="tac-baseType">
    <xs:restriction base="xs:decimal">
      <xs:totalDigits value="8"/>
    </xs:restriction>
  </xs:simpleType>

  <xs:complexType name="tacType">
    <xs:simpleContent>
      <xs:extension base="mcpttiup:tac-baseType">
        <xs:attributeGroup ref="mcpttiup:IndexType"/>
        <xs:anyAttribute namespace="##any" processContents="lax"/>
      </xs:extension>
    </xs:simpleContent>
  </xs:complexType>

  <xs:simpleType name="snr-baseType">
    <xs:restriction base="xs:decimal">
      <xs:totalDigits value="6"/>
    </xs:restriction>
  </xs:simpleType>

  <xs:complexType name="snrType">
    <xs:simpleContent>
      <xs:extension base="mcpttiup:snr-baseType">
        <xs:attributeGroup ref="mcpttiup:IndexType"/>
        <xs:anyAttribute namespace="##any" processContents="lax"/>
      </xs:extension>
    </xs:simpleContent>
  </xs:complexType>

  <xs:complexType name="UserProfileType">
    <xs:attribute name="User-ID" type="xs:anyURI" use="required"/>
    <xs:attribute name="user-profile-index" type="xs:unsignedByte" use="required"/>
    <xs:attributeGroup ref="mcpttiup:IndexType"/>
    <xs:anyAttribute namespace="##any" processContents="lax"/>
  </xs:complexType>

  <xs:complexType name="VPLMNTType">
    <xs:sequence>
      <xs:element name="service" type="mcpttiup:ServiceType"/>
      <xs:element name="anyExt" type="mcpttiup:anyExtType" minOccurs="0"/>
      <xs:any namespace="##other" processContents="lax" minOccurs="0" maxOccurs="unbounded"/>
    </xs:sequence>
    <xs:attribute name="PLMN" type="xs:string" use="required"/>
    <xs:anyAttribute namespace="##any" processContents="lax"/>
  </xs:complexType>

  <xs:complexType name="ServiceType">
    <xs:sequence>
      <xs:element name="MCPTT-to-con-ref" type="xs:string"/>
      <xs:element name="MC-common-core-to-con-ref" type="xs:string"/>
    </xs:sequence>
  </xs:complexType>

```

```

    <xs:element name="MC-ID-to-con-ref" type="xs:string"/>
    <xs:element name="anyExt" type="mcpttiup:anyExtType" minOccurs="0"/>
    <xs:any namespace="##other" processContents="lax" minOccurs="0" maxOccurs="unbounded"/>
  </xs:sequence>
</xs:complexType>

<!-- These elements can be added under the anyExt element of an element of type "ServiceType" -->
  <xs:element name="MCPTT-ref-SNSSAI" type="xs:string"/>
  <xs:element name="MCData-ref-SNSSAI" type="xs:string"/>
  <xs:element name="MCVideo-ref-SNSSAI" type="xs:string"/>
  <xs:element name="MC-common-core-ref-SNSSAI" type="xs:string"/>
  <xs:element name="MC-ID-ref-SNSSAI" type="xs:string"/>

<xs:complexType name="AuthMethodType">
  <xs:sequence>
    <xs:element name="mutual-authentication" type="xs:boolean"/>
    <xs:element name="x509" type="xs:string" minOccurs="0"/>
    <xs:element name="key" type="xs:string" minOccurs="0"/>
    <xs:element name="anyExt" type="mcpttiup:anyExtType" minOccurs="0"/>
    <xs:any namespace="##other" processContents="lax" minOccurs="0" maxOccurs="unbounded"/>
  </xs:sequence>
</xs:complexType>

<xs:complexType name="On-networkType">
  <xs:sequence>
    <xs:element name="Timers">
      <xs:complexType>
        <xs:sequence>
          <xs:element name="T100" type="xs:unsignedByte"/>
          <xs:element name="T101" type="xs:unsignedByte"/>
          <xs:element name="T103" type="xs:unsignedByte"/>
          <xs:element name="T104" type="xs:unsignedByte"/>
          <xs:element name="T132" type="xs:unsignedByte"/>
          <xs:element name="anyExt" type="mcpttiup:anyExtType" minOccurs="0"/>
          <xs:any namespace="##other" processContents="lax" minOccurs="0" maxOccurs="unbounded"/>
        </xs:sequence>
      </xs:complexType>
    </xs:element>
    <xs:element name="HPLMN">
      <xs:complexType>
        <xs:sequence>
          <xs:element name="service" type="mcpttiup:ServiceType"/>
          <xs:element name="VPLMN" type="mcpttiup:VPLMNType" minOccurs="0" maxOccurs="unbounded"/>
          <xs:element name="anyExt" type="mcpttiup:anyExtType" minOccurs="0"/>
          <xs:any namespace="##other" processContents="lax" minOccurs="0" maxOccurs="unbounded"/>
        </xs:sequence>
        <xs:attribute name="PLMN" type="xs:string" use="required"/>
      </xs:complexType>
    </xs:element>
    <xs:element name="App-Server-Info">
      <xs:complexType>
        <xs:sequence>
          <xs:element name="idms-auth-endpoint" type="xs:anyURI"/>
          <xs:element name="idms-token-endpoint" type="xs:anyURI"/>
          <xs:element name="http-proxy" type="xs:anyURI"/>
          <xs:element name="gms" type="xs:anyURI"/>
          <xs:element name="cms" type="xs:anyURI"/>
          <xs:element name="kms" type="xs:anyURI"/>
          <xs:element name="tls-tunnel-auth-method" type="mcpttiup:AuthMethodType"/>
          <xs:element name="anyExt" type="mcpttiup:anyExtType" minOccurs="0"/>
          <xs:any namespace="##other" processContents="lax" minOccurs="0" maxOccurs="unbounded"/>
        </xs:sequence>
      </xs:complexType>
    </xs:element>
    <xs:element name="GMS-URI" type="xs:anyURI"/>
    <xs:element name="group-creation-XUI" type="xs:anyURI"/>
    <xs:element name="GMS-XCAP-root-URI" type="xs:anyURI"/>
    <xs:element name="CMS-XCAP-root-URI" type="xs:anyURI"/>
    <xs:element name="integrity-protection-enabled" type="xs:boolean"/>
    <xs:element name="confidentiality-protection-enabled" type="xs:boolean"/>
    <xs:element name="anyExt" type="mcpttiup:anyExtType" minOccurs="0"/>
    <xs:any namespace="##other" processContents="lax" minOccurs="0" maxOccurs="unbounded"/>
  </xs:sequence>
  <xs:attributeGroup ref="mcpttiup:IndexType"/>
  <xs:anyAttribute namespace="##any" processContents="lax"/>
</xs:complexType>

<!-- These elements can be added under the anyExt element of the On-networkType element -->

```

```

<xs:element name="MCPTT-Service-Details" type="mcpttiup:Service-DetailsType"/>
<xs:element name="MCVideo-Service-Details" type="mcpttiup:Service-DetailsType"/>
<xs:element name="MCData-Service-Details" type="mcpttiup:Service-DetailsType"/>
<xs:element name="MCCore-Service-Details" type="mcpttiup:Service-DetailsType"/>
<xs:element name="MCIDM-Service-Details" type="mcpttiup:Service-DetailsType"/>

<xs:element name="SNSSAI" type="mcpttiup:SNSSAI-InfoType"/>

<xs:complexType name="SNSSAI-InfoType">
  <xs:sequence>
    <xs:element name="NSSAA-Server" type="xs:anyURI" minOccurs="0"/>
    <xs:element name="credentials" type="mcpttiup:credentialsType" minOccurs="0"/>
    <xs:element name="anyExt" type="mcpttiup:anyExtType" minOccurs="0"/>
    <xs:any namespace="##other" processContents="lax" minOccurs="0" maxOccurs="unbounded"/>
  </xs:sequence>
  <xs:attribute name="SNSSAI" type="xs:string" use="required"/>
</xs:complexType>

<xs:complexType name="Service-DetailsType">
  <xs:sequence>
    <xs:element name="IPv6-Required" type="xs:boolean"/>
    <xs:element name="Server-URI" type="xs:anyURI"/>
    <xs:element name="anyExt" type="mcpttiup:anyExtType" minOccurs="0"/>
  </xs:sequence>
</xs:complexType>

<!-- These elements can be added under the anyExt element of the *-Service-Details element -->
<xs:simpleType name="PDUSessionType">
  <xs:restriction base="xs:string">
    <xs:enumeration value="IPv4"/>
    <xs:enumeration value="IPv6"/>
    <xs:enumeration value="IPv4v6"/>
    <xs:enumeration value="Ethernet"/>
    <xs:enumeration value="Unstructured"/>
  </xs:restriction>
</xs:simpleType>

<xs:complexType name="Off-networkType">
  <xs:sequence>
    <xs:element name="Timers">
      <xs:complexType>
        <xs:sequence>
          <xs:element name="TFG1" type="xs:unsignedShort"/>
          <xs:element name="TFG2" type="xs:unsignedShort"/>
          <xs:element name="TFG3" type="xs:unsignedShort"/>
          <xs:element name="TFG4" type="xs:unsignedByte"/>
          <xs:element name="TFG5" type="xs:unsignedByte"/>
          <xs:element name="TFG11" type="xs:unsignedShort"/>
          <xs:element name="TFG12" type="xs:unsignedShort"/>
          <xs:element name="TFG13" type="xs:unsignedByte"/>
          <xs:element name="TFG14" type="xs:unsignedByte"/>
          <xs:element name="TFP1" type="xs:unsignedShort"/>
          <xs:element name="TFP2" type="xs:unsignedByte"/>
          <xs:element name="TFP3" type="xs:unsignedShort"/>
          <xs:element name="TFP4" type="xs:unsignedShort"/>
          <xs:element name="TFP5" type="xs:unsignedShort"/>
          <xs:element name="TFP6" type="xs:unsignedShort"/>
          <xs:element name="TFP7" type="xs:unsignedByte"/>
          <xs:element name="TFB1" type="xs:unsignedShort"/>
          <xs:element name="TFB2" type="xs:unsignedByte"/>
          <xs:element name="TFB3" type="xs:unsignedByte"/>
          <xs:element name="T201" type="xs:unsignedShort"/>
          <xs:element name="T203" type="xs:unsignedByte"/>
          <xs:element name="T204" type="xs:unsignedByte"/>
          <xs:element name="T205" type="xs:unsignedByte"/>
          <xs:element name="T230" type="xs:unsignedByte"/>
          <xs:element name="T233" type="xs:unsignedByte"/>
          <xs:element name="TFE1" type="xs:unsignedShort"/>
          <xs:element name="TFE2" type="xs:unsignedByte"/>
          <xs:element name="anyExt" type="mcpttiup:anyExtType" minOccurs="0"/>
          <xs:any namespace="##other" processContents="lax" minOccurs="0" maxOccurs="unbounded"/>
        </xs:sequence>
      </xs:complexType>
    </xs:element>
    <xs:element name="Counters">
      <xs:complexType>
        <xs:sequence>

```

```

    <xs:element name="CFP1" type="xs:unsignedByte" />
    <xs:element name="CFP3" type="xs:unsignedByte" />
    <xs:element name="CFP4" type="xs:unsignedByte" />
    <xs:element name="CFP6" type="xs:unsignedByte" />
    <xs:element name="CFG11" type="xs:unsignedByte" />
    <xs:element name="CFG12" type="xs:unsignedByte" />
    <xs:element name="C201" type="xs:unsignedByte" />
    <xs:element name="C204" type="xs:unsignedByte" />
    <xs:element name="C205" type="xs:unsignedByte" />
    <xs:element name="anyExt" type="mcpttiup:anyExtType" minOccurs="0" />
    <xs:any namespace="##other" processContents="lax" minOccurs="0" maxOccurs="unbounded" />
  </xs:sequence>
</xs:complexType>
</xs:element>
<xs:element name="anyExt" type="mcpttiup:anyExtType" minOccurs="0" />
<xs:any namespace="##other" processContents="lax" minOccurs="0" maxOccurs="unbounded" />
</xs:sequence>
<xs:attributeGroup ref="mcpttiup:IndexType" />
<xs:anyAttribute namespace="##any" processContents="lax" />
</xs:complexType>

<xs:attributeGroup name="IndexType">
  <xs:attribute name="index" type="xs:token" />
</xs:attributeGroup>

<xs:complexType name="DN-InfoType">
  <xs:sequence>
    <xs:element name="DN-AAA-Server" type="xs:anyURI" minOccurs="0" />
    <xs:element name="credentials" type="mcpttiup:credentialsType" minOccurs="0" />
    <xs:element name="Pap-parameters" minOccurs="0">
      <xs:complexType>
        <xs:sequence>
          <xs:element name="user-name" type="xs:string" />
          <xs:element name="password" type="xs:string" />
        </xs:sequence>
      </xs:complexType>
    </xs:element>
    <xs:element name="Chap-parameters" minOccurs="0">
      <xs:complexType>
        <xs:sequence>
          <xs:element name="user-name" type="xs:string" />
          <xs:element name="password" type="xs:string" />
        </xs:sequence>
      </xs:complexType>
    </xs:element>
    <xs:element name="anyExt" type="mcpttiup:anyExtType" minOccurs="0" />
    <xs:any namespace="##other" processContents="lax" minOccurs="0" maxOccurs="unbounded" />
  </xs:sequence>
  <xs:attribute name="DNN" type="xs:string" use="required" />
</xs:complexType>

<xs:complexType name="credentialsType">
  <xs:sequence>
    <xs:element name="ID" type="xs:string" minOccurs="0" />
    <xs:element name="anyExt" type="mcpttiup:anyExtType" minOccurs="0" />
    <xs:any namespace="##other" processContents="lax" minOccurs="0" maxOccurs="unbounded" />
  </xs:sequence>
</xs:complexType>

<xs:complexType name="anyExtType">
  <xs:sequence>
    <xs:any namespace="##any" processContents="lax" minOccurs="0" maxOccurs="unbounded" />
  </xs:sequence>
</xs:complexType>
</xs:schema>

```

7.2.2.4 Default Document Namespace

The default document namespace used in evaluating URIs shall be "urn:3gpp:ns:mcpttUEinitConfig:1.0".

7.2.2.5 MIME type

The MIME type for the service configuration document shall be "vnd.3gpp.mcptt-ue-init-config+xml".

7.2.2.6 Validation Constraints

If the AUID value of the document URI or node URI in the Request-URI is other than that specified in clause 7.2.2.2, then the configuration management server shall return an HTTP 409 (Conflict) response including the XCAP error element <constraint-failure>. If included, the "phrase" attribute should be set to "invalid application id used".

If the XUI value of the document URI or node URI in the Request-URI does not match the XUI of the MCPTT UE initial configuration document URI, the configuration management server shall return an HTTP 409 (Conflict) response including the XCAP error element <constraint-failure>. If included, the "phrase" attribute should be set to "invalid XUI".

The MCS UE initial configuration document shall conform to the XML Schema described in clause 7.2.2.3.

The <mcptt-UE-initial-configuration> element is the root element of the XML document. The <mcptt-UE-initial-configuration> element can contain sub-elements.

The <mcptt-UE-initial-configuration> element may contain one <on-network> element and may contain one <off-network> element. The <mcptt-UE-initial-configuration> element shall contain at least one of either <on-network> or <off-network>.

If the <mcptt-UE-initial-configuration> element does not conform to one of the three choices above, then the configuration management server shall return an HTTP 409 (Conflict) response including the XCAP error element <constraint-failure>. If included, the "phrase" attribute should be set to "semantic error".

If the "domain" attribute does not contain a syntactically correct domain name, then the configuration management server shall return an HTTP 409 (Conflict) response including the XCAP error element <constraint-failure>. If included, the "phrase" attribute should be set to "syntactically incorrect domain name".

If the "domain" attribute contains an unknown domain name, then the configuration management server shall return an HTTP 409 (Conflict) response including the XCAP error element <constraint-failure>. If included, the "phrase" attribute should be set to "unknown domain name".

If an <Instance-ID-URN> element of the <mcptt-UE-id> element does not conform to a valid Instance ID as specified in 3GPP TS 23.003 [16], then the configuration management server shall return an HTTP 409 (Conflict) response including the XCAP error element <constraint-failure>. If included, the "phrase" attribute should be set to "syntactically incorrect Instance ID URN" and contain the non-conformant <Instance-ID-URN> element.

If the <TAC> element of an <IMEI-range> element does not conform to a valid 8 digit Type Allocation Code as specified in 3GPP TS 23.003 [16], then the configuration management server shall return an HTTP 409 (Conflict) response including the XCAP error element <constraint-failure>. If included, the "phrase" attribute should be set to "syntactically incorrect Type Allocation Code" and contain the non-conformant <TAC> element.

If a <SNR> element of an <IMEI--range> element does not conform to a valid 6 digit Serial Number as specified in 3GPP TS 23.003 [16], then the configuration management server shall return an HTTP 409 (Conflict) response including the XCAP error element <constraint-failure>. If included, the "phrase" attribute should be set to "syntactically incorrect Serial Number" and contain the non-conformant <SNR> element.

If a <Low-SNR> element or a <High-SNR> element of a <SNR-range> element does not conform to a valid 6 digit Serial Number as specified in 3GPP TS 23.003 [16], then the configuration management server shall return an HTTP 409 (Conflict) response including the XCAP error element <constraint-failure>. If included, the "phrase" attribute should be set to "syntactically incorrect Serial Number range" and contain the non-conformant <Low-SNR> or <High-SNR> element.

If the "User-ID" attribute of the <Default-user-profile> element does not conform to a valid URI as specified in IETF RFC 3986 [21], then the configuration management server shall return an HTTP 409 (Conflict) response including the XCAP error element <constraint-failure>. If included, the "phrase" attribute should be set to "syntactically incorrect User ID URI".

If the "User-ID" attribute of the <Default-user-profile> element does not contain an "XUI-URI" attribute of an MCS user profile configuration document, then the configuration management server shall return an HTTP 409 (Conflict) response including the XCAP error element <constraint-failure>. If included, the "phrase" attribute should be set to "No MCS User Profile configuration document exists for the user identified by the User ID URI".

If the "user-profile-index" attribute of the <Default-user-profile> element does not contain an "user-profile-index" attribute of a MCPTT user profile configuration document, then the configuration management server shall return an

HTTP 409 (Conflict) response including the XCAP error element <constraint-failure>. If included, the "phrase" attribute should be set to "The user profile index does not identify an MCS User Profile configuration document identified of the user identified by the User ID URI".

NOTE: If the MCS administrator includes a <Default-user-profile> element in the MCS UE initial configuration document, at least one instance of an MCS user profile configuration document needs to first be created on the configuration management server, containing the "XUI-URI" attribute and "user-profile-index" attribute that are included in the <Default-user-profile> element.

If any of the following elements of the <Timers> element of the <on-network> element do not conform to the range of values specified below:

- a) the <T100> element contains an integer value between 0 and 255;
- b) the <T101> element contains an integer value between 0 and 255;
- c) the <T103> element contains an integer value between 0 and 255;
- d) the <T104> element contains an integer value between 0 and 255;
- e) the <T132> element contains an integer value between 0 and 255,

then the configuration management server shall return an HTTP 409 (Conflict) response including the XCAP error element <constraint-failure>. If included, the "phrase" attribute should be set to "syntactically incorrect timer value" and also contain the identity of the non-conformant timer (e.g. "T101").

If the <idms-auth-endpoint> element of the <App-Server-Info> element does not conform to a valid URI as specified in IETF RFC 3986 [21], then the configuration management server shall return an HTTP 409 (Conflict) response including the XCAP error element <constraint-failure>. If included, the "phrase" attribute should be set to "syntactically incorrect identity management server URI".

If the <idms-token-endpoint> element of the <App-Server-Info> element does not conform to a valid URI as specified in IETF RFC 3986 [21], then the configuration management server shall return an HTTP 409 (Conflict) response including the XCAP error element <constraint-failure>. If included, the "phrase" attribute should be set to "syntactically incorrect identity management server URI".

If the <gms> element of the <App-Server-Info> element does not conform to a valid URI as specified in IETF RFC 3986 [21], then the configuration management server shall return an HTTP 409 (Conflict) response including the XCAP error element <constraint-failure>. If included, the "phrase" attribute should be set to "syntactically incorrect group management server URI".

If the <tls-tunnel-auth-method> element of the <mutual-authentication-element> of the <App-Server-Info> element is set to "true" and neither the <x509> element nor the <key> element of the <mutual-authentication-element> of the <App-Server-Info> element are present, then the configuration management server shall return an HTTP 409 (Conflict) response including the XCAP error element <constraint-failure>. If included, the "phrase" attribute should be set to "mutual authentication enabled without a X.509 certificate or pre-shared key".

If the <tls-tunnel-auth-method> element of the <mutual-authentication-element> of the <App-Server-Info> element is set to "true" and both the <x509> element and the <key> element of the <mutual-authentication-element> of the <App-Server-Info> element are present, then the configuration management server shall return an HTTP 409 (Conflict) response including the XCAP error element <constraint-failure>. If included, the "phrase" attribute should be set to "mutual authentication enabled with both a X.509 certificate and a pre-shared key".

If the <cms> element of the <App-Server-Info> element does not conform to a valid URI as specified in IETF RFC 3986 [21], then the configuration management server shall return an HTTP 409 (Conflict) response including the XCAP error element <constraint-failure>. If included, the "phrase" attribute should be set to "syntactically incorrect configuration management server URI".

If the <kms> element of the <App-Server-Info> element does not conform to a valid URI as specified in IETF RFC 3986 [21], then the configuration management server shall return an HTTP 409 (Conflict) response including the XCAP error element <constraint-failure>. If included, the "phrase" attribute should be set to "syntactically incorrect key management server URI".

If the <GMS-URI> element of the <on-network> element does not conform to a valid URI as specified in IETF RFC 3986 [21], then the configuration management server shall return an HTTP 409 (Conflict) response

including the XCAP error element <constraint-failure>. If included, the "phrase" attribute should be set to "syntactically incorrect GMS-URI".

If the <group-creation-XUI> element of the <on-network> element does not conform to a valid URI as specified in IETF RFC 3986 [21], then the configuration management server shall return an HTTP 409 (Conflict) response including the XCAP error element <constraint-failure>. If included, the "phrase" attribute should be set to "syntactically incorrect group creation XUI".

If the <GMS-XCAP-root-URI> element of the <on-network> element does not conform to a valid URI as specified in IETF RFC 3986 [21], then the configuration management server shall return an HTTP 409 (Conflict) response including the XCAP error element <constraint-failure>. If included, the "phrase" attribute should be set to "syntactically incorrect GMS XCAP root URI".

If the <CMS-XCAP-root-URI> element of the <on-network> element does not conform to a valid URI as specified in IETF RFC 3986 [21], then the configuration management server shall return an HTTP 409 (Conflict) response including the XCAP error element <constraint-failure>. If included, the "phrase" attribute should be set to "syntactically incorrect CMS XCAP root URI".

If the <IPv6-Required> element of the <MCPTT-Service-Details> element of the <anyExt> element of the <on-network> element does not contain a value of "true" or "false", then the configuration management server shall return an HTTP 409 (Conflict) response including the XCAP error element <constraint-failure>. If included, the "phrase" attribute should be set to "semantic error".

If the <Server-URI> element of the <MCPTT-Service-Details> element of the <anyExt> element of the <on-network> element does not conform to a valid URI as specified in IETF RFC 3986 [21], then the configuration management server shall return an HTTP 409 (Conflict) response including the XCAP error element <constraint-failure>. If included, the "phrase" attribute should be set to "syntactically incorrect MCPTT server URI".

If the <IPv6-Required> element of the <MCVideo-Service-Details> element of the <anyExt> element of the <on-network> element does not contain a value of "true" or "false", then the configuration management server shall return an HTTP 409 (Conflict) response including the XCAP error element <constraint-failure>. If included, the "phrase" attribute should be set to "semantic error".

If the <Server-URI> element of the <MCVideo-Service-Details> element of the <anyExt> element of the <on-network> element does not conform to a valid URI as specified in IETF RFC 3986 [21], then the configuration management server shall return an HTTP 409 (Conflict) response including the XCAP error element <constraint-failure>. If included, the "phrase" attribute should be set to "syntactically incorrect MCVideo server URI".

If the <IPv6-Required> element of the <MCDData-Service-Details> element of the <anyExt> element of the <on-network> element does not contain a value of "true" or "false", then the configuration management server shall return an HTTP 409 (Conflict) response including the XCAP error element <constraint-failure>. If included, the "phrase" attribute should be set to "semantic error".

If the <Server-URI> element of the <MCDData-Service-Details> element of the <anyExt> element of the <on-network> element does not conform to a valid URI as specified in IETF RFC 3986 [21], then the configuration management server shall return an HTTP 409 (Conflict) response including the XCAP error element <constraint-failure>. If included, the "phrase" attribute should be set to "syntactically incorrect MCDData server URI".

If the "PLMN" attribute of the <HPLMN> element of the <on-network> element does not conform to the syntax of a valid PLMN code as defined in 3GPP TS 23.003 [16] then the configuration management server shall return an HTTP 409 (Conflict) response including the XCAP error element <constraint-failure>. If included, the "phrase" attribute should be set to "syntactically incorrect HPLMN value".

If the "PLMN" attribute of a <VPLMN> element of the <HPLMN> element of the <on-network> element does not conform to the syntax of a valid PLMN code as defined in 3GPP TS 23.003 [16] then the configuration management server shall return an HTTP 409 (Conflict) response including the XCAP error element <constraint-failure>. If included, the "phrase" attribute should be set to "syntactically incorrect VPLMN value" and also contain the contents of the non-conformant "PLMN" attribute.

If the "DNN" attribute of a <DN-Info> element in the <anyExt> element of the <on-network> element does not contain a syntactically valid APN/DNN as specified in 3GPP TS 23.003 [16], then the configuration management server shall return an HTTP 409 (Conflict) response including the XCAP error element <constraint-failure>. If included, the "phrase" attribute should be set to "syntactically incorrect APN/DNN value" and also contain the contents of the non-conformant "DNN" attribute.

If an <SNSSAI> element of the <anyExt> element in the <HPLMN> element, or in an <VPLMN>, of the <on-network> element does not contain a syntactically valid S-NSSAI as specified in 3GPP TS 23.003 [16], then the configuration management server shall return an HTTP 409 (Conflict) response including the XCAP error element <constraint-failure>. If included, the "phrase" attribute should be set to "syntactically incorrect S-NSSAI value" and also contain the contents of the non-conformant <SNSSAI> element.

If any of the following elements of the <Timers> element of the <off-network> element do not conform to the range of values specified below:

- a) the <TFG1> element contains an integer value between 0 and 65535;
- b) the <TFG2> element contains an integer value between 0 and 65535;
- c) the <TFG3> element contains an integer value between 0 and 65535;
- d) the <TFG4> element contains an integer value between 0 and 60;
- e) the <TFG5> element contains an integer value between 0 and 255;
- f) the <TFG11> element contains an integer value between 0 and 65535;
- g) the <TFG12> element contains an integer value between 0 and 65535;
- h) the <TFG13> element contains an integer value between 0 and 255;
- i) the <TFG14> element contains an integer value between 0 and 255;
- j) the <TFP1> element contains an integer value between 0 and 65535;
- k) the <TFP2> element contains an integer value between 0 and 60;
- l) the <TFP3> element contains an integer value between 0 and 65535;
- m) the <TFP4> element contains an integer value between 0 and 65535;
- n) the <TFP5> element contains an integer value between 0 and 600;
- o) the <TFP6> element contains an integer value between 0 and 65535;
- p) the <TFP7> element contains an integer value between 0 and 255;
- q) the <TFB1> element contains an integer value between 0 and 600;
- r) the <TFB2> element contains an integer value between 0 and 10;
- s) the <TFB3> element contains an integer value between 0 and 60;
- t) the <T201> element contains an integer value between 0 and 65535;
- u) the <T203> element contains an integer value between 0 and 255;
- v) the <T204> element contains an integer value between 0 and 255;
- w) the <T205> element contains an integer value between 0 and 255;
- x) the <T230> element contains an integer value between 0 and 255;
- y) the <T233> element contains an integer value between 0 and 255;
- z) the <TFE1> element contains an integer value between 0 and 65535;
- za) the <TFE2> element contains an integer value between 0 and 10,

then the configuration management server shall return an HTTP 409 (Conflict) response including the XCAP error element <constraint-failure>. If included, the "phrase" attribute should be set to "syntactically incorrect timer value" and also contain the identity of the non-conformant timer (e.g. "TFG1").

If any of the following elements of the <Counters> element of the <off-network> element do not conform to the range of values specified below:

- a) the <CFP1> element contains an integer value between 0 and 255;
- b) the <CFP3> element contains an integer value between 0 and 255;
- c) the <CFP4> element contains an integer value between 0 and 255;
- d) the <CFP6> element contains an integer value between 0 and 255;
- e) the <CFP11> element contains an integer value between 0 and 255;
- f) the <CFP12> element contains an integer value between 0 and 255;
- g) the <C201> element contains an integer value between 0 and 255;
- h) the <C204> element contains an integer value between 0 and 255;
- i) the <C205> element contains an integer value between 0 and 255,

then the configuration management server shall return an HTTP 409 (Conflict) response including the XCAP error element <constraint-failure>. If included, the "phrase" attribute should be set to "syntactically incorrect counter value" and also contain the identity of the non-conformant counter (e.g. "CFP1").

7.2.2.7 Data Semantics

The "domain" attribute of the <mcptt-UE-initial-configuration> element contains the domain name of the mission critical organization.

The creator of the MCS UE initial configuration document may include an <mcptt-UE-id> element in the version of the MCS UE initial configuration document that is uploaded to the CMS and may also appear in the MCS UE initial configuration document when downloaded by the MCS administrator. The <mcptt-UE-id> element does not appear in the MCS UE initial configuration managed object specified in 3GPP TS 24.483 [4] that is configured to the MCS UE. If an <mcptt-UE-id> element is included, then the MCS UE initial configuration document and corresponding MCS UE initial configuration management object applies only to the MCS UE(s) identified by the <mcptt-UE-id> element. If no <mcptt-UE-id> element is included, then the MCS UE initial configuration document and corresponding MCS UE initial configuration management object applies to all the MCS UEs of the domain.

If one or more optional <Instance-ID-URN> elements is included in the <mcptt-UE-id> element then the MCS UE initial configuration document applies to the MCS UE with an instance ID equal to the instance ID contained in the <Instance-ID-URN> element.

The <TAC> element of the <IMEI-range> element contains the Type Allocation Code of the MCS UE.

The optional <SNR> element of the <IMEI-range> element contains the individual serial number uniquely identifying MCS UE within the Type Allocation Code contained in the <TAC> element that the MCS UE initial configuration document applies to.

If an optional <SNR-range> element is included within the <IMEI-range> element, then the MCS UE initial configuration document applies to all MCS UEs within the Type Allocation Code contained in the <TAC> element with the serial number equal or greater than the serial number contained in the <Low-SNR> element and less than or equal to the serial number contained in the <High-SNR> element.

If no <SNR> element nor <SNR-range> element is included within the <IMEI-range> element, then the MCS UE initial configuration document applies to all the MCS UE(s) with the Type Allocation Code contained within the <TAC> element of the <IMEI-range> element.

If no <mcptt-UE-id> element is included, then the MCS UE initial configuration document applies to all MCS UEs of the mission critical organization identified in the "domain" attribute.

The <name> element of the <mcptt-UE-initial-configuration> element contains the user displayable name of the MCS UE initial configuration document and corresponds to the "Name" element of clause 8.2.3 in 3GPP TS 24.483 [4].

The "User-ID" attribute of the <Default-user-profile> element contains the XUI contained in the "XUI-URI" attribute of the MCPTT user profile that is intended to be used as default MCS user profile and corresponds to the "UserID" element of clause 8.2.6 in 3GPP TS 24.483 [4].

The "user-profile-index" attribute of the <Default-user-profile> element contains an indicator for a particular MCS user profile document when multiple MCS user profiles are defined for that MCS user and is of type "unsignedByte" and matches a value in a "user-profile-index" attribute of the MCS user profile that is intended to be used as default MCS user profile, and corresponds to the "UserProfileIndex" element of clause 8.2.7 in 3GPP TS 24.483 [4].

The <MCPTT-to-con-ref>, <MC-common-core-to-con-ref> and <MC-ID-to-con-ref> elements of the <service> element in the <HPLMN> element of the <on-network> element indicate the APN/DNN to be used in the PLMN for the respective service and correspond to the "ConRef" elements of clauses 8.2.21, 8.2.24 and 8.2.27 in 3GPP TS 24.483 [4], respectively. For a <VPLMN> element the corresponding elements are specified in clauses 8.2.33, 8.2.36 and 8.2.39 in 3GPP TS 24.483 [4], respectively.

NOTE 1: The DN-specific details are configured under the corresponding <DN-Info> element for the specific DNN/APN.

The optional <MCPTT-ref-SNSSAI>, <MCData-ref-SNSSAI>, <MCVideo-ref-SNSSAI>, <MC-common-core-ref-SNSSAI> and <MC-ID-ref-SNSSAI> elements of the <anyExt> element in the <service> element in the <HPLMN> element, of the <on-network> element indicate the S-NSSAI to be used in the PLMN for the respective service and correspond to the elements of clauses 8.2.27A1- 8.2.27A15 in 3GPP TS 24.483 [4], respectively. Similarly, for a <VPLMN> element the corresponding elements are specified in clause 8.2.39A1 - 8.2.39A15 in 3GPP TS 24.483 [4], respectively.

NOTE 2: The S-NSSAI-specific details are configured under the corresponding <SNSSAI-Info> element.

The <ID> element of the <credentials> element contains the EAP Identity as specified in IETF RFC 3748 [33] to be used for secondary authentication and authorization or network slice-specific authentication and authorization when it appears within a <DN-Info> element or an <SNSSAI-Info> element, and corresponds to the "ID" element of clause 8.2.44H11 or 8.2.44H17 in 3GPP TS 24.483 [4], respectively.

The <on-network> element contains MCS UE initial configuration data for on-network operation only.

The <off-network> element contains MCS UE initial configuration data for off-network operation only.

In the <on-network> element:

- 1) the <Timers> element;
 - a) the <T100> element contains the timer value in seconds for floor release as specified in 3GPP TS 24.380 [10] and corresponds to the "T100" element of clause 8.2.11 in 3GPP TS 24.483 [4];
 - b) the <T101> element contains the timer value in seconds for floor request as specified in 3GPP TS 24.380 [10] and corresponds to the "T101" element of clause 8.2.12 in 3GPP TS 24.483 [4];
 - c) the <T103> element contains the timer value in seconds for end of RTP media as specified in 3GPP TS 24.380 [10] and corresponds to the "T103" element of clause 8.2.13 in 3GPP TS 24.483 [4];
 - d) the <T104> element contains the timer value in seconds for floor queue position request as specified in 3GPP TS 24.380 [10] and corresponds to the "T104" element of clause 8.2.14 in 3GPP TS 24.483 [4]; and
 - e) the <T132> element contains the timer value in seconds for queued request granted MCPTT user action as specified in 3GPP TS 24.380 [10] and corresponds to the "T132" element of clause 8.2.15 in 3GPP TS 24.483 [4].
- 2) the "PLMN" attribute of the <HPLMN> element contains the PLMN code of the HPLMN as defined in 3GPP TS 23.003 [16] and corresponds to the "PLMN" element of clause 8.2.18 in 3GPP TS 24.483 [4];
- 3) the "PLMN" attribute of the <VPLMN> element contains the PLMN code of a VPLMN as defined in 3GPP TS 23.003 [16] and corresponds to the "PLMN" element of clause 8.2.30 in 3GPP TS 24.483 [4];
- 4) the <App-Server-Info> element:
 - a) the <idms-auth-endpoint> element contains the URI used to contact the identity management server and corresponds to the "IDMSAuthEndpoint" element of clause 8.2.41 in 3GPP TS 24.483 [4];

- b) the <idms-token-endpoint> element contains the URI used to contact the identity management server and corresponds to the "IDMSTokenEndpoint" element of clause 8.2.41A in 3GPP TS 24.483 [4];
 - c) the <http-proxy> element contains the URI used to contact the HTTP proxy and corresponds to the "HTTPProxy" element of clause 8.2.41B in 3GPP TS 24.483 [4];
 - d) the <gms> element contains the URI used to contact the group management server and corresponds to the "GMS" element of clause 8.2.42 in 3GPP TS 24.483 [4];
 - e) the <cms> element contains the URI used to contact the configuration management server and corresponds to the "CMS" element of clause 8.2.43 in 3GPP TS 24.483 [4];
 - f) the <kms> element contains the URI used to contact the key management server and corresponds to the "KMS" element of clause 8.2.44 in 3GPP TS 24.483 [4]; and
 - g) the <tls-tunnel-auth-method> element that contains the <mutual-authentication-element> that corresponds to the "Mutual" element of clause 8.2.44B in 3GPP TS 24.483 [4] and when set to "true" indicates that mutual authentication is used for the TLS tunnel authentication. The <x509> element when present contains the X.509 certificate for mutual authentication for the TLS tunnel authentication and corresponds to the "X509" element of clause 8.2.44C in 3GPP TS 24.483 [4]. The <key> element when present contains the pre-shared key for mutual authentication for the TLS tunnel authentication and corresponds to the "X509" element of clause 8.2.44D in 3GPP TS 24.483 [4].
- 5) the <GMS-URI> element contains the group management service URI information to enable hiding of MCS identities, the group management service URI information contains the public service identity for performing subscription proxy function of the GMS and corresponds to the "GMSURI" element of clause 8.2.9 in 3GPP TS 24.483 [4];
 - 6) the <group-creation-XUI> element contains the group management server XCAP Root URI information and corresponds to the "GroupCreationXUI" element of clause 8.2.9A in 3GPP TS 24.483 [4];
 - 7) the <GMS-XCAP-root-URI> element contains the group management server XCAP Root URI and corresponds to the "GMSXCAPRootURI" element of clause 8.2.9B in 3GPP TS 24.483 [4];
 - 8) the <CMS-XCAP-root-URI> element contains the configuration management server XCAP Root URI and corresponds to the "CMSXCAPRootURI" element of clause 8.2.9C in 3GPP TS 24.483 [4];
 - 9) the <IPv6-Required> element of the <MCPTT-Service-Details> element of the <anyExt> element of the <on-network> element indicates whether IPv6 shall be used to access the MCPTT service;
 - 10) the <Server-URI> element of the <MCPTT-Service-Details> element of the <anyExt> element of the <on-network> element contains the public service identity identifying the participating MCPTT function;
 - 11) the <IPv6-Required> element of the <MCVideo-Service-Details> element of the <anyExt> element of the <on-network> element indicates whether IPv6 shall be used to access the MCVideo service;
 - 11a) the <PDUSessionType> element of the <anyExt> element of the <MCPTT-Service-Details> element of the <anyExt> element of the <on-network> element contains the type of PDU session to be established and used for the MCPTT service;
 - 12) the <Server-URI> element of the <MCVideo-Service-Details> element of the <anyExt> element of the <on-network> element contains the public service identity identifying the participating MCVideo function;
 - 12a) the <PDUSessionType> element of the <anyExt> element of the <MCVideo-Service-Details> element of the <anyExt> element of the <on-network> element contains the type of PDU session to be established and used for the MCVideo service;
 - 13) the <IPv6-Required> element of the <MCData-Service-Details> element of the <anyExt> element of the <on-network> element indicates whether IPv6 shall be used to access the MCData service;
 - 14) the <Server-URI> element of the <MCData-Service-Details> element of the <anyExt> element of the <on-network> element contains the public service identity identifying the participating MCData function;
 - 14a) the <PDUSessionType> element of the <anyExt> element of the <MCData-Service-Details> element of the <anyExt> element of the <on-network> element contains the type of PDU session to be established and used for the MCData service;

- 15) the <integrity-protection-enabled> element indicates whether integrity protection is enabled and corresponds to the "IntegrityProtection" element of clause 8.2.44E in 3GPP TS 24.483 [4];
- 16) the <confidentiality-protection-enabled> element indicates whether integrity protection is enabled and corresponds to the "ConfidentialityProtection" element of clause 8.2.44F in 3GPP TS 24.483 [4];
- 17) the <DN-Info> element of the <anyExt> element contains the information related to the DNN/APN name included in the "DNN" attribute, i.e.,:
- a) the <DN-AAA-Server> element contains the URI to be used for authentication/authorization and corresponds to the "AAAserver" element of clause 8.2.44H3 in 3GPP TS 24.483 [4];
 - b) may contain a PAP user name and a PAP password in the <user-name> and <password> elements of the <Pap-parameters> element and may contain a CHAP user name and a CHAP password in the <user-name> and <password> elements of the <Chap-parameters> element; and
 - c) the <credentials> element contains the credentials to be used for secondary authentication and authorization method; and

NOTE 3: In EPS the <DN-AAA-Server> and <credentials> elements of the <DN-Info> element can be ignored.

- 18) the <SNSSAI-Info> element of the <anyExt> element contains the information related to the S-NSSAI included in the "SNSSAI" attribute, i.e.,:
- a) the <NSSAA-Server> element contains the URI to be used for authentication/authorization and corresponds to the "NSSAAserver" element of clause 8.2.44H14 in 3GPP TS 24.483 [4];
 - b) the <credentials> element contains the credentials to be used for network slice-specific authentication and authorization method; and
 - c) The "SNSSAI" attribute of the <SNSSAI-Info> element indicates an S-NSSAI which should be used for the MCS and corresponds to the "SNSSAI" element of clause 8.2.44H15 in 3GPP TS 24.483 [4].

NOTE 4: Whether the UE will include an S-NSSAI in the requested NSSAI is implementation specific. If the S-NSSAI has not been requested, the MC traffic could end-up being served as per the default URSP rule as specified in 3GPP TS 24.526 [34].

In the <off-network> element:

- 1) the <Timers> element:
 - a) the <TFG1> element contains the timer value in milliseconds for wait for call announcement as specified in 3GPP TS 24.379 [9] and corresponds to the "TFG1" element of clause 8.2.47 in 3GPP TS 24.483 [4];
 - b) the <TFG2> element contains the timer value in milliseconds for call announcement as specified in 3GPP TS 24.379 [9] and corresponds to the "TFG2" element of clause 8.2.48 in 3GPP TS 24.483 [4];
 - c) the <TFG3> element contains the timer value in milliseconds for call probe retransmission as specified in 3GPP TS 24.379 [9]; and corresponds to the "TFG3" element of clause 8.2.49 in 3GPP TS 24.483 [4]
 - d) the <TFG4> element contains the timer value in seconds for waiting for the MCPTT user as specified in 3GPP TS 24.379 [9] and corresponds to the "TFG4" element of clause 8.2.50 in 3GPP TS 24.483 [4];
 - e) the <TFG5> element contains the timer value in seconds for not present incoming call announcements as specified in 3GPP TS 24.379 [9] and corresponds to the "TFG5" element of clause 8.2.51 in 3GPP TS 24.483 [4];
 - f) the <TFG11> element contains the timer value in milliseconds for MCPTT emergency end retransmission as specified in 3GPP TS 24.379 [9] and corresponds to the "TFG11" element of clause 8.2.52 in 3GPP TS 24.483 [4];
 - g) the <TFG12> element contains the timer value in milliseconds for MCPTT imminent peril end retransmission as specified in 3GPP TS 24.379 [9] and corresponds to the "TFG12" element of clause 8.2.53 in 3GPP TS 24.483 [4];

- h) the <TFG13> element contains the timer value in seconds for timer for implicit priority downgrade (emergency) as specified in 3GPP TS 24.379 [9] and corresponds to the "TFG13" element of clause 8.2.54 in 3GPP TS 24.483 [4];
- i) the <TFG14> element contains the timer value in seconds for timer for implicit priority downgrade (imminent peril) as specified in 3GPP TS 24.379 [9] and corresponds to the "TFG14" element of clause 8.2.54A in 3GPP TS 24.483 [4];
- j) the <TFP1> element contains the timer value in milliseconds for private call request retransmission as specified in 3GPP TS 24.379 [9] and corresponds to the "TFP1" element of clause 8.2.55 in 3GPP TS 24.483 [4];
- k) the <TFP2> element contains the timer value in seconds for waiting for call response message as specified in 3GPP TS 24.379 [9] and corresponds to the "TFP2" element of clause 8.2.56 in 3GPP TS 24.483 [4];
- l) the <TFP3> element contains the timer value in milliseconds for private call release retransmission as specified in 3GPP TS 24.379 [9] and corresponds to the "TFP3" element of clause 8.2.57 in 3GPP TS 24.483 [4];
- m) the <TFP4> element contains the timer value in milliseconds for private call accept retransmission as specified in 3GPP TS 24.379 [9] and corresponds to the "TFP4" element of clause 8.2.58 in 3GPP TS 24.483 [4];
- n) the <TFP5> element contains the timer value in seconds for call release as specified in 3GPP TS 24.379 [9] and corresponds to the "TFP5" element of clause 8.2.59 in 3GPP TS 24.483 [4];
- o) the <TFP6> element contains the timer value in milliseconds for MCPTT emergency private call cancel retransmission as specified as specified in 3GPP TS 24.379 [9] and corresponds to the "TFP6" element of clause 8.2.60 in 3GPP TS 24.483 [4];
- p) the <TFP7> element contains the timer value in seconds for waiting for any message with same call identifier as specified in 3GPP TS 24.379 [9] and corresponds to the "TFP7" element of clause 8.2.61 in 3GPP TS 24.483 [4];
- q) the <TFB1> element contains the timer value in seconds for max duration as specified in 3GPP TS 24.379 [9] and corresponds to the "TFB1" element of clause 8.2.62 in 3GPP TS 24.483 [4];
- r) the <TFB2> element contains the timer value in seconds for broadcast retransmission as specified in 3GPP TS 24.379 [9] and corresponds to the "TFB2" element of clause 8.2.63 in 3GPP TS 24.483 [4];
- s) the <TFB3> element contains the timer value in seconds for waiting for the MCPTT user as specified in 3GPP TS 24.379 [9] and corresponds to the "TFB3" element of clause 8.2.64 in 3GPP TS 24.483 [4];
- t) the <T201> element contains the timer value in milliseconds for floor request as specified in 3GPP TS 24.380 [10] and corresponds to the "T201" element of clause 8.2.65 in 3GPP TS 24.483 [4];
- u) the <T203> element contains the timer value in seconds for end of RTP media as specified in 3GPP TS 24.380 [10] and corresponds to the "T203" element of clause 8.2.66 in 3GPP TS 24.483 [4];
- v) the <T204> element contains the timer value in seconds for floor queue position request as specified in 3GPP TS 24.380 [10] and corresponds to the "T204" element of clause 8.2.67 in 3GPP TS 24.483 [4];
- w) the <T205> element contains the timer value in seconds for floor granted request as specified in 3GPP TS 24.380 [10] and corresponds to the "T205" element of clause 8.2.68 in 3GPP TS 24.483 [4];
- x) the <T230> element contains the timer value in seconds for during silence as specified in 3GPP TS 24.380 [10] and corresponds to the "T230" element of clause 8.2.69 in 3GPP TS 24.483 [4];
- y) the <T233> element contains the timer value in seconds for pending user action as specified in 3GPP TS 24.380 [10] and corresponds to the "T233" element of clause 8.2.70 in 3GPP TS 24.483 [4];
- z) the <TFE1> element contains the timer value in seconds for MCPTT emergency alert as specified in 3GPP TS 24.380 [10] and corresponds to the "TFE1" element of clause 8.2.71 in 3GPP TS 24.483 [4]; and

- za) the <TFE2> element contains the timer value in seconds for MCPTT emergency alert retransmission as specified in 3GPP TS 24.380 [10] and corresponds to the "TFE2" element of clause 8.2.72 in 3GPP TS 24.483 [4]; and
- 2) the <Counters> element.
- a) the <CFP1> element contains the counter value for private call request retransmission as specified in 3GPP TS 24.379 [9] and corresponds to the "CFP1" element of clause 8.2.74 in 3GPP TS 24.483 [4];
 - b) the <CFP3> element contains the counter value for private call release retransmission as specified in 3GPP TS 24.379 [9] and corresponds to the "CFP3" element of clause 8.2.75 in 3GPP TS 24.483 [4];
 - c) the <CFP4> element contains the counter value for private call accept retransmission as specified in 3GPP TS 24.379 [9] and corresponds to the "CFP4" element of clause 8.2.76 in 3GPP TS 24.483 [4];
 - d) the <CFP6> element contains the counter value for private call accept retransmission t as specified in 3GPP TS 24.379 [9] and corresponds to the "CFP6" element of clause 8.2.77 in 3GPP TS 24.483 [4];
 - e) the <CFP11> element contains the counter value for MCPTT group call emergency end retransmission ia as specified in 3GPP TS 24.379 [9] and corresponds to the "CFP11" element of clause 8.2.78 in 3GPP TS 24.483 [4];
 - f) the <CFP12> element contains the counter value for MCPTT imminent peril call emergency end retransmission as specified in 3GPP TS 24.379 [9] and corresponds to the "CFP12" element of clause 8.2.79 in 3GPP TS 24.483 [4];
 - g) the <C201> element contains the counter value for floor request as specified in 3GPP TS 24.380 [10] and corresponds to the "C201" element of clause 8.2.80 in 3GPP TS 24.483 [4];
 - h) the <C204> element contains the counter value for floor queue position request as specified in 3GPP TS 24.380 [10] and corresponds to the "C204" element of clause 8.2.81 in 3GPP TS 24.483 [4]; and
 - i) the <C205> element contains the counter value for floor granted request as specified in 3GPP TS 24.380 [10] and corresponds to the "C205" element of clause 8.2.82 in 3GPP TS 24.483 [4].

7.2.2.8 Naming Conventions

The present document defines no naming conventions.

7.2.2.9 Global documents

The present document requires no global documents.

7.2.2.10 Resource interdependencies

There are no resource interdependencies.

7.2.2.11 Authorization Policies

The authorization policies for manipulating an MCS UE initial configuration document shall conform to those described in OMA OMA-TS-XDM_Core-V2_1-20120403-A [2] clause 5.1.5 "Authorization".

7.2.2.12 Subscription to Changes

The MCS UE initial configuration document application usage shall support subscription to changes as specified in clause 6.3.13.3.

MCS UE initial configuration documents are kept as XDM collections. Therefore, it is possible to subscribe to the MCS UE initial configuration document of an MCS UE ID using the XCAP URI defined in clause 7.2.1.1.

7.3 Void

8 MCPTT configuration management documents

8.1 Introduction

This clause defines the structure, default document namespace, AUID, XML schema, MIME type, validation constraints and data semantics following documents;

MCPTT UE configuration document;

MCPTT user profile configuration document; and

MCPTT service configuration document.

8.2 MCPTT UE configuration document

8.2.1 General

The MCPTT UE configuration document is specified in this clause. The MCPTT UE configuration document content is based on requirements of Annex A.2 of 3GPP TS 23.379 [8], in accordance with OMA OMA-TS-XDM_Core-V2_1-20120403-A [2]. The usage of an MCPTT UE configuration document in the MCPTT service is described in 3GPP TS 24.379 [9] and 3GPP TS 24.380 [10]. The schema definition is provided in clause 8.2.2.3. An MCPTT UE configuration document may apply to all MCPTT UEs of a mission critical organization or apply to specific MCPTT UEs identified in the <mcptt-UE-id> element. If there is no <mcptt-UE-id> element in the MCPTT UE configuration document, then by default the MCPTT UE configuration document applies to all MCPTT UEs of the mission critical organization that are not specifically identified in the <mcptt-UE-id> element of another MCPTT UE configuration document of the mission critical organization. Each MCPTT UE of a mission critical organization is configured with an MCPTT UE configuration document that is identified by the instance ID of the MCPTT UE.

MCPTT UE configuration documents of a MCPTT user are contained as "XDM collections" in the user's directory of the users tree, in accordance with OMA OMA-TS-XDM_Core-V2_1-20120403-A [2]. In this case, the term "user" in the XCAP sense refers to the MCPTT ID, as the user has been already authenticated. A MCPTT UE configuration document corresponding to a specific MCPTT UE the MCPTT user has used to authenticate and is authorised to use the MCPTT service with is placed in the user directory of the MCPTT user.

The MCPTT UE configuration document acts as a template for the CMS to generate UE configuration documents that are downloaded to specific MCPTT UEs. The MCPTT UE configuration document that acts as a template is referred to as a "master MCPTT UE configuration document". The master MCPTT UE configuration document is stored in the users tree of that MCPTT system administrator. The master MCPTT UE configuration document does not directly apply to a specific MCPTT UE, but instead acts as template that the CMS uses to populate the MCPTT UE configuration documents of MCPTT UEs identified by elements of the <MCPTT-UE-id> element. For MCPTT UE configuration documents that correspond to a specific MCPTT UE, the name of the MCPTT UE configuration document is created from a value defined by the corresponding element that identifies the MCPTT UE within the <MCPTT-UE-id> element. For a master MCPTT UE configuration document that does not contain a <MCPTT-UE-id> element, the name of the MCPTT UE configuration document stored in the user directory is "DEFAULT-MCPTT-UE.xml".

8.2.1A MCPTT client access to MCPTT UE configuration documents

The MCPTT UE configuration document is accessed using the same XCAP URI, regardless of whether the MCPTT UE has a specific MCPTT UE configuration document configured or the master MCPTT UE configuration document applies. The CMS shall generate the UE's MCPTT UE configuration document from the master MCPTT UE configuration document if the MCPTT administrator did not provision a specific MCPTT UE configuration document. In this generated document, the <MCPTT-UE-id> element shall be set to the MCPTT client's UE ID. The UE's MCPTT UE configuration document shall always be stored with the filename corresponding to the UE's MCPTT UE ID under the user's directory of the users tree.

The XCAP URI used by the MCPTT client to access the UE's MCPTT UE configuration document shall be:

CMSXCAPROOTURI/org.3gpp.mcptt.ue-config/users/sip:MCPTTID/MCSUEID

8.2.2 Coding

8.2.2.1 Structure

The MCPTT UE configuration document structure is specified in this clause.

The <mcptt-UE-configuration> document:

- 1) shall include a "domain" attribute;
- 2) may include a <mcptt-UE-id> element;
- 3) may include a <name> element;
- 4) shall include a <common> element;
- 5) shall include an <on-network> element; and
- 6) may include any other attribute for the purposes of extensibility.

The <common> element:

- 1) shall contain a <private-call> element containing:
 - a) a <Max-Simul-Call-N10> element; and
- 2) shall contain an <MCPTT-Group-Call> element containing:
 - a) a <Max-Simul-Call-N4> element;
 - b) a <Max-Simul-Trans-N5> element; and
 - c) a <Prioritized-MCPTT-Group> element containing:
 - i) a list of <MCPTT-Group-Priority> elements containing:
 - 1) an <MCPTT-Group-ID> element; and
 - 2) a <group-priority-hierarchy> element.

The <on-network> element:

- 1) shall contain a <IPv6Preferred> element;
- 2) shall contain a <Relay-Service> element; and
- 3) may contain a list of <Relayed-MCPTT-Group> elements containing:
 - a) a <MCPTT-Group-ID> element; and
 - b) a <Relay-Service-Code> element.

NOTE: When the <Relay-Service> element is set to "false" a list of <Relayed-MCPTT-Group> elements is not needed.

The <mcptt-UE-id> element:

- 1) may contain a list of <Instance-ID-URN> elements; and
- 2) may contain a list of <IMEI-range> elements.

The <IMEI-range> element:

- 1) shall contain a <TAC> element;
- 2) may contain a list of <SNR> elements; and
- 3) may contain <SNR-range> element.

The <SNR-range> element:

- 1) shall contain a <Low-SNR> element; and
- 2) shall contain a <High-SNR> element.

8.2.2.2 Application Unique ID

The AUID shall be set to "org.3gpp.mcptt.ue-config".

8.2.2.3 XML Schema

```
<?xml version="1.0" encoding="UTF-8"?>

<xs:schema xmlns:mcpttuep="urn:3gpp:mcptt:mcpttUEConfig:1.0"
  xmlns:xs="http://www.w3.org/2001/XMLSchema"
  targetNamespace="urn:3gpp:mcptt:mcpttUEConfig:1.0"
  elementFormDefault="qualified" attributeFormDefault="unqualified">

  <xs:import namespace="http://www.w3.org/XML/1998/namespace"
    schemaLocation="http://www.w3.org/2001/xml.xsd"/>

  <xs:element name="mcptt-UE-configuration">
    <xs:complexType>
      <xs:sequence>
        <xs:choice minOccurs="0" maxOccurs="unbounded">
          <xs:element name="mcptt-UE-id" type="mcpttuep:MCPTTUEIDType"/>
          <xs:element name="name" type="mcpttuep:NameType"/>
        </xs:choice>
        <xs:element name="common" type="mcpttuep:CommonType"/>
        <xs:element name="on-network" type="mcpttuep:On-networkType"/>
        <xs:element name="anyExt" type="mcpttuep:anyExtType" minOccurs="0"/>
        <xs:any namespace="##other" processContents="lax" minOccurs="0" maxOccurs="unbounded"/>
      </xs:sequence>
      <xs:attribute name="domain" type="xs:anyURI" use="required"/>
      <xs:attribute name="XUI-URI" type="xs:anyURI"/>
      <xs:attribute name="Instance-ID-URN" type="xs:anyURI"/>
      <xs:anyAttribute namespace="##any" processContents="lax"/>
    </xs:complexType>
  </xs:element>

  <xs:complexType name="NameType">
    <xs:simpleContent>
      <xs:extension base="xs:token">
        <xs:attribute ref="xml:lang"/>
        <xs:attributeGroup ref="mcpttuep:IndexType"/>
      </xs:extension>
    </xs:simpleContent>
  </xs:complexType>

  <xs:complexType name="MCPTTUEIDType">
    <xs:choice minOccurs="0" maxOccurs="unbounded">
      <xs:element name="Instance-ID-URN" type="xs:anyURI"/>
      <xs:element name="IMEI-range" type="mcpttuep:IMEI-rangeType"/>
      <xs:element name="anyExt" type="mcpttuep:anyExtType" minOccurs="0"/>
      <xs:any namespace="##other" processContents="lax"/>
    </xs:choice>
    <xs:attributeGroup ref="mcpttuep:IndexType"/>
    <xs:anyAttribute namespace="##any" processContents="lax"/>
  </xs:complexType>

  <xs:complexType name="IMEI-rangeType">
    <xs:sequence>
      <xs:element name="TAC" type="mcpttuep:tacType"/>
      <xs:choice minOccurs="0" maxOccurs="unbounded">
        <xs:element name="SNR" type="mcpttuep:snrType"/>
        <xs:element name="SNR-range" type="mcpttuep:SNR-rangeType"/>
      </xs:choice>
    </xs:sequence>
  </xs:complexType>

```

```

    <xs:element name="anyExt" type="mcpttuep:anyExtType" minOccurs="0"/>
    <xs:any namespace="##other" processContents="lax" minOccurs="0" maxOccurs="unbounded"/>
  </xs:sequence>
</xs:complexType>
<xs:complexType name="SNR-rangeType">
  <xs:sequence>
    <xs:element name="Low-SNR" type="mcpttuep:snrType"/>
    <xs:element name="High-SNR" type="mcpttuep:snrType"/>
    <xs:element name="anyExt" type="mcpttuep:anyExtType" minOccurs="0"/>
    <xs:any namespace="##other" processContents="lax" minOccurs="0" maxOccurs="unbounded"/>
  </xs:sequence>
  <xs:attributeGroup ref="mcpttuep:IndexType"/>
  <xs:anyAttribute namespace="##any" processContents="lax"/>
</xs:complexType>
<xs:simpleType name="tac-baseType">
  <xs:restriction base="xs:decimal">
    <xs:totalDigits value="8"/>
  </xs:restriction>
</xs:simpleType>
<xs:complexType name="tacType">
  <xs:simpleContent>
    <xs:extension base="mcpttuep:tac-baseType">
      <xs:attributeGroup ref="mcpttuep:IndexType"/>
      <xs:anyAttribute namespace="##any" processContents="lax"/>
    </xs:extension>
  </xs:simpleContent>
</xs:complexType>
<xs:simpleType name="snr-baseType">
  <xs:restriction base="xs:decimal">
    <xs:totalDigits value="6"/>
  </xs:restriction>
</xs:simpleType>
<xs:complexType name="snrType">
  <xs:simpleContent>
    <xs:extension base="mcpttuep:snr-baseType">
      <xs:attributeGroup ref="mcpttuep:IndexType"/>
      <xs:anyAttribute namespace="##any" processContents="lax"/>
    </xs:extension>
  </xs:simpleContent>
</xs:complexType>
<xs:complexType name="CommonType">
  <xs:sequence>
    <xs:element name="private-call">
      <xs:complexType>
        <xs:sequence>
          <xs:element name="Max-Simul-Call-N10" type="xs:positiveInteger"/>
        </xs:sequence>
      </xs:complexType>
    </xs:element>
    <xs:element name="MCPTT-Group-Call">
      <xs:complexType>
        <xs:sequence>
          <xs:element name="Max-Simul-Call-N4" type="xs:positiveInteger"/>
          <xs:element name="Max-Simul-Trans-N5" type="xs:positiveInteger"/>
          <xs:element name="Prioritized-MCPTT-Group">
            <xs:complexType>
              <xs:sequence>
                <xs:element name="MCPTT-Group-Priority" maxOccurs="unbounded">
                  <xs:complexType>
                    <xs:sequence>
                      <xs:element name="MCPTT-Group-ID" type="xs:anyURI"/>
                      <xs:element name="group-priority-hierarchy" type="xs:nonNegativeInteger"/>
                    </xs:sequence>
                  </xs:complexType>
                </xs:element>
              </xs:sequence>
            </xs:complexType>
          </xs:element>
        </xs:sequence>
      </xs:complexType>
    </xs:element>
  </xs:sequence>
</xs:complexType>

```

```

        </xs:sequence>
      </xs:complexType>
    </xs:element>
    <xs:element name="anyExt" type="mcpttuep:anyExtType" minOccurs="0"/>
    <xs:any namespace="##other" processContents="lax" minOccurs="0" maxOccurs="unbounded"/>
  </xs:sequence>
  <xs:attributeGroup ref="mcpttuep:IndexType"/>
  <xs:anyAttribute namespace="##any" processContents="lax"/>
</xs:complexType>

<xs:complexType name="On-networkType">
  <xs:sequence>
    <xs:element name="IPv6Preferred" type="xs:boolean"/>
    <xs:element name="Relay-Service" type="xs:boolean"/>
    <xs:element name="Relayed-MCPTT-Group" type="mcpttuep:Relayed-MCPTT-GroupType" minOccurs="0"
maxOccurs="unbounded"/>
    <xs:element name="anyExt" type="mcpttuep:anyExtType" minOccurs="0"/>
    <xs:any namespace="##other" processContents="lax" minOccurs="0" maxOccurs="unbounded"/>
  </xs:sequence>
  <xs:attributeGroup ref="mcpttuep:IndexType"/>
  <xs:anyAttribute namespace="##any" processContents="lax"/>
</xs:complexType>

<xs:complexType name="Relayed-MCPTT-GroupType">
  <xs:sequence>
    <xs:element name="MCPTT-Group-ID" type="xs:anyURI"/>
    <xs:element name="Relay-Service-Code" type="xs:string"/>
    <xs:element name="anyExt" type="mcpttuep:anyExtType" minOccurs="0"/>
    <xs:any namespace="##other" processContents="lax" minOccurs="0" maxOccurs="unbounded"/>
  </xs:sequence>
  <xs:attributeGroup ref="mcpttuep:IndexType"/>
  <xs:anyAttribute namespace="##any" processContents="lax"/>
</xs:complexType>

<xs:attributeGroup name="IndexType">
  <xs:attribute name="index" type="xs:token"/>
</xs:attributeGroup>

<xs:complexType name="anyExtType">
  <xs:sequence>
    <xs:any namespace="##any" processContents="lax" minOccurs="0" maxOccurs="unbounded"/>
  </xs:sequence>
</xs:complexType>
</xs:schema>

```

8.2.2.4 Default Document Namespace

The default document namespace used in evaluating URIs shall be "urn:3gpp:ns:mcpttUEConfig:1.0".

8.2.2.5 MIME type

The MIME type for the service configuration document shall be "vnd.3gpp.mcptt-ue-config+xml".

8.2.2.6 Validation Constraints

If the AUID value of the document URI or node URI in the Request-URI is other than that specified in clause 8.2.2.2, then the configuration management server shall return an HTTP 409 (Conflict) response including the XCAP error element <constraint-failure>. If included, the "phrase" attribute should be set to "invalid application id used".

If the XUI value of the document URI or node URI in the Request-URI does not match the XUI of the service configuration document URI, the configuration management server shall return an HTTP 409 (Conflict) response including the XCAP error element <constraint-failure>. If included, the "phrase" attribute should be set to "invalid XUI".

The MCPTT UE configuration document shall conform to the XML Schema described in clause 8.2.2.3.

The <mcptt-UE-configuration> element is the root element of the XML document. The <mcptt-UE-configuration> element can contain sub-elements.

The <mcptt-UE-configuration> element shall contain one <common> element and one <on-network> element.

If the <mcptt-UE-configuration> element does not conform to one of the three choices above, then the configuration management server shall return an HTTP 409 (Conflict) response including the XCAP error element <constraint-failure>. If included, the "phrase" attribute should be set to "semantic error".

If the "domain" attribute does not contain a syntactically correct domain name, then the configuration management server shall return an HTTP 409 (Conflict) response including the XCAP error element <constraint-failure>. If included, the "phrase" attribute should be set to "syntactically incorrect domain name".

If the "domain" attribute contains an unknown domain name, then the configuration management server shall return an HTTP 409 (Conflict) response including the XCAP error element <constraint-failure>. If included, the "phrase" attribute should be set to "unknown domain name".

If an <Instance-ID-URN> element of the <mcptt-UE-id> element does not conform to a valid Instance ID as specified in 3GPP TS 23.003 [16], then the configuration management server shall return an HTTP 409 (Conflict) response including the XCAP error element <constraint-failure>. If included, the "phrase" attribute should be set to "syntactically incorrect Instance ID URN" and contain the non-conformant <Instance-ID-URN> element.

If the <TAC> element of an <IMEI-range> element does not conform to a valid 8 digit Type Allocation Code as specified in 3GPP TS 23.003 [16], then the configuration management server shall return an HTTP 409 (Conflict) response including the XCAP error element <constraint-failure>. If included, the "phrase" attribute should be set to "syntactically incorrect Type Allocation Code" and contain the non-conformant <TAC> element.

If a <SNR> element of an <IMEI-range> element does not conform to a valid 6 digit Serial Number as specified in 3GPP TS 23.003 [16], then the configuration management server shall return an HTTP 409 (Conflict) response including the XCAP error element <constraint-failure>. If included, the "phrase" attribute should be set to "syntactically incorrect Serial Number" and contain the non-conformant <SNR> element.

If a <Low-SNR> element or a <High-SNR> element of a <SNR-range> element does not conform to a valid 6 digit Serial Number as specified in 3GPP TS 23.003 [16], then the configuration management server shall return an HTTP 409 (Conflict) response including the XCAP error element <constraint-failure>. If included, the "phrase" attribute should be set to "syntactically incorrect Serial Number range" and contain the non-conformant <Low-SNR> or <High-SNR> element.

If the <Max-Simul-Call-N10> element of the <private-call> element contains a value less than 1 and greater than 4, then the configuration management server shall return an HTTP 409 (Conflict) response including the XCAP error element <constraint-failure>. If included, the "phrase" attribute should be set to "element value out of range".

If the <Max-Simul-Call-N4> element, or <Max-Simul-Trans-N5> element of the <MCPTT-Group-Call> element contains a value less than 1, then the configuration management server shall return an HTTP 409 (Conflict) response including the XCAP error element <constraint-failure>. If included, the "phrase" attribute should be set to "element value out of range".

If the <MCPTT-Group-ID> element of the <MCPTT-group-priority> element or <Relayed-MCPTT-Group> element does not conform to the syntax of a "uri" attribute specified in OMA OMA-TS-XDM_Group-V1_1[17], then the configuration management server shall return an HTTP 409 (Conflict) response including the XCAP error element <constraint-failure>. If included, the "phrase" attribute should be set to "semantic error".

If the <group-priority-hierarchy> element of the <MCPTT-group-priority> element contains a value less than 8 and greater than or equal to 0, then the configuration management server shall return an HTTP 409 (Conflict) response including the XCAP error element <constraint-failure>. If included, the "phrase" attribute should be set to "element value out of range".

If the <Relay-Service> element of the <On-Network> element does not contain a value of "true" or "false", then the configuration management server shall return an HTTP 409 (Conflict) response including the XCAP error element <constraint-failure>. If included, the "phrase" attribute should be set to "element value out of range".

If the <Relay-Service-Code> element of the <Relayed-MCPTT-Group> element does not conform to the syntax of a valid Relay service code as defined in 3GPP TS 24.333 [12], then the configuration management server shall return an HTTP 409 (Conflict) response including the XCAP error element <constraint-failure>. If included, the "phrase" attribute should be set to "semantic error".

If the <IPv6-Preferred> element of the <On-Network> element does not contain a value of "true" or "false", then the configuration management server shall return an HTTP 409 (Conflict) response including the XCAP error element <constraint-failure>. If included, the "phrase" attribute should be set to "semantic error".

8.2.2.7 Data Semantics

The "domain" attribute of the <mcptt-UE-configuration> element contains the domain name of the mission critical organization.

The <name> element of the <mcptt-UE-configuration> element contains the user displayable name of the MCPTT UE configuration document and corresponds to the "Name" element of clause 4.2.3 in 3GPP TS 24.483 [4].

The creator of the MCPTT UE configuration document may include an <mcptt-UE-id> element in the version of the MCPTT UE configuration document that is uploaded to the CMS and may also appear in the MCPTT UE configuration document when downloaded by the MCPTT system administrator. The <mcptt-UE-id> element does not appear in the MCPTT UE configuration document that is configured to the MCPTT UE. If an <mcptt-UE-id> element is included then the MCPTT UE configuration document applies only to the MCPTT UE(s) identified by the <mcptt-UE-id> element. If no <mcptt-UE-id> element is included then the MCPTT UE configuration document t applies to all the MCPTT UEs of the domain.

If one or more optional <Instance-ID-URN> elements is included in the <mcptt-UE-id> element then the MCPTT UE configuration document applies to the MCPTT UE with an instance ID equal to the instance ID contained in the <Instance-ID-URN> element.

The <TAC> element of the <IMEI-range> element contains the Type Allocation Code of the MCPTT UE.

The optional <SNR> element of the <IMEI-range> element contains the individual serial number uniquely identifying MCPTT UE within the Type Allocation Code contained in the <TAC> element that the MCPTT UE configuration document applies to.

If an optional <SNR-range> element is included within the <IMEI-range> element then the MCPTT UE configuration document applies to all MCPTT UEs within the Type Allocation Code contained in the <TAC> element with the serial number equal or greater than the serial number contained in the <Low-SNR> element and less than or equal to the serial number contained in the <High-SNR> element.

If no <SNR> element nor <SNR-range> element is included within the <IMEI-range> element then the MCPTT UE configuration document applies to all the MCPTT UE(s) with the Type Allocation Code contained within the <TAC> element of the <IMEI-range> element.

If no <mcptt-UE-id> element is included then the MCPTT UE configuration document applies to all MCPTT UEs of the mission critical organization identified in the "domain" attribute.

The <common> element contains MCPTT UE configuration data common to both on and off network operation.

The <on-network> element contains MCPTT UE configuration data for on-network operation only.

In the <common> element:

- 1) the <Max-Simul-Call-N10> element of the <private-call> element contains an integer indicating the maximum number of simultaneous calls (N10) allowed for an on-network or off-network private call with floor control and corresponds to the "MaxCallN10" element of clause 4.2.7 in 3GPP TS 24.483 [4];
- 2) the <Max-Simul-Call-N4> element of the <MCPTT-Group-Call> element contains an integer indicating the number of simultaneous calls (N4) allowed for an on-network or off-network group call and corresponds to the "MaxCallN4" element of clause 4.2.9 in 3GPP TS 24.483 [4];
- 3) the <Max-Simul-Trans-N5> element of the <MCPTT-Group-Call> element contains an integer indicating the maximum number of allowed simultaneous transmissions for an on-network or off-network group call and corresponds to the "MaxTransmissionN5" element of clause 4.2.10 in 3GPP TS 24.483 [4]; and
- 4) the <Prioritized-MCPTT-Group> element of the <MCPTT-Group-Call> element corresponds to the "PrioritizedMCPTTGroup" element of clause 4.2.11 in 3GPP TS 24.483 [4] contains a list of <MCPTT-Group-Priority> elements that contains:
 - a) <MCPTT-Group-ID> element identifying an MCPTT group that corresponds to the "MCPTTGroupID" element of clause 4.2.13 in 3GPP TS 24.483 [4]; and

- b) a <group-priority-hierarchy> element that contains an integer that identifies the relative priority level of that MCPTT group with 0 being the lowest priority and 7 being the highest priority and corresponds to the "MCPTTGroupPriorityHierarchy" element of clause 4.2.14 in 3GPP TS 24.483 [4].

In the <on-network> element:

- 1) if the <Relay-Service> element is set to "true" the MCPTT UE is allowed to offer a relay service, and if set to "false" the MCPTT UE is not allowed to offer relay service. This attribute corresponds to the "RelayService" element of clause 4.2.16 in 3GPP TS 24.483 [4];
- 2) an <IPv6Preferred> element which corresponds to the "IPv6Preferred" element of clause 4.2.17 in 3GPP TS 24.483 [4],
 - a) if the UE has both IPv4 and IPv6 host configuration::
 - i) if IPv6Preferred is set to true then the UE shall use IPv6 for all on-network signalling and media; otherwise
 - ii) if IPv6Preferred is set to false then the UE shall use IPv4 for all on-network signalling and media;
 - b) if the UE has only IPv4 host configuration then the UE shall use IPv4 for all on-network signalling and media; and
 - c) if the UE has only IPv6 host configuration then the UE shall use IPv6 for all on-network signalling and media; and
- 3) the <Relayed-MCPTT-Groups> element of the <Relay-Service> element which corresponds to the "RelayedMCPTTGroup" element of clause 4.2.18 in 3GPP TS 24.483 [4] contains:
 - a) a list of <Relay-MCPTT-Group-ID> elements that contains:
 - i) "MCPTT-Group-ID" attribute identifying an MCPTT group that is allowed to be used via a relay and corresponds to the "MCPTTGroupID" element of clause 4.2.20 in 3GPP TS 24.483 [4]; and
 - ii) a <Relay-Service-Code> element as specified in 3GPP TS 24.333 [12] which corresponds to the "RelayServiceCode" element of clause 4.2.21 in 3GPP TS 24.483 [4].

8.2.2.8 Naming Conventions

The present document defines no naming conventions.

8.2.2.9 Global documents

The present document requires no global documents.

8.2.2.10 Resource interdependencies

There are no resource interdependencies.

8.2.2.11 Authorization Policies

The authorization policies for manipulating an MCPTT UE configuration document shall conform to those described in OMA OMA-TS-XDM_Core-V2_1-20120403-A [2] clause 5.1.5 "Authorization".

8.2.2.12 Subscription to Changes

The MCPTT UE configuration document application usage shall support subscription to changes as specified in clause 6.3.13.3.

MCPTT UE configuration documents are kept as XDM collections. Therefore, it is possible to subscribe to all MCPTT UE configuration documents of a MCPTT user according to XCAP URI construction convention of a trailing '/', as specified in IETF RFC 5875 [11].

8.3 MCPTT user profile configuration document

8.3.1 General

The MCPTT user profile configuration document is specified in this clause. The MCPTT user profile configuration document content is based on requirements of Annex A.3 of 3GPP TS 23.379 [8], and structure and procedures of OMA OMA-TS-XDM_Core-V2_1-20120403-A [2]. The usage of an MCPTT user profile in the MCPTT service is described in 3GPP TS 24.379 [9]. The schema definition is provided in clause 8.3.2.

MCPTT user profile documents are "XDM collections" in the user's directory of the users tree, in accordance with OMA OMA-TS-XDM_Core-V2_1-20120403-A [2]. In this case, the term "user" in the XCAP sense refers to the MCPTT ID, as the user has been already authenticated.

The name of the MCPTT user profile document matches the value of the <ProfileName> element in the MCPTT user profile document.

8.3.1A MCPTT client access to MCPTT user profile documents

The XCAP URI used by the MCPTT client to access the MCPTT user's MCPTT user profile documents shall be:

CMSXCAPROOTURI/org.3gpp.mcptt.user-profile/users/sip:MCPTTID/mcptt-user-profile-INDEX.xml

Where INDEX is the index of the MCPTT user profile as defined in clause 8.3.2.8.

8.3.2 Coding

8.3.2.1 Structure

The MCPTT user profile configuration document structure is specified in this clause.

The <mcptt-user-profile> document:

- 1) shall include an "XUI-URI" attribute;
- 2) may include a <Name> element;
- 3) shall include one <Status> element;
- 4) shall include a "user-profile-index" attribute;
- 5) may include any other attribute for the purposes of extensibility;
- 6) may include one <ProfileName> element;
- 7) may include a <Pre-selected-indication> element;
- 8) shall include one <Common> element, which:
 - a) shall have an "index" attribute;
 - b) shall include one <UserAlias> element containing one or more <alias-entry> elements;
 - c) shall include one <MCPTTUserID> element that contains a <uri-entry> element;
 - d) shall include one <PrivateCall> element. The <PrivateCall> element contains:
 - i) a <PrivateCallList> element that contains one or more of the following:
 - A) a <PrivateCallURI> element that contains one <uri-entry> element, which contains:
 - I) an <anyExt> element that may contain a <PrivateCallKMSURI> element that contains one <PrivateCallKMSURI> element that contains one <uri-entry> element;

- B) a <PrivateCallProSeUser> element that contains a <DiscoveryGroupID> element or <ApplicationLayerGroupID> element and a <User-Info-ID> element; and
 - C) an <anyExt> element which may contain:
 - I) a <PrivateCallKMSURI> element that contains one <PrivateCallKMSURI> element that contains one <uri-entry> element; and
 - ii) one <EmergencyCall> element containing one <MCPTTPrivateRecipient> element that contains:
 - A) an <entry> element; and
 - B) a <ProSeUserID-entry> element;
 - e) shall contain one <MCPTT-group-call> element containing:
 - i) one <MaxSimultaneousCallsN6> element;
 - ii) one <EmergencyCall> element containing one <MCPTTGroupInitiation> element that contains an <entry> element;
 - iii) one <ImminentPerilCall> element containing one <MCPTTGroupInitiation> element that contains an <entry> element;
 - iv) one <EmergencyAlert> element containing an <entry> element; and
 - v) one <Priority> element;
 - f) may contain one <ParticipantType> element; and
 - g) shall contain one <MissionCriticalOrganization> element indicating the name of the mission critical organization the MCPTT User belongs to;
- 9) shall include zero or one <OffNetwork> element which:
- a) shall contain an "index" attribute; and
 - b) shall include one <MCPTTGroupInfo> element, containing one or more <entry> elements;
- 10) shall include zero or one <OnNetwork> element which:
- a) shall have an "index" attribute;
 - b) shall include one <MCPTTGroupInfo> element, containing one or more <entry> elements;
 - c) shall include one <MaxAffiliationsN2> element;
 - d) may include one <ImplicitAffiliations> element, containing one or more <entry> elements;
 - e) shall include one <MaxSimultaneousTransmissionsN7> element;
 - f) shall include one <PrivateEmergencyAlert> element containing an <entry> element; and
 - g) an <anyExt> element which may contain:
 - i) one <RemoteGroupSelectionURIList> element which contains one or more <entry> elements;
 - ii) one <FunctionalAliasList> element which contains one or more <entry> elements;
 - iii) one <IncomingPrivateCallList> element that contains one or more of the following:
 - A) a <PrivateCallURI> element that contains one <uri-entry> element, which contains:
 - I) an <anyExt> element that may contain a <PrivateCallKMSURI> element, which contains one <PrivateCallKMSURI> element that contains one <uri-entry> element; and
 - B) an <anyExt> element which may contain a <PrivateCallKMSURI> element that contains one <PrivateCallKMSURI> element, which contains one <uri-entry> element;

- iv) an <AllowedMCPTTIdsForCallTransfer> element which contains one or more <entry> elements;
 - v) an <AllowedFunctionalAliasesForCallTransfer> element which contains one or more <entry> elements;
 - vi) a <call-forwarding-no-answer-timeout> element;
 - vii) a <call-forwarding-condition> element;
 - viii) a <call-forwarding-target> element;
 - ix) a <user-max-simultaneous-authorizations> element;
 - x) a <call-forwarding-on> element;
 - xi) a <forward-to-functional-alias> element; and
 - xii) optionally one or more <MigratablePartnerMCPTTSystemInfo> elements each of which contains:
 - A) a <PartnerMCPTTSystemId> element that contains one <uri-entry> element; and
 - B) an <AccessInformationForPartnerMCPTTSystem> element that contains one <mcptt-UE-initial-configuration> element.
- 11) a <ruleset> element conforming to IETF RFC 4745 [13] containing a sequence of zero or more <rule> elements:
- a) the <conditions> of a <rule> element may include the <identity> element as described in IETF RFC 4745 [13];
 - b) the <actions> child element of any <rule> element may contain:
 - i) an <allow-presence-status> element;
 - ii) an <allow-request-presence> element;
 - iii) an <allow-query-availability-for-private-calls> element;
 - iv) an <allow-enable-disable-user> element;
 - v) an <allow-enable-disable-UE> element;
 - vi) an <allow-create-delete-user-alias> element;
 - vii) an <allow-private-call> element;
 - viii) an <allow-manual-commencement> element;
 - ix) an <allow-automatic-commencement> element;
 - x) an <allow-force-auto-answer> element;
 - xi) an <allow-failure-restriction> element;
 - xii) an <allow-emergency-group-call> element;
 - xiii) an <allow-emergency-private-call> element;
 - xiv) an <allow-cancel-group-emergency> element;
 - xv) an <allow-cancel-private-emergency-call> element;
 - xvi) an <allow-imminent-peril-call> element;
 - xvii) an <allow-cancel-imminent-peril> element;
 - xviii) an <allow-activate-emergency-alert> element;
 - xix) an <allow-cancel-emergency-alert> element;
 - xx) an <allow-offnetwork> element;

- xxi) an <allow-imminent-peril-change> element;
- xxii) an <allow-private-call-media-protection> element;
- xxiii) an <allow-private-call-floor-control-protection> element;
- xxiv) an <allow-request-affiliated-groups> element;
- xxv) an <allow-request-to-affiliate-other-users> element;
- xxvi) an <allow-recommend-to-affiliate-other-users> element;
- xxvii) an <allow-private-call-to-any-user> element;
- xxviii) an <allow-regroup> element;
- xxix) an <allow-private-call-participation> element;
- xxx) an <allow-override-of-transmission> element;
- xxxi) an <allow-manual-off-network-switch> element;
- xxxii) an <allow-listen-both-overriding-and-overridden> element;
- xxxiii) an <allow-transmit-during-override> element;
- xxxiv) an <allow-off-network-group-call-change-to-emergency> element;
- xxxv) an <allow-revoke-transmit> element;
- xxxvi) an <allow-create-group-broadcast-group> element;
- xxxvii) an <allow-create-user-broadcast-group> element; and
- xxxviii) an <anyExt> element which may contain:
 - A) an <allow-request-private-call-call-back> element;
 - B) an <allow-cancel-private-call-call-back> element;
 - C) an <allow-request-remote-initiated-ambient-listening> element;
 - D) an <allow-request-locally-initiated-ambient-listening> element;
 - E) an <allow-request-first-to-answer-call> element;
 - F) an <allow-request-remote-init-private-call> element;
 - G) an <allow-request-remote-init-group-call> element;
 - H) an <allow-query-functional-alias-other-user> element;
 - I) an <allow-takeover-functional-alias-other-user> element;
 - J) an <allow-location-info-when-talking> element;
 - K) an <allow-to-receive-private-call-from-any-user> element;
 - L) an <allow-to-receive-non-acknowledged-users-information> element;
 - M) an <allow-call-transfer> element;
 - N) an <allow-call-transfer-to-any-user> element;
 - O) an <allow-call-forwarding> element;
 - P) an <allow-call-forward-manual-input> element;
 - Q) an <allow-functional-alias-binding-with-group> element;

- R) an <allow-adhoc-group-call> element;
- S) an <allow-adhoc-group-call-participation> element;
- T) an <allow-emergency-adhoc-group-call> element;
- U) an <allow-imminent-peril-adhoc-group-call> element;
- V) an <allow-to-recv-adhoc-group-call-participants-info> element;;
- W) an <allow-activate-adhoc-group-emergency-alert> element;
- X) an <allow-cancel-adhoc-group-emergency-alert> element;
- Y) an <allow-to-recv-adhoc-group-emergency-alert-participants-info> element;
- Z) an <allow-to-setup-adhoc-group-call-using-emergency-alert-adhoc-group> element; and
- AA) an <allow-to-modify-adhoc-group-call-participants-info> element; and

12) may include any other element for the purposes of extensibility.

The <entry> elements:

- 1) shall contain a <uri-entry> element;
- 2) shall contain an "index" attribute;
- 3) may contain a <display-name> element;
- 4) may contain an "entry-info" attribute; and
- 5) may include an <anyExt> element which may contain:
 - a) a <LocationCriteriaForActivation> element containing:
 - i) one or more <EnterSpecificArea> elements, each containing a <PolygonArea> element or an <EllipsoidArcArea> element, and may include an <anyExt> element with a <Speed> element and a <Heading> element; and
 - ii) one or more <ExitSpecificArea> elements, each containing a <PolygonArea> element or an <EllipsoidArcArea> element, and may include an <anyExt> element with a <Speed> element and a <Heading> element.
 - b) a <LocationCriteriaForDeactivation> element containing:
 - i) one or more <EnterSpecificArea> elements, each containing a <PolygonArea> element or an <EllipsoidArcArea> element, and may include an <anyExt> element with a <Speed> element and a <Heading> element; and
 - ii) one or more <ExitSpecificArea> elements, each containing a <PolygonArea> element or an <EllipsoidArcArea> element, and may include an <anyExt> element with a <Speed> element and a <Heading> element;
 - c) a <manual-deactivation-not-allowed-if-location-criteria-met> element;
 - d) one <MaxSimultaneousEmergencyGroupCalls> element;
 - e) a <RulesForAffiliation> element containing:
 - i) one <ListOfLocationCriteria> element containing:
 - A) one or more <EnterSpecificArea> elements each containing a <PolygonArea> element or an <EllipsoidArcArea> element, and may include an <anyExt> element with a <Speed> element and a <Heading> element; and

- B) one or more <ExitSpecificArea> elements each containing a <PolygonArea> element or an <EllipsoidArcArea> element, and may include an <anyExt> element with a <Speed> element and a <Heading> element; and
- ii) zero or one <ListOfActiveFunctionalAliasCriteria> element which contains one or more <entry> elements;
- f) a <RulesForDeaffiliation> element containing:
 - i) zero or one <ListOfLocationCriteria> element containing:
 - A) one or more <EnterSpecificArea> elements each containing a <PolygonArea> element or an <EllipsoidArcArea> element, and may include an <anyExt> element with a <Speed> element and a <Heading> element; and
 - B) one or more <ExitSpecificArea> elements each containing a <PolygonArea> element or an <EllipsoidArcArea> element, and may include an <anyExt> element with a <Speed> element and a <Heading> element; and
 - ii) zero or one <ListOfActiveFunctionalAliasCriteria> element which contains one or more <entry> elements;
 - g) a <manual-deaffiliation-not-allowed-if-affiliation-rules-are-met> element.
 - h) a <ListOfAllowedFAsToCall> element which contains one or more <entry> elements; and
 - i) a <ListOfAllowedFAsToBeCalledFrom> element which contains one or more <entry> elements;
 - j) a <GroupServerInfo> element containing:
 - i) one <GMS-Serv-Id> element;
 - ii) one <IDMS-token-endpoint> element; and
 - iii) one <GroupKMSURI> element; and
 - k) a <RelativePresentationPriority> element.

The <PolygonArea> elements shall contain 3 up to 15 <PointCoordinateType> elements.

The <EllipsoidArcArea> elements shall contain:

- 1) a <Center> element that contains a <PointCoordinateType> element;
- 2) a <Radius> element;
- 3) an <OffsetAngle> element; and
- 4) an <IncludedAngle> element.

The <PointCoordinateType> elements shall contain a <Longitude> element and a <Latitude> element.

The <Longitude> elements shall contain a <CoordinateType> element.

The <Latitude> elements shall contain a <CoordinateType> element.

The <Speed> elements shall contain a <MinimumSpeed> element and <MaximumSpeed> element.

The <Heading> elements shall contain a <MinimumHeading> element and <MaximumHeading> element.

The <ProSeUserID-entry> elements:

- 1) may contain a <DiscoveryGroupID> element;
- 2) may contain an <ApplicationLayerGroupID> element;
- 3) shall contain an <User-Info-ID> element; and

4) shall contain an "index" attribute.

8.3.2.2 Application Unique ID

The AUID shall be "org.3gpp.mcptt.user-profile".

8.3.2.3 XML Schema

The MCPTT user profile configuration document shall be composed according to the following XML schema:

```
<?xml version="1.0" encoding="UTF-8"?>
<xs:schema
  xmlns:mcpttup="urn:3gpp:mcptt:user-profile:1.0"
  xmlns:xs="http://www.w3.org/2001/XMLSchema"
  xmlns:mcpttiup="urn:3gpp:mcptt:mcpttUEinitConfig:1.0"
  targetNamespace="urn:3gpp:mcptt:user-profile:1.0"
  elementFormDefault="qualified" attributeFormDefault="unqualified">
  <xs:import namespace="http://www.w3.org/XML/1998/namespace"
    schemaLocation="http://www.w3.org/2001/xml.xsd"/>
  <!-- This import brings in common policy namespace from RFC 4745 -->
  <xs:import namespace="urn:ietf:params:xml:ns:common-policy"
    schemaLocation="http://www.iana.org/assignments/xml-registry/schema/common-policy.xsd"/>
  <xs:import namespace="urn:3gpp:mcptt:mcpttUEinitConfig:1.0"
    schemaLocation="ue-init-config.xsd"/>

  <xs:element name="mcptt-user-profile">
    <xs:complexType>
      <xs:choice minOccurs="1" maxOccurs="unbounded">
        <xs:element name="Name" type="mcpttup:NameType"/>
        <xs:element name="Status" type="xs:boolean"/>
        <xs:element name="ProfileName" type="mcpttup:NameType"/>
        <xs:element name="Pre-selected-indication" type="mcpttup:emptyType"/>
        <xs:element name="Common" type="mcpttup:CommonType"/>
        <xs:element name="OffNetwork" type="mcpttup:OffNetworkType"/>
        <xs:element name="OnNetwork" type="mcpttup:OnNetworkType"/>
        <xs:element name="anyExt" type="mcpttup:anyExtType" minOccurs="0"/>
        <xs:any namespace="##other" processContents="lax" minOccurs="0" maxOccurs="unbounded"/>
      </xs:choice>
      <xs:attribute name="XUI-URI" type="xs:anyURI" use="required"/>
      <xs:attribute name="user-profile-index" type="xs:unsignedByte" use="required"/>
      <xs:anyAttribute namespace="##any" processContents="lax"/>
    </xs:complexType>
  </xs:element>

  <xs:complexType name="NameType">
    <xs:simpleContent>
      <xs:extension base="xs:token">
        <xs:attribute ref="xml:lang"/>
      </xs:extension>
    </xs:simpleContent>
  </xs:complexType>

  <xs:complexType name="CommonType">
    <xs:choice minOccurs="1" maxOccurs="unbounded">
      <xs:element name="UserAlias" type="mcpttup:UserAliasType"/>
      <xs:element name="MCPTTUserID" type="mcpttup:EntryType"/>
      <xs:element name="PrivateCall" type="mcpttup:MCPTTPrivateCallType"/>
      <xs:element name="MCPTT-group-call" type="mcpttup:MCPTTGroupCallType"/>
      <xs:element name="MissionCriticalOrganization" type="xs:string"/>
      <xs:element name="ParticipantType" type="xs:string"/>
      <xs:element name="anyExt" type="mcpttup:anyExtType" minOccurs="0"/>
      <xs:any namespace="##other" processContents="lax" minOccurs="0" maxOccurs="unbounded"/>
    </xs:choice>
    <xs:attributeGroup ref="mcpttup:IndexType"/>
    <xs:anyAttribute namespace="##any" processContents="lax"/>
  </xs:complexType>

  <xs:complexType name="MCPTTPrivateCallType">
    <xs:sequence>
      <xs:element name="PrivateCallList" type="mcpttup:PrivateCallListEntryType"/>
      <xs:element name="EmergencyCall" type="mcpttup:EmergencyCallType" minOccurs="0"/>
      <xs:element name="anyExt" type="mcpttup:anyExtType" minOccurs="0"/>
      <xs:any namespace="##other" processContents="lax" minOccurs="0" maxOccurs="unbounded"/>
    </xs:sequence>
  </xs:complexType>
</xs:schema>
```

```

    <xs:anyAttribute namespace="##any" processContents="lax"/>
  </xs:complexType>

  <xs:complexType name="PrivateCallListEntryType">
    <xs:choice minOccurs="1" maxOccurs="unbounded">
      <xs:element name="PrivateCallURI" type="mcpttup:EntryType"/>
      <xs:element name="PrivateCallProSeUser" type="mcpttup:ProSeUserEntryType"/>
      <xs:element name="anyExt" type="mcpttup:anyExtType" minOccurs="0"/>
      <xs:any namespace="##other" processContents="lax" minOccurs="0" maxOccurs="unbounded"/>
    </xs:choice>
    <xs:attributeGroup ref="mcpttup:IndexType"/>
    <xs:anyAttribute namespace="##any" processContents="lax"/>
  </xs:complexType>

  <xs:complexType name="UserAliasType">
    <xs:choice minOccurs="0" maxOccurs="unbounded">
      <xs:element name="alias-entry" type="mcpttup:AliasEntryType"/>
      <xs:element name="anyExt" type="mcpttup:anyExtType" minOccurs="0"/>
      <xs:any namespace="##other" processContents="lax" minOccurs="0" maxOccurs="unbounded"/>
    </xs:choice>
    <xs:anyAttribute namespace="##any" processContents="lax"/>
  </xs:complexType>

  <xs:complexType name="AliasEntryType">
    <xs:simpleContent>
      <xs:extension base="xs:token">
        <xs:attributeGroup ref="mcpttup:IndexType"/>
        <xs:attribute ref="xml:lang"/>
      </xs:extension>
    </xs:simpleContent>
  </xs:complexType>

  <xs:complexType name="ListEntryType">
    <xs:choice minOccurs="0" maxOccurs="unbounded">
      <xs:element name="entry" type="mcpttup:EntryType"/>
      <xs:element name="anyExt" type="mcpttup:anyExtType" minOccurs="0"/>
      <xs:any namespace="##other" processContents="lax" minOccurs="0" maxOccurs="unbounded"/>
    </xs:choice>
    <xs:attribute ref="xml:lang"/>
    <xs:attributeGroup ref="mcpttup:IndexType"/>
    <xs:anyAttribute namespace="##any" processContents="lax"/>
  </xs:complexType>

  <xs:complexType name="EntryType">
    <xs:sequence>
      <xs:element name="uri-entry" type="xs:anyURI"/>
      <xs:element name="display-name" type="mcpttup:DisplayNameElementType" minOccurs="0"/>
      <xs:element name="anyExt" type="mcpttup:anyExtType" minOccurs="0"/>
      <xs:any namespace="##other" processContents="lax" minOccurs="0" maxOccurs="unbounded"/>
    </xs:sequence>
    <xs:attribute name="entry-info" type="mcpttup:EntryInfoTypeList"/>
    <xs:attributeGroup ref="mcpttup:IndexType"/>
    <xs:anyAttribute namespace="##any" processContents="lax"/>
  </xs:complexType>

  <xs:complexType name="GeographicalAreaChangeType">
    <xs:sequence>
      <xs:element name="EnterSpecificArea" type="mcpttup:GeographicalAreaType" minOccurs="0"
maxOccurs="unbounded"/>
      <xs:element name="ExitSpecificArea" type="mcpttup:GeographicalAreaType" minOccurs="0"
maxOccurs="unbounded"/>
      <xs:element name="anyExt" type="mcpttup:anyExtType" minOccurs="0"/>
      <xs:any namespace="##other" processContents="lax" minOccurs="0" maxOccurs="unbounded"/>
    </xs:sequence>
    <xs:anyAttribute namespace="##any" processContents="lax"/>
  </xs:complexType>

  <xs:complexType name="GeographicalAreaType">
    <xs:choice>
      <xs:element name="PolygonArea" type="mcpttup:PolygonAreaType" minOccurs="0"/>
      <xs:element name="EllipsoidArcArea" type="mcpttup:EllipsoidArcType" minOccurs="0"/>
      <xs:element name="anyExt" type="mcpttup:anyExtType" minOccurs="0"/>
      <xs:any namespace="##other" processContents="lax" minOccurs="0" maxOccurs="unbounded"/>
    </xs:choice>
    <xs:anyAttribute namespace="##any" processContents="lax"/>
  </xs:complexType>

  <xs:complexType name="PolygonAreaType">

```



```

<xs:sequence>
  <xs:element name="Corner" type="mcpttup:PointCoordinateType" minOccurs="3" maxOccurs="15"/>
  <xs:element name="anyExt" type="mcpttup:anyExtType" minOccurs="0"/>
  <xs:any namespace="##other" processContents="lax" minOccurs="0" maxOccurs="unbounded"/>
</xs:sequence>
<xs:anyAttribute namespace="##any" processContents="lax"/>
</xs:complexType>

<xs:complexType name="EllipsoidArcType">
  <xs:sequence>
    <xs:element name="Center" type="mcpttup:PointCoordinateType"/>
    <xs:element name="Radius" type="xs:nonNegativeInteger"/>
    <xs:element name="OffsetAngle" type="xs:unsignedByte"/>
    <xs:element name="IncludedAngle" type="xs:unsignedByte"/>
    <xs:any namespace="##other" processContents="lax" minOccurs="0" maxOccurs="unbounded"/>
    <xs:element name="anyExt" type="mcpttup:anyExtType" minOccurs="0"/>
  </xs:sequence>
  <xs:anyAttribute namespace="##any" processContents="lax"/>
</xs:complexType>

<xs:complexType name="PointCoordinateType">
  <xs:sequence>
    <xs:element name="Longitude" type="mcpttup:CoordinateType"/>
    <xs:element name="Latitude" type="mcpttup:CoordinateType"/>
    <xs:element name="anyExt" type="mcpttup:anyExtType" minOccurs="0"/>
    <xs:any namespace="##other" processContents="lax" minOccurs="0" maxOccurs="unbounded"/>
  </xs:sequence>
  <xs:anyAttribute namespace="##any" processContents="lax"/>
</xs:complexType>

<xs:simpleType name="CoordinateType">
  <xs:restriction base="xs:integer">
    <xs:minInclusive value="0"/>
    <xs:maxInclusive value="16777215"/>
  </xs:restriction>
</xs:simpleType>

<xs:complexType name="RulesForAffiliationManagementType">
  <xs:choice minOccurs="0" maxOccurs="unbounded">
    <xs:element name="ListOfLocationCriteria" type="mcpttup:GeographicalAreaChangeType"/>
    <xs:element name="ListOfActiveFunctionalAliasCriteria" type="mcpttup:ListEntryType"/>
    <xs:element name="anyExt" type="mcpttup:anyExtType" minOccurs="0"/>
    <xs:any namespace="##other" processContents="lax" minOccurs="0" maxOccurs="unbounded"/>
  </xs:choice>
  <xs:attributeGroup ref="mcpttup:IndexType"/>
  <xs:anyAttribute namespace="##any" processContents="lax"/>
</xs:complexType>

<xs:complexType name="SpeedType">
  <xs:sequence>
    <xs:element name="MinimumSpeed" type="xs:unsignedShort"/>
    <xs:element name="MaximumSpeed" type="xs:unsignedShort"/>
    <xs:element name="anyExt" type="mcpttup:anyExtType" minOccurs="0"/>
    <xs:any namespace="##other" processContents="lax" minOccurs="0" maxOccurs="unbounded"/>
  </xs:sequence>
  <xs:anyAttribute namespace="##any" processContents="lax"/>
</xs:complexType>

<xs:complexType name="HeadingType">
  <xs:sequence>
    <xs:element name="MinimumHeading" type="xs:unsignedShort"/>
    <xs:element name="MaximumHeading" type="xs:unsignedShort"/>
    <xs:element name="anyExt" type="mcpttup:anyExtType" minOccurs="0"/>
    <xs:any namespace="##other" processContents="lax" minOccurs="0" maxOccurs="unbounded"/>
  </xs:sequence>
  <xs:anyAttribute namespace="##any" processContents="lax"/>
</xs:complexType>

<xs:complexType name="ProSeUserEntryType">
  <xs:sequence>
    <xs:element name="DiscoveryGroupID" type="xs:hexBinary" minOccurs="0"/>
    <xs:element name="User-Info-ID" type="xs:hexBinary"/>
    <xs:element name="anyExt" type="mcpttup:anyExtType" minOccurs="0"/>
    <xs:any namespace="##other" processContents="lax" minOccurs="0" maxOccurs="unbounded"/>
  </xs:sequence>
  <xs:attributeGroup ref="mcpttup:IndexType"/>
  <xs:anyAttribute namespace="##any" processContents="lax"/>
</xs:complexType>

```

```

<xs:simpleType name="EntryInfoTypeList">
  <xs:restriction base="xs:normalizedString">
    <xs:enumeration value="UseCurrentlySelectedGroup"/>
    <xs:enumeration value="DedicatedGroup"/>
    <xs:enumeration value="UsePreConfigured"/>
    <xs:enumeration value="LocallyDetermined"/>
  </xs:restriction>
</xs:simpleType>

<xs:complexType name="DisplayNameElementType">
  <xs:simpleContent>
    <xs:extension base="xs:string">
      <xs:attribute ref="xml:lang"/>
      <xs:anyAttribute namespace="##any" processContents="lax"/>
    </xs:extension>
  </xs:simpleContent>
</xs:complexType>

<xs:complexType name="MCPTTGroupCallType">
  <xs:choice minOccurs="0" maxOccurs="unbounded">
    <xs:element name="MaxSimultaneousCallsN6" type="xs:positiveInteger"/>
    <xs:element name="EmergencyCall" type="mcpttup:EmergencyCallType"/>
    <xs:element name="ImminentPerilCall" type="mcpttup:ImminentPerilCallType"/>
    <xs:element name="EmergencyAlert" type="mcpttup:EmergencyAlertType"/>
    <xs:element name="Priority" type="xs:unsignedShort"/>
    <xs:element name="anyExt" type="mcpttup:anyExtType" minOccurs="0"/>
    <xs:any namespace="##other" processContents="lax" minOccurs="0" maxOccurs="unbounded"/>
  </xs:choice>
  <xs:anyAttribute namespace="##any" processContents="lax"/>
</xs:complexType>

<xs:complexType name="EmergencyCallType">
  <xs:sequence>
    <xs:choice>
      <xs:element name="MCPTTGroupInitiation" type="mcpttup:MCPTTGroupInitiationEntryType"/>
      <xs:element name="MCPTTPrivateRecipient" type="mcpttup:MCPTTPrivateRecipientEntryType"/>
      <xs:element name="anyExt" type="mcpttup:anyExtType" minOccurs="0"/>
      <xs:any namespace="##other" processContents="lax" minOccurs="0" maxOccurs="unbounded"/>
    </xs:choice>
  </xs:sequence>
  <xs:anyAttribute namespace="##any" processContents="lax"/>
</xs:complexType>

<xs:complexType name="ImminentPerilCallType">
  <xs:sequence>
    <xs:element name="MCPTTGroupInitiation" type="mcpttup:MCPTTGroupInitiationEntryType"/>
    <xs:element name="anyExt" type="mcpttup:anyExtType" minOccurs="0"/>
    <xs:any namespace="##other" processContents="lax" minOccurs="0" maxOccurs="unbounded"/>
  </xs:sequence>
  <xs:anyAttribute namespace="##any" processContents="lax"/>
</xs:complexType>

<xs:complexType name="EmergencyAlertType">
  <xs:sequence>
    <xs:element name="entry" type="mcpttup:EntryType"/>
    <xs:element name="anyExt" type="mcpttup:anyExtType" minOccurs="0"/>
    <xs:any namespace="##other" processContents="lax" minOccurs="0" maxOccurs="unbounded"/>
  </xs:sequence>
  <xs:anyAttribute namespace="##any" processContents="lax"/>
</xs:complexType>

<xs:complexType name="MCPTTGroupInitiationEntryType">
  <xs:choice>
    <xs:element name="entry" type="mcpttup:EntryType"/>
    <xs:element name="anyExt" type="mcpttup:anyExtType" minOccurs="0"/>
    <xs:any namespace="##other" processContents="lax" minOccurs="0" maxOccurs="unbounded"/>
  </xs:choice>
  <xs:anyAttribute namespace="##any" processContents="lax"/>
</xs:complexType>

<xs:complexType name="MCPTTPrivateRecipientEntryType">
  <xs:sequence>
    <xs:element name="entry" type="mcpttup:EntryType"/>
    <xs:element name="ProSeUserID-entry" type="mcpttup:ProSeUserEntryType"/>
    <xs:element name="anyExt" type="mcpttup:anyExtType" minOccurs="0"/>
    <xs:any namespace="##other" processContents="lax" minOccurs="0" maxOccurs="unbounded"/>
  </xs:sequence>

```

```

    <xs:anyAttribute namespace="##any" processContents="lax"/>
  </xs:complexType>

  <xs:complexType name="OffNetworkType">
    <xs:choice minOccurs="0" maxOccurs="unbounded">
      <xs:element name="MCPTTGroupInfo" type="mcpttup:ListEntryType"/>
      <xs:element name="User-Info-ID" type="xs:hexBinary"/>
      <xs:element name="anyExt" type="mcpttup:anyExtType" minOccurs="0"/>
      <xs:any namespace="##other" processContents="lax" minOccurs="0" maxOccurs="unbounded"/>
    </xs:choice>
    <xs:attributeGroup ref="mcpttup:IndexType"/>
    <xs:anyAttribute namespace="##any" processContents="lax"/>
  </xs:complexType>

  <xs:complexType name="OnNetworkType">
    <xs:choice minOccurs="0" maxOccurs="unbounded">
      <xs:element name="MCPTTGroupInfo" type="mcpttup:ListEntryType"/>
      <xs:element name="MaxAffiliationsN2" type="xs:nonNegativeInteger"/>
      <xs:element name="MaxSimultaneousTransmissionsN7" type="xs:nonNegativeInteger"/>
      <xs:element name="ImplicitAffiliations" type="mcpttup:ListEntryType"/>
      <xs:element name="PrivateEmergencyAlert" type="mcpttup:EmergencyAlertType"/>
      <xs:element name="anyExt" type="mcpttup:anyExtType" minOccurs="0"/>
      <xs:any namespace="##other" processContents="lax" minOccurs="0" maxOccurs="unbounded"/>
    </xs:choice>
    <xs:attributeGroup ref="mcpttup:IndexType"/>
    <xs:anyAttribute namespace="##any" processContents="lax"/>
  </xs:complexType>

  <!-- Child elements to the <actions> element defined in this specification -->
  <xs:element name="allow-presence-status" type="xs:boolean"/>
  <xs:element name="allow-request-presence" type="xs:boolean"/>
  <xs:element name="allow-query-availability-for-private-calls" type="xs:boolean"/>
  <xs:element name="allow-enable-disable-user" type="xs:boolean"/>
  <xs:element name="allow-enable-disable-UE" type="xs:boolean"/>
  <xs:element name="allow-create-delete-user-alias" type="xs:boolean"/>
  <xs:element name="allow-private-call" type="xs:boolean"/>
  <xs:element name="allow-manual-commencement" type="xs:boolean"/>
  <xs:element name="allow-automatic-commencement" type="xs:boolean"/>
  <xs:element name="allow-force-auto-answer" type="xs:boolean"/>
  <xs:element name="allow-failure-restriction" type="xs:boolean"/>
  <xs:element name="allow-emergency-group-call" type="xs:boolean"/>
  <xs:element name="allow-emergency-private-call" type="xs:boolean"/>
  <xs:element name="allow-cancel-group-emergency" type="xs:boolean"/>
  <xs:element name="allow-cancel-private-emergency-call" type="xs:boolean"/>
  <xs:element name="allow-imminent-peril-call" type="xs:boolean"/>
  <xs:element name="allow-cancel-imminent-peril" type="xs:boolean"/>
  <xs:element name="allow-activate-emergency-alert" type="xs:boolean"/>
  <xs:element name="allow-cancel-emergency-alert" type="xs:boolean"/>
  <xs:element name="allow-offnetwork" type="xs:boolean"/>
  <xs:element name="allow-imminent-peril-change" type="xs:boolean"/>
  <xs:element name="allow-private-call-media-protection" type="xs:boolean"/>
  <xs:element name="allow-private-call-floor-control-protection" type="xs:boolean"/>
  <xs:element name="allow-request-affiliated-groups" type="xs:boolean"/>
  <xs:element name="allow-request-to-affiliate-other-users" type="xs:boolean"/>
  <xs:element name="allow-recommend-to-affiliate-other-users" type="xs:boolean"/>
  <xs:element name="allow-private-call-to-any-user" type="xs:boolean"/>
  <xs:element name="allow-regroup" type="xs:boolean"/>
  <xs:element name="allow-private-call-participation" type="xs:boolean"/>
  <xs:element name="allow-override-of-transmission" type="xs:boolean"/>
  <xs:element name="allow-manual-off-network-switch" type="xs:boolean"/>
  <xs:element name="allow-listen-both-overriding-and-overridden" type="xs:boolean"/>
  <xs:element name="allow-transmit-during-override" type="xs:boolean"/>
  <xs:element name="allow-off-network-group-call-change-to-emergency" type="xs:boolean"/>
  <xs:element name="allow-revoke-transmit" type="xs:boolean"/>
  <xs:element name="allow-create-group-broadcast-group" type="xs:boolean"/>
  <xs:element name="allow-create-user-broadcast-group" type="xs:boolean"/>
  <xs:element name="anyExt" type="mcpttup:anyExtType"/>

  <!-- Elements included in anyExt elements -->
  <xs:element name="allow-request-private-call-call-back" type="xs:boolean"/>
  <xs:element name="allow-cancel-private-call-call-back" type="xs:boolean"/>
  <xs:element name="allow-request-remote-initiated-ambient-listening" type="xs:boolean"/>
  <xs:element name="allow-request-locally-initiated-ambient-listening" type="xs:boolean"/>
  <xs:element name="allow-request-first-to-answer-call" type="xs:boolean"/>
  <xs:element name="allow-request-remote-init-private-call" type="xs:boolean"/>
  <xs:element name="allow-request-remote-init-group-call" type="xs:boolean"/>
  <xs:element name="allow-query-functional-alias-other-user" type="xs:boolean"/>
  <xs:element name="allow-takeover-functional-alias-other-user" type="xs:boolean"/>

```

```

<xs:element name="allow-location-info-when-talking" type="xs:boolean"/>
<xs:element name="allow-to-receive-private-call-from-any-user" type="xs:boolean"/>
<xs:element name="allow-to-receive-non-acknowledged-users-information" type="xs:boolean"/>

<xs:element name="AllowedMCPTTIdsForCallTransfer" type="mcpttup:ListEntryType"/>
<xs:element name="AllowedFunctionalAliasesForCallTransfer" type="mcpttup:ListEntryType"/>

<xs:element name="allow-call-transfer" type="xs:boolean"/>
<xs:element name="allow-call-transfer-to-any-user" type="xs:boolean"/>
<xs:element name="allow-call-forwarding" type="xs:boolean"/>
<xs:element name="call-forwarding-on" type="xs:boolean"/>
<xs:element name="call-forwarding-no-answer-timeout" type="xs:duration"/>
<xs:element name="call-forwarding-condition" type="xs:string"/>
<xs:element name="call-forwarding-target" type="xs:anyURI"/>
<xs:element name="forward-to-functional-alias" type="xs:boolean"/>
<xs:element name="allow-call-forward-manual-input" type="xs:boolean"/>
<xs:element name="allow-functional-alias-binding-with-group" type="xs:boolean"/>
<xs:element name="allow-activate-adhoc-group-emergency-alert" type="xs:boolean"/>
<xs:element name="allow-cancel-adhoc-group-emergency-alert" type="xs:boolean"/>
<xs:element name="allow-to-recv-adhoc-group-emergency-alert-participants-info" type="xs:boolean"/>
<xs:element name="allow-to-setup-adhoc-group-call-using-emergency-alert-adhoc-group"
type="xs:boolean"/>
<xs:element name="allow-adhoc-group-call" type="xs:boolean"/>
<xs:element name="allow-adhoc-group-call-participation" type="xs:boolean"/>
<xs:element name="allow-emergency-adhoc-group-call" type="xs:boolean"/>
<xs:element name="allow-imminent-peril-adhoc-group-call" type="xs:boolean"/>
<xs:element name="allow-to-recv-adhoc-group-call-participants-info" type="xs:boolean"/>
<xs:element name="allow-to-modify-adhoc-group-call-participants-info" type="xs:boolean"/>

<xs:element name="RemoteGroupSelectionURLList" type="mcpttup:ListEntryType"/>
<xs:element name="GroupServerInfo" type="mcpttup:GroupServerInfoType"/>

<xs:element name="FunctionalAliasList" type="mcpttup:ListEntryType"/>
<xs:element name="ListOfAllowedFAsToCall" type="mcpttup:ListEntryType"/>
<xs:element name="ListOfAllowedFAsToBeCalledFrom" type="mcpttup:ListEntryType"/>

<xs:element name="LocationCriteriaForActivation" type="mcpttup:GeographicalAreaChangeType"/>
<xs:element name="LocationCriteriaForDeactivation" type="mcpttup:GeographicalAreaChangeType"/>
<xs:element name="manual-deactivation-not-allowed-if-location-criteria-met" type="xs:boolean"/>

<xs:element name="RulesForAffiliation" type="mcpttup:RulesForAffiliationManagementType"/>
<xs:element name="RulesForDeaffiliation" type="mcpttup:RulesForAffiliationManagementType"/>

<xs:element name="Speed" type="mcpttup:SpeedType"/>
<xs:element name="Heading" type="mcpttup:HeadingType"/>

<xs:element name="manual-deaffiliation-not-allowed-if-affiliation-rules-are-met"
type="xs:boolean"/>

<xs:element name="user-max-simultaneous-authorizations" type="xs:positiveInteger"/>
<xs:element name="MaxSimultaneousEmergencyGroupCalls" type="xs:positiveInteger"/>
<xs:element name="IncomingPrivateCallList" type="mcpttup:PrivateCallListEntryType"/>

<xs:element name="MigratablePartnerMCPTTSystemInfo"
type="mcpttup:MigratablePartnerMCPTTSystemInfoEntryType"/>

<xs:complexType name="GroupServerInfoType">
  <xs:sequence>
    <xs:element name="GMS-Serv-Id" type="mcpttup:EntryType"/>
    <xs:element name="IDMS-token-endpoint" type="mcpttup:EntryType"/>
    <xs:element name="GroupKMSURI" type="mcpttup:EntryType"/>
    <xs:element name="anyExt" type="mcpttup:anyExtType" minOccurs="0"/>
    <xs:any namespace="##other" processContents="lax" minOccurs="0" maxOccurs="unbounded"/>
  </xs:sequence>
  <xs:anyAttribute namespace="##any" processContents="lax"/>
</xs:complexType>

<xs:element name="PrivateCallKMSURI" type="mcpttup:PrivateCallKMSURIEntryType"/>

<xs:complexType name="PrivateCallKMSURIEntryType">
  <xs:sequence>
    <xs:element name="PrivateCallKMSURI" type="mcpttup:EntryType"/>
    <xs:element name="anyExt" type="mcpttup:anyExtType" minOccurs="0"/>
  </xs:sequence>
</xs:complexType>

```

```

    <xs:any namespace="##other" processContents="lax" minOccurs="0" maxOccurs="unbounded" />
  </xs:sequence>
  <xs:anyAttribute namespace="##any" processContents="lax" />
</xs:complexType>

<xs:element name="RelativePresentationPriority" type="mcpttup:PriorityType" />

<xs:simpleType name="PriorityType">
  <xs:restriction base="xs:nonNegativeInteger">
    <xs:minInclusive value="0" />
    <xs:maxInclusive value="255" />
  </xs:restriction>
</xs:simpleType>

<xs:attributeGroup name="IndexType">
  <xs:attribute name="index" type="xs:token" />
</xs:attributeGroup>

<!-- empty complex type -->
<xs:complexType name="emptyType" />

<xs:complexType name="anyExtType">
  <xs:sequence>
    <xs:any namespace="##any" processContents="lax" minOccurs="0" maxOccurs="unbounded" />
  </xs:sequence>
</xs:complexType>

<xs:complexType name="MigratablePartnerMCPTTSystemInfoEntryType">
  <xs:sequence>
    <xs:element name="PartnerMCPTTSystemId" type="xs:anyURI" />
    <xs:element ref="mcpttiup:mcptt-UE-initial-configuration" />
    <xs:element name="anyExt" type="mcpttup:anyExtType" minOccurs="0" />
    <xs:any namespace="##other" processContents="lax" minOccurs="0" maxOccurs="unbounded" />
  </xs:sequence>
</xs:complexType>

</xs:schema>

```

8.3.2.4 Default Document Namespace

The default document namespace used in evaluating .URIs shall be "urn:3gpp:mcptt:user-profile:1.0".

8.3.2.5 MIME type

The MIME type for the MCPTT user profile configuration document shall be "application/vnd.3gpp.mcptt-user-profile+xml".

8.3.2.6 Validation Constraints

The MCPTT user profile configuration document shall conform to the XML Schema described in clause 8.3.2.3 "*XML Schema*", with the clarifications given in this clause.

The value of the "XUI-URI" attribute of the <mcptt-user-profile> element shall be the same as the XUI value of the Document URI for the MCPTT user profile configuration document. If not, the XDMS shall return an HTTP "409 Conflict" response as described in IETF RFC 4825 [14], including the <constraint-failure> error element. If included, the "phrase" attribute should be set to "Wrong User Profile URI".

The document name of the MCPTT user profile configuration document shall comply with the naming convention: mcptt-user-profile-<profile-index>.xml. If not, the XDMS shall return an HTTP "409 Conflict" response as described in IETF RFC 4825 [14], including the <constraint-failure> error element. If included, the "phrase" attribute should be set to "The user profile document name does not comply with the format: 'mcptt-user-profile-<profile-index>.xml'".

The value of the <RelativePresentationPriority> element of the <anyExt> element of the <entry> element of the <MCPTTGroupInfo> element of the <OnNetwork> element shall be within the range of 0 to 255. If not, the XDMS shall return an HTTP "409 Conflict" response as described in IETF RFC 4825 [14], including the <constraint-failure> error element. If included, the "phrase" attribute should be set to "Priority value out of range".

The value of the <RelativePresentationPriority> element of the <anyExt> element of the <entry> element of the <MCPTTGroupInfo> element of the <OffNetwork> element shall be within the range of 0 to 255. If not, the XDMS

shall return an HTTP "409 Conflict" response as described in IETF RFC 4825 [14], including the <constraint-failure> error element. If included, the "phrase" attribute should be set to "Priority value out of range".

The value of the <Priority> element of the <MCPTT-group-call> element shall be within the range of 0 to 255. If not, the XDMS shall return an HTTP "409 Conflict" response as described in IETF RFC 4825 [14], including the <constraint-failure> error element. If included, the "phrase" attribute should be set to "Priority value out of range".

The value of the <DiscoveryGroupID> shall be 3 octets expressed in hexadecimal format. If not, the XDMS shall return an HTTP "409 Conflict" response as described in IETF RFC 4825 [14], including the <constraint-failure> error element. If included, the "phrase" attribute should be set to "Invalid Discovery Group ID".

The value of the <User-Info-ID> shall be 6 octets expressed in hexadecimal format. If not, the XDMS shall return an HTTP "409 Conflict" response as described in IETF RFC 4825 [14], including the <constraint-failure> error element. If included, the "phrase" attribute should be set to "Invalid User Info ID".

If more than one MCPTT user profile document is specified for the MCPTT user in the "XDM collections" in the user's directory, then only one MCPTT user profile document shall contain the <Pre-selected-indication> element. If there is only one MCPTT user profile specified for the MCPTT user in the user's directory, then it is optional to include the <Pre-selected-indication> element. If a MCPTT user profile document containing the <Pre-selected-indication> element already exists for the MCPTT user in the "XDM collections" the XDMS shall return an HTTP "409 Conflict" response as described in IETF RFC 4825 [14], including the <constraint-failure> error element. If included, the "phrase" attribute should be set to "Pre-selected User Profile Indication already exists in:" including the contents of the <Profile-Name> element of the MCPTT user profile document that already contains the <Pre-selected-indication> element.

8.3.2.7 Data Semantics

The <Name> element is of type "token", and corresponds to the "Name" element of clause 5.2.3 in 3GPP TS 24.483 [4].

The <alias-entry> element of the <UserAlias> element is of type "token" and indicates an alphanumeric alias of the MCPTT user, and corresponds to the leaf nodes of the "UserAlias" element of clause 5.2.8 in 3GPP TS 24.483 [4].

The <uri-entry> element is of type "anyURI" and when it appears within:

- the <MCPTTUserID> element contains the MCPTT user identity (MCPTT ID) of the MCPTT user, and corresponds to the "MCPTTUserID" element of clause 5.2.7 in 3GPP TS 24.483 [4];
- the <entry> element of the <MCPTTGroupInitiation> element of the <EmergencyCall> element of the <MCPTT-group-call> element, indicates the MCPTT group used on initiation of an MCPTT emergency group call and corresponds to the "GroupID" element of the "MCPTTGroupInitiation" element of clause 5.2.34B in 3GPP TS 24.483 [4];
- the <entry> element of the <MCPTTPrivateRecipient> of the <EmergencyCall> element of the <PrivateCall> element indicates the recipient MCPTT user for an MCPTT emergency private call and corresponds to the "ID" element of clause 5.2.29B in 3GPP TS 24.483 [4];
- the <entry> element of the <MCPTTGroupInitiation> element of the <ImminentPerilCall> element of the <MCPTT-group-call> element, indicates the MCPTT group used on initiation of an MCPTT imminent peril group call and corresponds to the "GroupID" element of clause 5.2.39B in 3GPP TS 24.483 [4];
- the <entry> element of the <EmergencyAlert> element of the <MCPTT-group-call> element, indicates the MCPTT group recipient for an MCPTT emergency Alert and corresponds to the "ID" element of clause 5.2.43B in 3GPP TS 24.483 [4];
- the <entry> element of the <EmergencyAlert> element of the <PrivateEmergencyAlert> element indicates the MCPTT user recipient for an on-network MCPTT emergency private alert and corresponds to the "ID" element of clause 5.2.48J4 in 3GPP TS 24.483 [4];
- the <PrivateCallURI> of the <PrivateCall> list element indicates an MCPTT ID of an MCPTT user that the MCPTT user is authorised to initiate a private call to and corresponds to the "MCPTTID" element of clause 5.2.17 in 3GPP TS 24.483 [4];
- the <uri-entry> element of the <PrivateCallKMSURI> element of the <PrivateCallKMSURI> element of the <anyExt> element of the <PrivateCallList> element of the <PrivateCall> element of the <Common> element contains the URI used to contact the KMS associated with the MCPTT IDs contained in the PrivateCallURI

elements of the <PrivateCallList> element and corresponds to the "PrivateCallKMSURI" element of clause 5.2.19B in 3GPP TS 24.483 [4]; If the <uri-entry> element is empty, the KMS present in the MCS initial configuration document is used;

- The <PrivateCallKMSURI> element of the <anyExt> element of the <PrivateCallURI> element of the <PrivateCallList> element of the <Common> element is only present if the URI of the KMS for the associated MCPTT ID is different from the KMS URI in <uri-entry> element of the <PrivateCallKMSURI> element of the <PrivateCallKMSURI> element of the <anyExt> element of the <PrivateCallList> element of the <PrivateCall> element of the <Common> element and corresponds to the "PrivateCallKMSURI" element of clause 5.2.19B in 3GPP TS 24.483 [4];
- the <entry> element of the <ImplicitAffiliations> list element indicates an MCPTT group ID of an MCPTT group that the MCPTT user is implicitly affiliated with and corresponds to the "MCPTTGroupID" element of clause 5.2.48C4 in 3GPP TS 24.483 [4];
- the <entry> element of the <MCPTTGroupInfo> element of the <OnNetwork> element indicates an MCPTT group ID of an MCPTT group that the MCPTT user is authorised to affiliate with during on-network operation and corresponds to the "MCPTTGroupID" element of clause 5.2.48B4 in 3GPP TS 24.483 [4];
- the <entry> element of the <RemoteGroupSelectionURIList> list element of the <anyExt> element of the <OnNetwork> element indicates an MCPTT ID of an MCPTT user whose selected group is authorised to be remotely changed by the MCPTT user and corresponds to the "MCPTTID" element of clause 5.2.48U4 in 3GPP TS 24.483 [4];
- the <GMS-Serv-Id> element of the <GroupServerInfo> element of the <anyExt> element of the <entry> element of the <MCPTTGroupInfo> element of the <OnNetwork> element contains the URI used to contact the group management server for the MCPTT group ID in the <uri-entry> element of the <entry> element of the <MCPTTGroupInfo> element and corresponds to the "GMSservID" element of clause 5.2.48B8 in 3GPP TS 24.483 [4];
- the <IDMS-token-endpoint> element of the <GroupServerInfo> element of the <anyExt> element of the <entry> element of the <MCPTTGroupInfo> element of the <OnNetwork> element contains the URI used to contact the identity management server token endpoint for the MCPTT group ID in the <uri-entry> element of the <entry> element of the <MCPTTGroupInfo> element and corresponds to the "IDMSTokenEndPoint" element of clause 5.2.48B9 in 3GPP TS 24.483 [4]. If the entry element is empty, the idms-auth-endpoint and idms-token-endpoint present in the MCS initial configuration document are used;
- the <GroupKMSURI> element of the <GroupServerInfo> element of the <anyExt> element of the <entry> element of the <MCPTTGroupInfo> element of the <OnNetwork> element contains the URI used to contact the key management server for the MCPTT group ID in the <uri-entry> element of the <entry> element of the <MCPTTGroupInfo> element and corresponds to the "GroupKMSURI" element of clause 5.2.48B10 in 3GPP TS 24.483 [4]. If the entry element is empty, the kms present in the MCS initial configuration document is used;
- the <PrivateCallURI> element of the <IncomingPrivateCallList> element of the <anyExt> element of the <OnNetwork> element indicates an MCPTT ID of an MCPTT user from whom the MCPTT user is authorised to receive a private call and corresponds to the "MCPTTID" element of clause 5.2.48Y4 in 3GPP TS 24.483 [4];
- the <PrivateCallKMSURI> element of the <PrivateCallKMSURI> of the <anyExt> element of the <PrivateCallURI> element of the <IncomingPrivateCallList> element of the <anyExt> element of the <OnNetwork> element is only present if the URI of the KMS for the associated MCPTT ID is different from the KMS URI in <uri-entry> element of the <PrivateCallKMSURI> element of the <PrivateCallKMSURI> element of the <anyExt> element of the <IncomingPrivateCallList> element of the <OnNetwork> element and corresponds to the "PrivateCallKMSURI" element of clause 5.2.48Y5 in 3GPP TS 24.483 [4];
- the <PrivateCallKMSURI> element of the <PrivateCallKMSURI> element of the <anyExt> element of the <IncomingPrivateCallList> element of the <OnNetwork> element contains the URI used to contact the KMS associated with the MCPTT IDs contained in the PrivateCallURI elements of the <IncomingPrivateCallList> element and corresponds to the "PrivateCallKMSURI" element of clause 5.2.48Y5 in 3GPP TS 24.483 [4]; If the <uri-entry> element is empty, the KMS present in the MCS initial configuration document is used;
- the <entry> element of the <FunctionalAliasList> list element of the <anyExt> element of the <OnNetwork> element contains a functional alias that the MCPTT user is authorised to activate and corresponds to the "FunctionalAlias" element of clause 5.2.48W6 in 3GPP TS 24.483 [4];

- the <entry> element of the <ListOfAllowedFAsToCall> element in the <anyExt> element of the <FunctionalAliasList> element within the <anyExt> element of the <OnNetwork> element contains a target functional alias that the MCPTT user is authorised to call, if it has activated and is using the parent functional alias (see <FunctionalAliasList> element), and corresponds to the "FunctionalAlias" element of clause 5.2.48W7E in 3GPP TS 24.483 [4];
- the <entry> element of the <ListOfAllowedFAsToBeCalledFrom> element in the <anyExt> element of the <FunctionalAliasList> element within the <anyExt> element of the <OnNetwork> element contains a functional alias from which the MCPTT user is authorised to receive a call, if it has activated and is using the parent functional alias (see <FunctionalAliasList> element);
- the <GMS-Serv-Id> element of the <GroupServerInfo> element of the <anyExt> element of the <entry> element of the <MCPTTGroupInfo> element of the <OffNetwork> element contains the URI used to contact the group management server for the MCPTT group ID in the <uri-entry> element of the <entry> element of the <MCPTTGroupInfo> element and corresponds to the "GMSServID" element of clause 5.2.53C in 3GPP TS 24.483 [4];
- the <IDMS-token-endpoint> element of the <GroupServerInfo> element of the <anyExt> element of the <entry> element of the <MCPTTGroupInfo> element of the <OffNetwork> element contains the URI used to contact the identity management server for the MCPTT group ID in the <uri-entry> element of the <entry> element of the <MCPTTGroupInfo> element and corresponds to the "IDMSTokenEndPoint" element of clause 5.2.53D8A9 in 3GPP TS 24.483 [4]. If the entry element is empty, the idms-auth-endpoint and idms-token-endpoint present in the MCS initial configuration document are used;
- the <GroupKMSURI> element of the <GroupServerInfo> element of the <anyExt> element of the <entry> element of the <MCPTTGroupInfo> element of the <OffNetwork> element contains the URI used to contact the key management server for the MCPTT group ID in the <uri-entry> element of the <entry> element of the <MCPTTGroupInfo> element and corresponds to the "GroupKMSURI" element of clause 5.2.53E in 3GPP TS 24.483 [4]. If the entry element is empty, the kms present in the MCS initial configuration document is used;
- the <entry> element of the <AllowedMCPTTIdsForCallTransfer> list element of the <anyExt> element of the <OnNetwork> element indicates an MCPTT ID that is allowed to be used as target ID for a private call transfer and does not appear in the MCPTT user profile configuration managed object specified in 3GPP TS 24.483 [4];
- the <entry> element of the <AllowedFunctionalAliasesForCallTransfer> list element of the <anyExt> element of the <OnNetwork> element contains a functional alias that is allowed to be used as target ID for a private call transfer and does not appear in the MCPTT user profile configuration managed object specified in 3GPP TS 24.483 [4]; and
- the <call-forwarding-target> element within the <anyExt> element of the <OnNetwork> element is of type "anyURI" and indicates the target MCPTT ID or functional alias of the call forwarding and does not appear in the MCPTT user profile configuration managed object specified in 3GPP TS 24.483 [4].

The <DiscoveryGroupID> element is of type "hexBinary" and is used as the Discovery Group ID in the ProSe discovery procedures as specified in 3GPP TS 23.303 [18] and 3GPP TS 24.334 [19]. When it appears within:

- the <MCPTTPrivateRecipient> element of the <EmergencyCall> element it identifies the Discovery Group ID that the MCPTT UE uses to initiate an off-network MCPTT emergency private call and corresponds to the "DiscoveryGroupID" element of clause 5.2.29C in 3GPP TS 24.483 [4]; and
- the <PrivateCallProSeUser> element of the <PrivateCallList> element it identifies the Discovery Group ID that the MCPTT UE uses to initiate a private call during off-network operation and corresponds to the "DiscoveryGroupID" element of clause 5.2.18 in 3GPP TS 24.483 [4].

The <display-name> element is of type "string", contains a human readable name and when it appears within:

- the <entry> element of the <MCPTTGroupInitiation> element of the <EmergencyCall> element of the <MCPTT-group-call> element, indicates the name of the MCPTT group used on initiation of an MCPTT emergency group call and corresponds to the "DisplayName" element of the "MCPTTGroupInitiation" element of clause 5.2.34C in 3GPP TS 24.483 [4];

- the <entry> element of the <MCPTTPrivateRecipient> of the <EmergencyCall> element of the <PrivateCall> element indicates the name of the recipient MCPTT user for an MCPTT emergency private call and corresponds to the "DisplayName" element of clause 5.2.29E in 3GPP TS 24.483 [4];
- the <entry> element of the <MCPTTGroupInitiation> element of the <ImminentPerilCall> element of the <MCPTT-group-call> element, indicates the name of the MCPTT group used on initiation of an MCPTT imminent peril group call and corresponds to the "DisplayName" element of clause 5.2.39C in 3GPP TS 24.483 [4];
- the <entry> element of the <EmergencyAlert> element of the <MCPTT-group-call> element, indicates the name of the MCPTT group recipient for an MCPTT emergency Alert and corresponds to the "DisplayName" element of clause 5.2.43D in 3GPP TS 24.483 [4];
- the <entry> element of the <EmergencyAlert> element of the <PrivateEmergencyAlert> element indicates the name of the MCPTT user recipient for an on-network MCPTT emergency private alert and corresponds to the "DisplayName" element of clause 5.2.48J5 in 3GPP TS 24.483 [4];
- the <PrivateCallURI> of the <PrivateCallList> element indicates the name of an MCPTT ID of an MCPTT user that the MCPTT user is authorised to initiate a private call to and corresponds to the "DisplayName" element of clause 5.2.19A in 3GPP TS 24.483 [4];
- the <entry> element of the <MCPTTGroupInfo> element of the <OnNetwork> element indicates the name of an MCPTT group ID of an MCPTT group that the MCPTT user is authorised to affiliate with during on-network operation and corresponds to the "DisplayName" element of clause 5.2.48B5 in 3GPP TS 24.483 [4]; and
- the <ImplicitAffiliations> list element indicates the name of of an MCPTT group that the MCPTT user is implicitly affiliated with and corresponds to the "DisplayName" element of clause 5.2.48C5 in 3GPP TS 24.483 [4]; and
- the <entry> element of the <MCPTTGroupInfo> element of the <OffNetwork> element indicates the name of an off-network MCPTT group that the MCPTT user is authorised to join during off-network operation and corresponds to the "DisplayName" element of clause 5.2.53A in 3GPP TS 24.483 [4].

The "index" attribute is of type "token" and is included within some elements for uniqueness purposes, and does not appear in the user profile configuration managed object specified in 3GPP TS 24.483 [4].

The <Status> element is of type "Boolean" and indicates whether this particular MCPTT user profile is enabled or disabled and corresponds to the "Status" element of clause 5.2.59 in 3GPP TS 24.483 [4]. When set to "true" this MCPTT user profile is enabled. When set to "false" this MCPTT user profile is disabled.

The "user-profile-index" is of type "unsignedByte" and indicates the particular MCPTT user profile configuration document in the collection and corresponds to the "MCPTTUserProfileIndex" element of clause 5.2.7A in 3GPP TS 24.483 [4].

The <ProfileName> element is of type "token" and specifies the name of the MCPTT user profile configuration document in the MCPTT user profile XDM collection and corresponds to the "MCPTTUserProfileName" element of clause 5.2.7B in 3GPP TS 24.483 [4].

The <Pre-selected-indication> element is of type "mcptt:emptyType". Presence of the <Pre-selected-indication> element indicates that this particular MCPTT user profile is designated to be the pre-selected MCPTT user profile as defined in 3GPP TS 23.379 [8], and corresponds to the "PreSelectedIndication" element of clause 5.2.7C in 3GPP TS 24.483 [4]. Absence of the <Pre-selected-indication> element indicates that this MCPTT user profile is not designated as the pre-selected MCPTT user profile within the collection of MCPTT user profiles for the MCPTT user or is the only MCPTT user profile within the collection and is the pre-selected MCPTT user profile by default.

The "XUI-URI" attribute is of type "anyURI" that contains the XUI of the MCPTT user for whom this MCPTT user profile configuration document is intended and does not appear in the user profile configuration managed object specified in 3GPP TS 24.483 [4].

The <ParticipantType> element of the <Common> element is of type "token" and indicates the functional category of the MCPTT user (e.g., first responder, second responder, dispatch, dispatch supervisor). The <ParticipantType> element corresponds to the "ParticipantType" element of clause 5.2.10 in 3GPP TS 24.483 [4].

The <RelativePresentationPriority> element of the <anyExt> element of the <entry> element when it appears in:

- the <MCPTTGroupInfo> element of the <OnNetwork> element, contains an integer value between 0 and 255 indicating the presentation priority of the on-network group relative to other on-network groups and on-network users, and corresponds to the "RelativePresentationPriority" element of clause 5.2.48B7 in 3GPP TS 24.483 [4]; and
- the <MCPTTGroupInfo> element of the <OffNetwork> element, contains an integer value between 0 and 255 indicating the presentation priority of the off-network group relative to other off-network groups and off-network users, and corresponds to the "RelativePresentationPriority" element of clause 5.2.53B in 3GPP TS 24.483 [4].

The <MaxAffiliationsN2> element is of type "nonNegativeInteger", and indicates to the MCPTT server the maximum number of MCPTT groups that the MCPTT user is authorised to affiliate with.

The <MaxSimultaneousCallsN6> element of the <MCPTT-group-call> element is of type "positiveInteger" and indicates the maximum number of simultaneously received MCPTT group calls, and corresponds to the "MaxSimultaneousCallsN6" element of clause 5.2.31 in 3GPP TS 24.483 [4].

The <MaxSimultaneousTransmissionsN7> element is of type "positiveInteger", and indicates to the MCPTT server the maximum number of simultaneous transmissions received in one MCPTT group call for override.

The <MaxSimultaneousEmergencyGroupCalls> element of the <anyExt> element within the <entry> element of the <FunctionalAliasList> list element of the <anyExt> element within the <OnNetwork> element is of type "positiveInteger" and indicates the maximum number of simultaneous MCPTT emergency group calls for the specific functional alias, and corresponds to the "MaxSimultaneousEmergencyGroupCalls" element of clause 5.2.48W7A in 3GPP TS 24.483 [4].

The <Priority> element of the <MCPTT-group-call> element is of a type "nonNegativeInteger", indicates the priority of the MCPTT user for initiating and receiving MCPTT calls and corresponds to the "Priority" element of clause 5.2.44 in 3GPP TS 24.483 [4].

The <User-Info-ID> element is of type "hexBinary". When the <User-Info-ID> element appears within:

- the <ProSeUserID-entry> element of the <MCPTTPrivateRecipient> of the <EmergencyCall> element indicates the ProSe "User Info ID" as defined in 3GPP TS 23.303 [18] and 3GPP TS 24.334 [19] of the recipient MCPTT user for an MCPTT emergency private call and corresponds to the "UserInfoID" element of clause 5.2.29D in 3GPP TS 24.483 [4];
- the <PrivateCallProSeUser> element of the <PrivateCallList> element, indicates a ProSe "User Info ID" as defined in 3GPP TS 23.303 [18] and 3GPP TS 24.334 [19] of another MCPTT user that the MCPTT user is authorised to initiate a private call to and corresponds to the "UserInfoID" element of clause 5.2.19 in 3GPP TS 24.483 [4]; and
- the <OffNetwork> element, indicates the ProSe "User Info ID" as defined in 3GPP TS 23.303 [18] and 3GPP TS 24.334 [19] of the MCPTT UE for off-network operation and corresponds to the "UserInfoID" element of clause 5.2.58 in 3GPP TS 24.483 [4].

The "entry-info" attribute is of type "string" and when it appears within:

- the <entry> element of the <MCPTTGroupInitiation> element of the <EmergencyCall> element of the <MCPTT-group-call> element, it corresponds to the "Usage" element of clause 5.2.34D in 3GPP TS 24.483 [4] and indicates to use as the destination address for an emergency group call:
 - a) the MCPTT user currently selected MCPTT group if the "entry-info" attribute has the value of 'UseCurrentlySelectedGroup'; or
 - b) the value in the <uri-entry> element within the <entry> element of the <MCPTTGroupInitiation> element for an on-network emergency group call, if the "entry-info" attribute has the value of 'DedicatedGroup' or if the "entry-info" attribute has the value of 'UseCurrentlySelectedGroup' and the MCPTT user has no currently selected MCPTT group;
- the <entry> element of the <MCPTTPrivateRecipient> element of the <EmergencyCall> element of the <PrivateCall> element, it corresponds to the "Usage" element of clause 5.2.29F in 3GPP TS 24.483 [4] and indicates to use as the destination address for an emergency private call:
 - a) an MCPTT ID of an MCPTT user that is selected by the MCPTT user if the "entry-info" attribute has the value of 'LocallyDetermined';

- b) the value in the <uri-entry> element within the <entry> element of the <MCPTTPrivateRecipient> for an on-network emergency private call, if the "entry-info" attribute has the value of 'UsePreConfigured'; or
- c) the value in the <User-Info-ID> element within the <ProSeUserID-entry> element of the <MCPTTPrivateRecipient> for an off-network emergency private call, if the "entry-info" attribute has the value of 'UsePreConfigured';
- the <entry> element of the <MCPTTGroupInitiation> element of the <ImminentPerilCall> element of the <MCPTT-group-call> element, it corresponds to the "Usage" element of clause 5.2.39D in 3GPP TS 24.483 [4] and indicates to use as the destination for the MCPTT imminent peril group call:
 - a) the MCPTT user currently selected MCPTT group if the "entry-info" attribute has the value of 'UseCurrentlySelectedGroup'; or
 - b) the value in the <uri-entry> element within the <entry> element of the <MCPTTGroupInitiation> for an on-network imminent peril call, if the "entry-info" attribute has the value of:
 - i) 'DedicatedGroup'; or
 - ii) 'UseCurrentlySelectedGroup' and the MCPTT user has no currently selected MCPTT group; and
- the <entry> element within the <EmergencyAlert> element, it corresponds to the "Usage" element of clause 5.2.43E in 3GPP TS 24.483 [4] and indicates to use as the destination address for a group emergency alert:
 - a) the MCPTT user currently selected MCPTT group if the "entry-info" attribute has the value of 'UseCurrentlySelectedGroup';
 - b) the value in the <uri-entry> element within the <entry> element of the <EmergencyAlert> element for an on-network group emergency alert, if the "entry-info" attribute has the value of:
 - i) 'DedicatedGroup'; or
 - ii) 'UseCurrentlySelectedGroup' and the MCPTT user has no currently selected MCPTT group.
- the <entry> element within the <PrivateEmergencyAlert> element, it corresponds to the "Usage" element of clause 5.2.48J6 in 3GPP TS 24.483 [4] and indicates to use as the destination address for on-network private emergency alert:
 - a) the MCPTT ID of an MCPTT user that is selected by the MCPTT user if the "entry-info" attribute has the value of 'LocallyDetermined'; and
 - b) the value in the <uri-entry> element within the <entry> element of the <PrivateEmergencyAlert> element, if the "entry-info" attribute has the value of:
 - i) 'UsePreConfigured'; or
 - ii) 'LocallyDetermined' and the MCPTT user has no currently selected MCPTT user.

The <LocationCriteriaForActivation> element within the <anyExt> element of the <entry> element within the <FunctionalAliasList> list element of the <anyExt> element of the <OnNetwork> element indicates the geographical area changes that trigger the functional alias activation. It corresponds to the "LocationCriteriaForActivation" element of clause 5.2.48W6A in 3GPP TS 24.483 [4] and consists of the following sub-elements:

- <EnterSpecificArea> element is of type "mcpttup: GeographicalAreaType". It is an optional element indicating a geographical area which when entered triggers the functional alias activation. The <EnterSpecificArea> element has the following sub-elements:
 - a) <PolygonArea>, an optional element specifying the area as a polygon specified in clause 5.2 in 3GPP TS 23.032 [31];
 - b) <EllipsoidArcArea>, an optional element specifying the area as an Ellipsoid Arc specified in clause 5.7 in 3GPP TS 23.032 [31];
 - c) an <anyExt> element which may contain a <Speed> element; and

- d) an <anyExt> element which may contain a <Heading> element.
- <ExitSpecificArea> element is of type "mcpttup: GeographicalAreaType". It is an optional element indicating a geographical area which when exited triggers the functional alias activation and has the same sub-elements as <EnterSpecificArea>.

The <LocationCriteriaForDeactivation> element within the <anyExt> element of the <entry> element within the <FunctionalAliasList> list element of the <anyExt> element of the <OnNetwork> element indicates the geographical area changes that trigger the functional alias de-activation. It corresponds to the "LocationCriteriaForDeactivation" element of clause 5.2.48W6B in 3GPP TS 24.483 [4] and consists of the following sub-elements:

- <EnterSpecificArea> element is of type "mcpttup: GeographicalAreaType". It is an optional element specifying a geographical area which when entered triggers the functional alias de-activation; and
- <ExitSpecificArea> element is of type "mcpttup: GeographicalAreaType". It is an optional element specifying a geographical area which when exited triggers the functional alias de-activation.

The <manual-deactivation-not-allowed-if-location-criteria-met> element within the <anyExt> element of the <entry> element within the <FunctionalAliasList> list element of the <anyExt> element of the <OnNetwork> element is of type "Boolean" and corresponds to the "ManualDeactivationNotAllowedIfLocationCriteriaMet" element of clause 5.2.48W6C in 3GPP TS 24.483 [4]. When set to "true" the MCPTT user is not allowed to deactivate the functional alias while the location criteria for activation are met.

The <RulesForAffiliation> element within the <anyExt> element of the <entry> element within the <MCPTTGroupInfo> element of the <OnNetwork> element indicates upon a change in geographical area or a change in functional alias activation status to the MCPTT client to evaluate the rules. If for any rule any location criteria is fulfilled and any functional alias criteria is fulfilled the MCPTT client triggers the group affiliation. It corresponds to the "RulesForAffiliation" element of clause 5.2.48B4A in 3GPP TS 24.483 [4] and consists of the following sub-elements:

- <ListOfLocationCriteria> element is of type "mcpttup: GeographicalAreaChangeType". It is an optional element indicating the location related criteria of a rule. The <ListOfLocationCriteria> element has the following sub-elements:
 - a) <EnterSpecificArea> element is of type "mcpttup: GeographicalAreaType". It is an optional element indicating a geographical area which when entered triggers the evaluation of the rules. If any rule is fulfilled it triggers the group affiliation. The <EnterSpecificArea> element has the following sub-elements:
 - i] <PolygonArea>, an optional element specifying the area as a polygon specified in clause 5.2 in 3GPP TS 23.032 [31];
 - ii) <EllipsoidArcArea>, an optional element specifying the area as an Ellipsoid Arc specified in clause 5.7 in 3GPP TS 23.032 [31];
 - iii) <anyExt> optional element which may contain a <Speed> element that has the following sub-elements:
 - A) <MinimumSpeed> is of type "unsignedShort", indicates the minimum speed that is considered in the evaluation of a rule for a specific area that would trigger affiliation and corresponds to the "MinimumSpeed" element of clause 5.2.48B4A19 in 3GPP TS 24.483 [4].
 - B) <MaximumSpeed> is of type "unsignedShort", indicates the maximum speed that is considered in the evaluation of a rule for a specific area that would trigger affiliation and corresponds to the "MaximumSpeed" element of clause 5.2.48B4A20 in 3GPP TS 24.483 [4].
 - iv) <anyExt> optional element which may contain a <Heading> element that has the following sub-elements:
 - A) <MinimumHeading> is of type "unsignedShort", indicates the minimum heading that is considered in the evaluation of a rule for a specific area that would trigger affiliation and corresponds to the "Minimum" element of clause 5.2.48B4A22 in 3GPP TS 24.483 [4]; and
 - B) <MaximumHeading> is of type "unsignedShort", indicates the maximum heading that is considered in the evaluation of a rule for a specific area that would trigger affiliation and corresponds to the "Maximum" element of clause 5.2.48B4A23 in 3GPP TS 24.483 [4].

- b) <ExitSpecificArea> element is of type "mcpttup: GeographicalAreaType". It is an optional element indicating a geographical area which when exited triggers the evaluation of the rules- If any rule is fulfilled it triggers it triggers the group affiliation. It has the same sub-elements as <EnterSpecificArea>.
- <ListOfActiveFunctionalAliasCriteria> containing one or more <entry> elements containing the <anyExt> element set to the functional alias whose activation or deactivation trigger evaluation of the rules and corresponds to the "FunctionalAlias" element of clause 5.2.48B4A47 in 3GPP TS 24.483 [4];

The <RulesForDeaffiliation> element within the <anyExt> element of the <entry> element within the <MCPTTGroupInfo> element of the <OnNetwork> element indicates upon a change in geographical area or a change in functional alias activation status to the MCPTT client to evaluate the rules. If for any rule any location criteria is fulfilled and any functional alias criteria is fulfilled the MCPTT client triggers the group deaffiliation. It corresponds to the "RulesForDeaffiliation" element of clause 5.2.48B4B in 3GPP TS 24.483 [4] and consists of the following sub-elements:

- <ListOfLocationCriteria> element is of type "mcpttup: GeographicalAreaChangeType". It is an optional element indicating the location related criteria of a rule.
- <ListOfActiveFunctionalAliasCriteria> containing one or more <entry> elements containing the <anyExt> element set to the functional alias whose activation or deactivation trigger evaluation of the rules and corresponds to the "FunctionalAlias" element of clause 5.2.48B4B47 in 3GPP TS 24.483 [4];

The <manual-deaffiliation-not-allowed-if-affiliation-rules-are-met> element within the <anyExt> element element within the <MCPTTGroupInfo> element of the <anyExt> element of the <OnNetwork> element is of type "Boolean" and corresponds to the "ManualDeaffiliationNotAllowedIfAffiliationRulesAreMet" element of clause 5.2.48B6 in 3GPP TS 24.483 [4]. When set to "true" the MCPTT user is not allowed to deaffiliate from the group if the rules for affiliation are met.

The <call-forwarding-no-answer-timeout> element within the <anyExt> element of the <OnNetwork> element is of type "duration" and indicates the duration of the no answer timer for call forwarding and does not appear in the MCPTT user profile configuration managed object specified in 3GPP TS 24.483 [4];

The <call-forwarding-condition> element within the <anyExt> element of the <OnNetwork> element is of type "string", and indicates the condition of the call forwarding and does not appear in the MCPTT user profile configuration managed object specified in 3GPP TS 24.483 [4]:

- set to a value of "immediate" for call forwarding immediate; or
- set to a value of "no-answer" for call forwarding no answer.

The <user-max-simultaneous-authorizations> element of the <anyExt> element contained in the <OnNetwork> element is of type "positiveInteger" and indicates the maximum allowed number of simultaneous service authorizations for the MCPTT user.

The <PartnerMCPTTSystemId> element within the <MigratablePartnerMCPTTSystemInfo> element of the <anyExt> element of the <OnNetwork> element is of type "anyURI" and indicates the identity of a partner MCPTT system to which the MCPTT UE can migrate and does not appear in the MCPTT user profile configuration managed object specified in 3GPP TS 24.483 [4].

The <MigratablePartnerMCPTTSystemInfo> element of the <anyExt> element of the <OnNetwork> element contains an <mcptt-UE-initial-configuration> document specified in clause 7.2.

The <allow-presence-status> element is of type Boolean, as specified in table 8.3.2.7-1, and corresponds to the "AllowedPresenceStatus" element of clause 5.2.48E in 3GPP TS 24.483 [4].

Table 8.3.2.7-1: Values of <allow-presence-status>

"true"	indicates to the MCPTT user that their presence on the network is available.
"false"	indicates to the MCPTT user that their presence on the network is not available

The <allow-request-presence> element is of type Boolean, as specified in table 8.3.2.7-2, and corresponds to the "AllowedPresence" element of clause 5.2.48F in 3GPP TS 24.483 [4].

Table 8.3.2.7-2: Values of <allow-request-presence>

"true"	indicates that the MCPTT user is locally authorised to request whether a particular MCPTT User is present on the network.
"false"	indicates that the MCPTT user is not locally authorised to request whether a particular MCPTT User is present on the network.

The <allow-query-availability-for-private-calls> element is of type Boolean, as specified in table 8.3.2.7-3, and does not appear in the MCPTT user profile configuration managed object specified in 3GPP TS 24.483 [4].

Table 8.3.2.7-3: Values of <allow-query-availability-for-private-calls>

"true"	indicates that the MCPTT user is locally authorised to query the availability of other MCPTT users to participate in a private call.
"false"	indicates that the MCPTT user is not locally authorised to query the availability of other MCPTT users to participate in a private call.

The <allow-enable-disable-user> element is of type Boolean, as specified in table 8.3.2.7-4, and does not appear in the MCPTT user profile configuration managed object specified in 3GPP TS 24.483 [4].

Table 8.3.2.7-4: Values of <allow-enable-disable-user>

"true"	indicates that the MCPTT user is locally authorised to enable/disable other MCPTT users from receiving MCPTT service.
"false"	indicates that the MCPTT user is not locally authorised to enable/disable other MCPTT users from receiving MCPTT service.

The <allow-enable-disable-UE> element is of type Boolean, as specified in table 8.3.2.7-5, and does not appear in the MCPTT user profile configuration managed object specified in 3GPP TS 24.483 [4].

Table 8.3.2.7-5: Values of <allow-enable-disable-UE>

"true"	indicates that the MCPTT user is locally authorised to enable/disable other MCPTT UEs from receiving MCPTT service.
"false"	indicates that the MCPTT user is not locally authorised to enable/disable other MCPTT UEs from receiving MCPTT service.

The <allow-create-delete-user-alias> element is of type Boolean, as specified in table 8.3.2.7-6, and corresponds to the "AuthorisedAlias" element of clause 5.2.9 in 3GPP TS 24.483 [4].

Table 8.3.2.7-6: Values of <allow-create-delete-user-alias>

"true"	indicates that the MCPTT user is locally authorised to create or delete aliases of an MCPTT user and its associated user profiles.
"false"	indicates that the MCPTT user is not locally authorised to create or delete aliases of an MCPTT user and its associated user profiles.

The <allow-private-call> element is of type Boolean, as specified in table 8.3.2.7-7, and corresponds to the "Authorised" element of clause 5.2.13 in 3GPP TS 24.483 [4].

Table 8.3.2.7-7: Values of <allow-private-call>

"true"	instructs the MCPTT server performing the originating participating MCPTT function for the MCPTT user, that the MCPTT user is authorised to request a private call request using the procedures defined in 3GPP TS 24.379 [9]. The recipient must be a MCPTT user identified in a <entry> element of the <PrivateCall> element, which corresponds to leaf nodes of "UserList" in clause 5.2.16 in 3GPP TS 24.483 [4].
"false"	instructs the MCPTT server performing the originating participating MCPTT function for the MCPTT user, to reject private call request using the procedures defined in 3GPP TS 24.379 [9]. This shall be the default value taken in the absence of the element;

The <allow-manual-commencement> element is of type Boolean, as specified in table 8.3.2.7-8, and corresponds to the "ManualCommence" element of clause 5.2.20 in 3GPP TS 24.483 [4].

Table 8.3.2.7-8: Values of <allow-manual-commencement>

"true"	instructs the MCPTT server performing the originating participating MCPTT function for the MCPTT user, that the MCPTT user is authorised to request a private call with manual commencement using the procedures defined in 3GPP TS 24.379 [9].
"false"	instructs the MCPTT server performing the originating participating MCPTT function for the MCPTT user, that the MCPTT user is not authorised to request a private call with manual commencement using the procedures defined in 3GPP TS 24.379 [9].

The <allow-automatic-commencement> element is of type Boolean, as specified in table 8.3.2.7-9, corresponds to the "AutoCommence" element of clause 5.2.21 in 3GPP TS 24.483 [4].

Table 8.3.2.7-9: Values of <allow-automatic-commencement>

"true"	instructs the MCPTT server performing the originating participating MCPTT function for the MCPTT user, that the MCPTT user is authorised to request a private call with automatic commencement using the procedures defined in 3GPP TS 24.379 [9].
"false"	instructs the MCPTT server performing the originating participating MCPTT function for the MCPTT user, that the MCPTT user is not authorised to request a private call with automatic commencement using the procedures defined in 3GPP TS 24.379 [9].

The <allow-force-auto-answer> element is of type Boolean, as specified in table 8.3.2.7-10, and corresponds to the "AutoAnswer" element of clause 5.2.22 in 3GPP TS 24.483 [4].

Table 8.3.2.7-10: Values of <allow-force-auto-answer>

"true"	instructs the MCPTT server performing the originating participating MCPTT function for the MCPTT user, that the MCPTT user is authorised to request a private call and force automatic commencement using the procedures defined in 3GPP TS 24.379 [9].
"false"	instructs the MCPTT server performing the originating participating MCPTT function for the MCPTT user, that the MCPTT user is not authorised to request a private call and force automatic commencement using the procedures defined in 3GPP TS 24.379 [9].

The <allow-failure-restriction> element is of type Boolean, as specified in table 8.3.2.7-11, and corresponds to the "FailRestrict" element of clause 5.2.23 in 3GPP TS 24.483 [4].

Table 8.3.2.7-11: Values of <allow-failure-restriction>

"true"	instructs the MCPTT server performing the originating participating MCPTT function for the MCPTT user, that the MCPTT user is authorised to restrict the notification of a call failure reason for a private call (with or without floor control) using the procedures defined in 3GPP TS 24.379 [9].
"false"	instructs the MCPTT server performing the originating participating MCPTT function for the MCPTT user, that the MCPTT user is not authorised to restrict the notification of a call failure reason for a private call (with or without floor control) using the procedures defined in 3GPP TS 24.379 [9].

The <allow-emergency-group-call> element is of type Boolean, as specified in table 8.3.2.7-12, and corresponds to the "Enabled" element of clause 5.2.33 in 3GPP TS 24.483 [4].

Table 8.3.2.7-12: Values of <allow-emergency-group-call>

"true"	instructs the MCPTT server performing the originating participating MCPTT function for the MCPTT user, that the MCPTT user is authorised to request an emergency group call using the procedures defined in 3GPP TS 24.379 [9].
"false"	instructs the MCPTT server performing the originating participating MCPTT function for the MCPTT user, that the MCPTT user is not authorised to request an emergency group call using the procedures defined in 3GPP TS 24.379 [9].

The <allow-emergency-private-call> element is of type Boolean, as specified in table 8.3.2.7-13, and corresponds to the "Authorised" element of clause 5.2.27 in 3GPP TS 24.483 [4].

Table 8.3.2.7-13: Values of <allow-emergency-private-call>

"true"	instructs the MCPTT server performing the originating participating MCPTT function for the MCPTT user, that the MCPTT user is authorised to request an emergency private call using the procedures defined in 3GPP TS 24.379 [9].
"false"	instructs the MCPTT server performing the originating participating MCPTT function for the MCPTT user, that the MCPTT user is not authorised to request an emergency private call using the procedures defined in 3GPP TS 24.379 [9].

The <allow-cancel-group-emergency> element is of type Boolean, as specified in table 8.3.2.7-14, and corresponds to the "CancelMCPTTGroup" element of clause 5.2.35 in 3GPP TS 24.483 [4].

Table 8.3.2.7-14: Values of <allow-cancel-group-emergency>

"true"	instructs the MCPTT server performing the originating participating MCPTT function for the MCPTT user, that the MCPTT user is authorised to cancel an emergency group call using the procedures defined in 3GPP TS 24.379 [9].
"false"	instructs the MCPTT server performing the originating participating MCPTT function for the MCPTT user, that the MCPTT user is not authorised to cancel an emergency group call using the procedures defined in 3GPP TS 24.379 [9].

The <allow-cancel-private-emergency-call> element is of type Boolean, as specified in table 8.3.2.7-15, and corresponds to the "CancelPriority" element of clause 5.2.28 in 3GPP TS 24.483 [4].

Table 8.3.2.7-15: Values of <allow-cancel-private-emergency-call>

"true"	instructs the MCPTT server performing the originating participating MCPTT function for the MCPTT user, that the MCPTT user is authorised to cancel an emergency priority in an emergency private call using the procedures defined in 3GPP TS 24.379 [9].
"false"	instructs the MCPTT server performing the originating participating MCPTT function for the MCPTT user, that the MCPTT user is not authorised to cancel an emergency priority in an emergency private call using the procedures defined in 3GPP TS 24.379 [9].

The <allow-imminent-peril-call> element is of type Boolean, as specified in table 8.3.2.7-16, and corresponds to the "Authorised" element of clause 5.2.37 in 3GPP TS 24.483 [4].

Table 8.3.2.7-16: Values of <allow-imminent-peril-call>

"true"	instructs the MCPTT server performing the originating participating MCPTT function for the MCPTT user, that the MCPTT user is authorised to request an imminent peril group call using the procedures defined in 3GPP TS 24.379 [9].
"false"	instructs the MCPTT server performing the originating participating MCPTT function for the MCPTT user, that the MCPTT user is not authorised to request an imminent peril group call using the procedures defined in 3GPP TS 24.379 [9].

The <allow-cancel-imminent-peril> element is of type Boolean, as specified in table 8.3.2.7-17, and corresponds to the "Cancel" element of clause 5.2.38 in 3GPP TS 24.483 [4].

Table 8.3.2.7-17: Values of <allow-cancel-imminent-peril>

"true"	instructs the MCPTT server performing the originating participating MCPTT function for the MCPTT user, that the MCPTT user is authorised to cancel an imminent peril group call using the procedures defined in 3GPP TS 24.379 [9].
"false"	instructs the MCPTT server performing the originating participating MCPTT function for the MCPTT user, that the MCPTT user is not authorised to cancel an imminent peril group call using the procedures defined in 3GPP TS 24.379 [9].

The <allow-activate-emergency-alert> element is of type Boolean, as specified in table 8.3.2.7-18, and corresponds to the "Authorised" element of clause 5.2.41 in 3GPP TS 24.483 [4].

Table 8.3.2.7-18: Values of <allow-activate-emergency-alert>

"true"	instructs the MCPTT server performing the originating participating MCPTT function for the MCPTT user, that the MCPTT user is authorised to activate an emergency alert using the procedures defined in 3GPP TS 24.379 [9].
"false"	instructs the MCPTT server performing the originating participating MCPTT function for the MCPTT user, that the MCPTT user is not authorised to activate an emergency alert using the procedures defined in 3GPP TS 24.379 [9].

The <allow-cancel-emergency-alert> element is of type Boolean, as specified in table 8.3.2.7-19, and corresponds to the "Cancel" element of clause 5.2.42 in 3GPP TS 24.483 [4].

Table 8.3.2.7-19: Values of <allow-cancel-emergency-alert>

"true"	instructs the MCPTT server performing the originating participating MCPTT function for the MCPTT user, that the MCPTT user is authorised to cancel an emergency alert using the procedures defined in 3GPP TS 24.379 [9].
"false"	instructs the MCPTT server performing the originating participating MCPTT function for the MCPTT user, that the MCPTT user is not authorised to cancel an emergency alert using the procedures defined in 3GPP TS 24.379 [9].

The <allow-offnetwork> element is of type Boolean, as specified in table 8.3.2.7-20, and corresponds to the "Authorised" element of clause 5.2.50 in 3GPP TS 24.483 [4].

Table 8.3.2.7-20: Values of <allow-offnetwork>

"true"	instructs the MCPTT server performing the originating participating MCPTT function for the MCPTT user, that the MCPTT user is authorised for off-network operation using the procedures defined in 3GPP TS 24.379 [9].
"false"	instructs the MCPTT server performing the originating participating MCPTT function for the MCPTT user, that the MCPTT user is not authorised for off-network operation using the procedures defined in 3GPP TS 24.379 [9].

The <allow-imminent-peril-change> element is of type Boolean, as specified in table 8.3.2.7-21, and corresponds to the "ImminentPerilCallChange" element of clause 5.2.57 in 3GPP TS 24.483 [4].

Table 8.3.2.7-21: Values of <allow-imminent-peril-change>

"true"	instructs the MCPTT server performing the originating participating MCPTT function for the MCPTT user, that the MCPTT user is authorised to change an off-network MCPTT group call in-progress to an off-network imminent peril group call using the procedures defined in 3GPP TS 24.379 [9]. The default value for the <allow-imminent-peril-change> element is "true"
"false"	instructs the MCPTT server performing the originating participating MCPTT function for the MCPTT user, that the MCPTT user is not authorised to change an off-network MCPTT group call in-progress to an off-network imminent peril group call using the procedures defined in 3GPP TS 24.379 [9].

The <allow-private-call-media-protection> element is of type Boolean, as specified in table 8.3.2.7-22, and corresponds to the "AllowedMediaProtection" element of clause 5.2.24 in 3GPP TS 24.483 [4].

Table 8.3.2.7-22: Values of <allow-private-call-media-protection>

"true"	instructs the MCPTT server performing the originating participating MCPTT function for the MCPTT user, that the MCPTT user is authorised to protect the confidentiality and integrity of media for on-network and off-network private calls. The default value for the <allow-private-call-media-protection> element is "true".
"false"	instructs the MCPTT server performing the originating participating MCPTT function for the MCPTT user, that the MCPTT user is not authorised to protect the confidentiality and integrity of media for on-network and off-network private calls.

The <allow-private-call-floor-control-protection> element is of type Boolean, as specified in table 8.3.2.7-23, and corresponds to the "AllowedFloorControlProtection" element of clause 5.2.25 in 3GPP 24.483 [4];

Table 8.3.2.7-23: Values of <allow-private-call-floor-control-protection>

"true"	instructs the MCPTT server performing the originating participating MCPTT function for the MCPTT user, that the MCPTT user is authorised to protect the confidentiality and integrity of floor control signalling for both on-network and off-network private calls
"false"	instructs the MCPTT server performing the originating participating MCPTT function for the MCPTT user, that the MCPTT user is not authorised to protect the confidentiality and integrity of floor control signalling for both on-network and off-network private calls

The <allow-request-affiliated-groups> element is of type Boolean, as specified in table 8.3.2.7-24, and does not appear in the user profile configuration managed object specified in 3GPP TS 24.483 [4].

Table 8.3.2.7-24: Values of <allow-request-affiliated-groups>

"true"	Indicates that the MCPTT user is authorised to request the list of MCPTT groups to which a specified MCPTT user is affiliated.
"false"	Indicates that the MCPTT user is not authorised to request the list of MCPTT groups to which the a specified MCPTT user is affiliated.

The <allow-request-to-affiliate-other-users> element is of type Boolean, as specified in table 8.3.2.7-25, and does not appear in the MCPTT user profile configuration managed object specified in 3GPP TS 24.483 [4].

Table 8.3.2.7-25: Values of <allow-request-to-affiliate-other-users>

"true"	Indicates that the MCPTT user is authorised to request specified MCPTT user(s) to be affiliated to/deaffiliated from specified MCPTT group(s).
"false"	Indicates that the MCPTT user is not authorised to request specified MCPTT user(s) to be affiliated to/deaffiliated from specified MCPTT group(s).

The <allow-recommend-to-affiliate-other-users> element is of type Boolean, as specified in table 8.3.2.7-26, and does not appear in the MCPTT user profile configuration managed object specified in 3GPP TS 24.483 [4].

Table 8.3.2.7-26: Values of <allow-recommend-to-affiliate-other-users>

"true"	Instructs the MCPTT server performing the originating participating MCPTT function for the MCPTT user, that the MCPTT user is authorised to recommend to specified MCPTT user(s) to affiliate to specified MCPTT group(s).
"false"	instructs the MCPTT server performing the originating participating MCPTT function for the MCPTT user, that the MCPTT user is not authorised to recommend to specified MCPTT user(s) to affiliate to specified MCPTT group(s).

The <allow-private-call-to-any-user> element is of type Boolean, as specified in table 8.3.2.7-27, and corresponds to the "AuthorisedAny" element of clause 5.2.14 in 3GPP TS 24.483 [4].

Table 8.3.2.7-27: Values of <allow-private-call-to-any-user>

"true"	instructs the MCPTT server performing the originating participating MCPTT function for the MCPTT user, that the MCPTT user is authorised to request a private call request using the procedures defined in 3GPP TS 24.379 [9]. The recipient is not constrained to MCPTT users identified in <entry> elements of the <PrivateCall> element i.e., to any MCPTT users.
"false"	instructs the MCPTT server performing the originating participating MCPTT function for the MCPTT user, to reject private call requests using the procedures defined in 3GPP TS 24.379 [9]. This shall be the default value taken in the absence of the element;

The <allow-regroup> element is of type Boolean, as specified in table 8.3.2.7-28, and corresponds to the "AllowedRegroup" element of clause 5.2.48D in 3GPP TS 24.483 [4].

Table 8.3.2.7-28: Values of <allow-regroup>

"true"	instructs the MCPTT server performing the originating participating MCPTT function for the MCPTT user, that the MCPTT user is locally authorised to send a dynamic regrouping request according to the procedures defined in 3GPP TS 24.481 [5].
"false"	instructs the MCPTT server performing the participating MCPTT function for the MCPTT user, that the MCPTT user is not locally authorised to send a dynamic regrouping request according to the procedures defined in 3GPP TS 24.481 [5].

The <allow-private-call-participation> element is of type Boolean, as specified in table 8.3.2.7-29, and corresponds to the "EnabledParticipation" element of clause 5.2.48G in 3GPP TS 24.483 [4].

Table 8.3.2.7-29: Values of <allow-private-call-participation>

"true"	instructs the MCPTT server performing the terminating participating MCPTT function for the MCPTT user, that the MCPTT user is authorised to participate in private calls that they are invited to using the procedures defined in 3GPP TS 24.379 [9].
"false"	instructs the MCPTT server performing the terminating participating MCPTT function for the MCPTT user, that the MCPTT user to reject private call requests that they are invited to using the procedures defined in 3GPP TS 24.379 [9].

The <allow-override-of-transmission> element is of type Boolean, as specified in table 8.3.2.7-30, and corresponds to the "AllowedTransmission" element of clause 5.2.48H in 3GPP TS 24.483 [4].

Table 8.3.2.7-30: Values of <allow-override-of-transmission>

"true"	instructs the MCPTT server performing the participating MCPTT function for the MCPTT user, that the MCPTT user is authorised to override transmission in a private call.
"false"	instructs the MCPTT server performing the participating MCPTT function for the MCPTT user, that the MCPTT user is not authorised to override transmission in a private call

The <allow-manual-off-network-switch> element is of type Boolean, as specified in table 8.3.2.7-31, and corresponds to the "AllowedManualSwitch" element of clause 5.2.48I in 3GPP TS 24.483 [4].

Table 8.3.2.7-31: Values of <allow-manual-off-network-switch>

"true"	instructs the MCPTT server performing the participating MCPTT function for the MCPTT user, that the MCPTT user is authorised to manually switch to off-network operation while in on-network operation using the procedures defined in 3GPP TS 24.379 [9].
"false"	instructs the MCPTT server performing the participating MCPTT function for the MCPTT user, that the MCPTT user is not authorised to manually switch to off-network operation while in on-network operation using the procedures defined in 3GPP TS 24.379 [9].

The <allow-listen-both-overriding-and-overridden> element is of type Boolean, as specified in table 8.3.2.7-32, and corresponds to the "AllowedListen" element of clause 5.2.54 in 3GPP TS 24.483 [4].

Table 8.3.2.7-32: Values of <allow-listen-both-overriding-and-overridden>

"true"	Indicates that the MCPTT user is allowed to listen both overriding and overridden transmissions during off-network operation.
"false"	Indicates that the MCPTT user is not allowed to listen both overriding and overridden transmissions during off-network operation.

The <allow-transmit-during-override> element is of type Boolean, as specified in table 8.3.2.7-33, and corresponds to the "AllowedTransmission" element of clause 5.2.55 in 3GPP TS 24.483 [4].

Table 8.3.2.7-33: Values of <allow-transmit-during-override>

"true"	Indicates that the MCPTT user is allowed to transmit in case of override (overriding and/or overridden).during off-network operation.
"false"	Indicates that the MCPTT user is not allowed to transmit in case of override (overriding and/or overridden).during off-network operation.

The <allow-off-network-group-call-change-to-emergency> element is of type Boolean, as specified in table 8.3.2.7-34, and corresponds to the "EmergencyCallChange" element of clause 5.2.56 in 3GPP TS 24.483 [4].

Table 8.3.2.7-34: Values of <allow-off-network-group-call-change-to-emergency>

"true"	Indicates that the MCPTT user is allowed to change an off-network group call in-progress to an off-network MCPTT emergency group call.
"false"	Indicates that the MCPTT user is not allowed to change an off-network group call in-progress to an off-network MCPTT emergency group call.

The <allow-revoke-transmit> element is of type Boolean, as specified in table 8.3.2.7-35, and does not appear in the MCPTT user profile configuration managed object specified in 3GPP TS 24.483 [4].

Table 8.3.2.7-35: Values of <allow-revoke-transmit>

"true"	instructs the MCPTT server performing the participating MCPTT function for the MCPTT user, that the MCPTT user is authorised to revoke the permission to transmit of another participant.
"false"	instructs the MCPTT server performing the participating MCPTT function for the MCPTT user, that the MCPTT user is not authorised to revoke the permission to transmit of another participant.

The <allow-create-group-broadcast-group> element is of type Boolean, as specified in table 8.3.2.7-36, and corresponds to the "Authorised" element of clause 5.2.46 in 3GPP TS 24.483 [4].

Table 8.3.2.7-36: Values of <allow-create-group-broadcast-group>

"true"	indicates that the MCPTT user is locally authorised to send a request to create a group-broadcast group according to the procedures of 3GPP TS 24.481 [5].
"false"	Indicates that the MCPTT user is not locally authorised to send a request to create a group-broadcast group according to the procedures of 3GPP TS 24.481 [5].

The <allow-create-user-broadcast-group> element is of type Boolean, as specified in table 8.3.2.7-37, and corresponds to the "Authorised" element of clause 5.2.48 in 3GPP TS 24.483 [4].

Table 8.3.2.7-37: Values of <allow-create-user-broadcast-group>

"true"	indicates that the MCPTT user is locally authorised to send a request to create a user-broadcast group according to the procedures of 3GPP TS 24.481 [5].
"false"	Indicates that the MCPTT user is not locally authorised to send a request to create a user-broadcast group according to the procedures of 3GPP TS 24.481 [5].

The <allow-request-private-call-call-back> element is of type Boolean, as specified in table 8.3.2.7-38, and corresponds to the "AllowedCallBackRequest" element of clause 5.2.48P in 3GPP TS 24.483 [4].

Table 8.3.2.7-38: Values of <allow-request-private-call-call-back>

"true"	indicates that the MCPTT user is authorised to request a private call call-back using the procedures defined in 3GPP TS 24.379 [9].
"false"	indicates that the MCPTT user is not authorised to request a private call call-back using the procedures defined in 3GPP TS 24.379 [9].

The <allow-cancel-private-call-call-back > element is of type Boolean, as specified in table 8.3.2.7-39, and corresponds to the "AllowedCallBackCancelRequest" element of clause 5.2.48Q in 3GPP TS 24.483 [4].

Table 8.3.2.7-39: Values of <allow-cancel-private-call-call-back>

"true"	indicates that the MCPTT user is authorised to cancel a private call call-back cancel using the procedures defined in 3GPP TS 24.379 [9].
"false"	indicates that the MCPTT user is not authorised to cancel a private call call-back using the procedures defined in 3GPP TS 24.379 [9].

The <allow-request-remote-initiated-ambient-listening> element is of type Boolean, as specified in table 8.3.2.7-40, and corresponds to the "AllowedRemoteInitiatedAmbientListening" element of clause 5.2.48R in 3GPP TS 24.483 [4].

Table 8.3.2.7-40: Values of <allow-request-remote-initiated-ambient-listening>

"true"	indicates that the MCPTT user is authorised to request a remote initiated ambient listening call using the procedures defined in 3GPP TS 24.379 [9].
"false"	indicates that the MCPTT user is not authorised to request a remote initiated ambient listening call using the procedures defined in 3GPP TS 24.379 [9].

The <allow-request-locally-initiated-ambient-listening> element is of type Boolean, as specified in table 8.3.2.7-41, and corresponds to the "AllowedLocallyInitiatedAmbientListening" element of clause 5.2.48S in 3GPP TS 24.483 [4].

Table 8.3.2.7-41: Values of <allow-request-locally-initiated-ambient-listening>

"true"	indicates that the MCPTT user is authorised to request a locally initiated ambient listening call using the procedures defined in 3GPP TS 24.379 [9].
"false"	indicates that the MCPTT user is not authorised to request a locally initiated ambient listening call using the procedures defined in 3GPP TS 24.379 [9].

The <allow-request-first-to-answer-call> element is of type Boolean, as specified in table 8.3.2.7-42, and corresponds to the "AllowedRequestFirstToAnswerCall" element of clause 5.2.48T in 3GPP TS 24.483 [4].

Table 8.3.2.7-42: Values of <allow-request-first-to-answer-call>

"true"	indicates that the MCPTT user is authorised to request a first-to-answer call using the procedures defined in 3GPP TS 24.379 [9].
"false"	indicates that the MCPTT user is not authorised to request a first-to-answer call using the procedures defined in 3GPP TS 24.379 [9].

The <allow-request-remote-init-private-call> element is of type Boolean, as specified in table 8.3.2.7-43, and corresponds to the "AllowedRequestRemoteInitPrivateCall" element of clause 5.2.48W1 in 3GPP TS 24.483 [4].

Table 8.3.2.7-43: Values of <allow-request-remote-init-private-call>

"true"	instructs the MCPTT server performing the participating MCPTT function for the MCPTT user, that the MCPTT user is authorised to request a remotely initiated private call using the procedures defined in 3GPP TS 24.379 [9].
"false"	instructs the MCPTT server performing the participating MCPTT function for the MCPTT user, that the MCPTT user is not authorised to request a remotely initiated private call using the procedures defined in 3GPP TS 24.379 [9].

The <allow-request-remote-init-group-call> element is of type Boolean, as specified in table 8.3.2.7-44, and corresponds to the "AllowedRequestRemoteInitGroupCall" element of clause 5.2.48W2 in 3GPP TS 24.483 [4].

Table 8.3.2.7-44: Values of <allow-request-remote-init-group-call>

"true"	instructs the MCPTT server performing the participating MCPTT function for the MCPTT user, that the MCPTT user is authorised to request a remotely initiated group call using the procedures defined in 3GPP TS 24.379 [9].
"false"	instructs the MCPTT server performing the participating MCPTT function for the MCPTT user, that the MCPTT user is not authorised to request a remotely initiated group call using the procedures defined in 3GPP TS 24.379 [9].

The <allow-query-functional-alias-other-user> element is of type Boolean, as specified in table 8.3.2.7-45, and corresponds to the "AllowedQueryFunctionalAliasOtherUser" element of clause 5.2.48W8 in 3GPP TS 24.483 [4].

Table 8.3.2.7-45: Values of <allow-query-functional-alias-other-user>

"true"	instructs the MCPTT server performing the participating MCPTT function for the MCPTT user, that the MCPTT user is authorised to query the functional alias(es) activated by another MCPTT user using the procedures defined in 3GPP TS 24.379 [9].
"false"	instructs the MCPTT server performing the participating MCPTT function for the MCPTT user, that the MCPTT user is not authorised to query the functional alias(es) activated by another MCPTT user using the procedures defined in 3GPP TS 24.379 [9].

The <allow-takeover-functional-alias-other-user> element is of type Boolean, as specified in table 8.3.2.7-46, and corresponds to the "AllowedTakeoverFunctionalAliasOtherUser" element of clause 5.2.48W9 in 3GPP TS 24.483 [4].

Table 8.3.2.7-46: Values of <allow-takeover-functional-alias-other-user>

"true"	instructs the MCPTT server performing the participating MCPTT function for the MCPTT user, that the MCPTT user is authorised to take over the functional alias(es) previously activated by another MCPTT user using the procedures defined in 3GPP TS 24.379 [9].
"false"	instructs the MCPTT server performing the participating MCPTT function for the MCPTT user, that the MCPTT user is not authorised to take over the functional alias(es) previously activated by another MCPTT user using the procedures defined in 3GPP TS 24.379 [9].

The <allow-location-info-when-talking> element is of type Boolean, as specified in table 8.3.2.7-47, and corresponds to the "AllowedLocationInfoWhenTalking" element of clause 5.2.48W10 in 3GPP TS 24.483 [4].

Table 8.3.2.7-47: Values of <allow-location-info-when-talking>

"true"	instructs the MCPTT user that it is authorised to send its location information on the signalling it uses to request the floor on a call; instructs the MCPTT server performing the participating MCPTT function for the MCPTT user that the location information for the MCPTT user is authorised to be sent to the MCPTT server performing the controlling MCPTT function for the call; instructs the MCPTT server performing the controlling MCPTT function for the call that it is authorised to send the location information for the MCPTT user, when the MCPTT user is talking, to other MCPTT users.
"false"	instructs the MCPTT user that it is not authorised to send its location information on the signalling it uses to request the floor on a call; instructs the MCPTT server performing the participating MCPTT function for the MCPTT user that the location information for the MCPTT user is not authorised to be sent to the MCPTT server performing the controlling MCPTT function for the call; instructs the MCPTT server performing the controlling MCPTT function for the call that it is not authorised to send the location information for the MCPTT user, when the MCPTT user is talking, to other MCPTT users on the call.

The <allow-to-receive-private-call-from-any-user> element is of type Boolean, as specified in table 8.3.2.7-28, and corresponds to the "AuthorisedIncomingAny" element of clause 5.2.48X in 3GPP TS 24.483 [4].

Table 8.3.2.7-48: Values of <allow-to-receive-private-call-from-any-user>

"true"	instructs the MCPTT server performing the terminating participating MCPTT function for the MCPTT user, that the MCPTT user is authorised to receive a private call request using the procedures defined in 3GPP TS 24.379 [9]. The recipient is not constrained to be called by MCPTT users identified in <entry> elements of the <IncomingPrivateCallList> element i.e., by any MCPTT user.
"false"	instructs the MCPTT server performing the terminating participating MCPTT function for the MCPTT user, to reject private call requests using the procedures defined in 3GPP TS 24.379 [9]. This shall be the default value taken in the absence of the element;

The <allow-to-receive-non-acknowledged-users-information> element is of type Boolean, as specified in table 8.3.2.7-49, and corresponds to the "AuthorisedReceiveNonAcknowledged" element of clause 5.2.48Z in 3GPP TS 24.483 [4].

Table 8.3.2.7-49: Values of <allow-to-receive-non-acknowledged-users-information>

"true"	instructs the MCPTT server performing the controlling MCPTT function for the MCPTT user, that the MCPTT user is authorised to receive information of all the users that did not acknowledge an invitation to a group call, and were affiliated and marked with the <on-network-required> on the group document.
"false"	instructs the MCPTT server performing the controlling MCPTT function for the MCPTT user, that the MCPTT user is not authorised to receive information of the users that did not acknowledge an invitation to a group call, and were affiliated and marked with the <on-network-required> on the group document.

The <allow-call-transfer> element is of type Boolean, as specified in table 8.3.2.7-50, and corresponds to the "AllowedCallTransfer" element of clause 5.2.48T1 in 3GPP TS 24.483 [4].

Table 8.3.2.7-50: Values of <allow-call-transfer>

"true"	instructs the MCPTT server performing the originating participating MCPTT function for the MCPTT user, that the MCPTT user is authorised to request a transfer of a private call using the procedures defined in 3GPP TS 24.379 [9].
"false"	instructs the MCPTT server performing the originating participating MCPTT function for the MCPTT user, to reject call transfer requests of private calls using the procedures defined in 3GPP TS 24.379 [9]. This shall be the default value taken in the absence of the element;

The <allow-call-transfer-to-any-user> element is of type Boolean, as specified in table 8.3.2.7-51, and corresponds to the "AllowedCallTransferAny" element of clause 5.2.48T2 in 3GPP TS 24.483 [4].

Table 8.3.2.7-51: Values of <allow-call-transfer-to-any-user>

"true"	instructs the MCPTT server performing the originating participating MCPTT function for the MCPTT user, that the MCPTT user is authorised to request the transfer of a private call to any user using the procedures defined in 3GPP TS 24.379 [9]. For call transfers to MCPTT IDs, the target is not constrained to be identified in <entry> elements of the <AllowedTargetMCPTTIDList> element, and for call transfers to functional aliases the target is not constrained to be identified in <entry> elements of the <AllowedTargetFunctionalAliasIDList> element i.e., to any MCPTT user.
"false"	instructs the MCPTT server performing the originating participating MCPTT function for the MCPTT user, to reject private call transfer requests to target users that are not present as entry elements in the lists of allowed targets for private call transfers (<AllowedTargetMCPTTIDList>/<AllowedTargetFunctionalAliasIDList>) using the procedures defined in 3GPP TS 24.379 [9]. This shall be the default value taken in the absence of the element;

The <allow-call-forwarding> element is of type Boolean, as specified in table 8.3.2.7-52, and does not appear in the MCPTT user profile configuration managed object specified in 3GPP TS 24.483 [4].

Table 8.3.2.7-52: Values of <allow-call-forwarding>

"true"	instructs the MCPTT server performing the terminating participating MCPTT function for the MCPTT user, that the MCPTT user is authorised to request forwarding immediate and no answer of a private call using the procedures defined in 3GPP TS 24.379 [9].
"false"	instructs the MCPTT server performing the terminating participating MCPTT function for the MCPTT user, to reject call forwarding immediate and no answer of private calls using the procedures defined in 3GPP TS 24.379 [9]. This shall be the default value taken in the absence of the element;

The <call-forwarding-on> element is of type Boolean, as specified in table 8.3.2.7-53, and does not appear in the MCPTT user profile configuration managed object specified in 3GPP TS 24.483 [4].

Table 8.3.2.7-53: Values of <call-forwarding-on>

"true"	instructs the MCPTT server performing the terminating participating MCPTT function for the MCPTT user, that the MCPTT user has forwarding immediate or call forwarding no answer of private calls using the procedures defined in 3GPP TS 24.379 [9] enabled.
"false"	instructs the MCPTT server performing the terminating participating MCPTT function for the MCPTT user, that the MCPTT user has call forwarding immediate or call forwarding no answer of private calls using the procedures defined in 3GPP TS 24.379 [9] disabled. This shall be the default value taken in the absence of the element;

The <forward-to-functional-alias> element is of type Boolean, as specified in table 8.3.2.7-54, and does not appear in the MCPTT user profile configuration managed object specified in 3GPP TS 24.483 [4].

Table 8.3.2.7-54: Values of <forward-to-functional-alias>

"true"	indicates that the target of the private call forwarding is a functional alias using the procedures defined in 3GPP TS 24.379 [9].
"false"	indicates that the target of the private call forwarding is a MCPTT ID using the procedures defined in 3GPP TS 24.379 [9]. This shall be the default value taken in the absence of the element;

The <allow-call-forward-manual-input> element is of type Boolean, as specified in table 8.3.2.7-55, and corresponds to the "AllowedCallForwardManualInput" element of clause 5.2.48T3 in 3GPP TS 24.483 [4].

Table 8.3.2.7-55: Values of <allow-call-forward-manual-input>

"true"	instructs the MCPTT server performing the originating participating MCPTT function for the MCPTT user, that the MCPTT user is authorised to request call forwarding based on manual user input of a private call to any MCPTT user using the procedures defined in 3GPP TS 24.379 [9].
"false"	instructs the MCPTT server performing the originating participating MCPTT function for the MCPTT user, to reject private call forwarding based on manual user input requests to any MCPTT user;

The <allow-functional-alias-binding-with-group> element is of type Boolean, as specified in table 8.3.2.7-56, and corresponds to the "AllowedFunctionalAliasGroupBinding" element of clause 5.2.48W11 in 3GPP TS 24.483 [4].

Table 8.3.2.7-56: Values of <allow-functional-alias-binding-with-group>

"true"	instructs the originating participating MCPTT function, serving the MCPTT user, that the MCPTT user is authorised to request the binding of a particular functional alias with a group or list of groups using the procedures defined in 3GPP TS 24.379 [9].
"false"	instructs the originating participating MCPTT function, serving the MCPTT user, that the MCPTT user is not authorised to request the binding of a particular functional alias with a group or list of groups and reject such requests using the procedures defined in 3GPP TS 24.379 [9].

The <allow-activate-adhoc-group-emergency-alert> element is of type Boolean, as specified in table 8.3.2.7-57, and corresponds to the "Authorised" element of clause 5.2.48W12A1 in 3GPP TS 24.483 [4].

Table 8.3.2.7-57: Values of <allow-activate-adhoc-group-emergency-alert>

"true"	instructs the MCPTT server performing the originating participating MCPTT function for the MCPTT user, that the MCPTT user is authorised to activate an adhoc group emergency alert using the procedures defined in 3GPP TS 24.379 [9].
"false"	instructs the MCPTT server performing the originating participating MCPTT function for the MCPTT user, that the MCPTT user is not authorised to activate an adhoc group emergency alert using the procedures defined in 3GPP TS 24.379 [9].

The <allow-cancel-adhoc-group-emergency-alert> element is of type Boolean, as specified in table 8.3.2.7-58, and corresponds to the "Cancel" element of clause 5.2.48W12A2 in 3GPP TS 24.483 [4].

Table 8.3.2.7-58: Values of <allow-cancel-adhoc-group-emergency-alert>

"true"	instructs the MCPTT server performing the originating participating MCPTT function for the MCPTT user, that the MCPTT user is authorised to cancel an adhoc group emergency alert using the procedures defined in 3GPP TS 24.379 [9].
"false"	instructs the MCPTT server performing the originating participating MCPTT function for the MCPTT user, that the MCPTT user is not authorised to cancel an adhoc group emergency alert using the procedures defined in 3GPP TS 24.379 [9].

The <allow-to-recv-adhoc-group-emergency-alert-participants-info> element is of type Boolean, as specified in table 8.3.2.7-59, and corresponds to the "AuthRecvParticipantInfo" element of clause 5.2.48W12A3 in 3GPP TS 24.483 [4].

Table 8.3.2.7-59: Values of <allow-to-recv-adhoc-group-emergency-alert-participants-info>

"true"	instructs the MCPTT server performing the terminating participating MCPTT function for the MCPTT user, that the MCPTT user is authorised to receive adhoc group emergency alert participants information using the procedures defined in 3GPP TS 24.379 [9].
"false"	instructs the MCPTT server performing the terminating participating MCPTT function for the MCPTT user, that the MCPTT user is not authorised to receive a adhoc group emergency alert participants information using the procedures defined in 3GPP TS 24.379 [9].

The <allow-to-setup-adhoc-group-call-using-emergency-alert-adhoc-group> element is of type Boolean, as specified in table 8.3.2.7-60, and corresponds to the "AuthSetupAdhocGroupCall" element of clause 5.2.48W12A4 in 3GPP TS 24.483 [4].

Table 8.3.2.7-60: Values of <allow-to-setup-adhoc-group-call-using-emergency-alert-adhoc-group>

"true"	instructs the MCPTT server performing the originating participating MCPTT function for the MCPTT user, that the MCPTT user is authorised to set up an adhoc group call using the adhoc group used for the adhoc group emergency alert using the procedures defined in 3GPP TS 24.379 [9].
"false"	instructs the MCPTT server performing the originating participating MCPTT function for the MCPTT user, that the MCPTT user is not authorised to set up an adhoc group call using the adhoc group used for the adhoc group emergency alert using the procedures defined in 3GPP TS 24.379 [9].

The <allow-adhoc-group-call> element is of type Boolean, as specified in table 8.3.2.7-61, and corresponds to the "Authorised" element of clause 5.2.48W12B1 in 3GPP TS 24.483 [4].

Table 8.3.2.7-61: Values of <allow-adhoc-group-call>

"true"	instructs the MCPTT server performing the originating participating MCPTT function for the MCPTT user, that the MCPTT user is authorised to request an adhoc group call using the procedures defined in 3GPP TS 24.379 [9].
"false"	instructs the MCPTT server performing the originating participating MCPTT function for the MCPTT user, that the MCPTT user is not authorised to request an adhoc group call using the procedures defined in 3GPP TS 24.379 [9].

The <allow-adhoc-group-call-participation> element is of type Boolean, as specified in table 8.3.2.7-62, and corresponds to the "AuthorisedParticipation" element of clause 5.2.48W12B2 in 3GPP TS 24.483 [4].

Table 8.3.2.7-62: Values of <allow-adhoc-group-call-participation>

"true"	instructs the MCPTT server performing the originating participating MCPTT function for the MCPTT user, that the MCPTT user is authorised to participate in adhoc group calls that they are invited to using the procedures defined in 3GPP TS 24.379 [9].
"false"	instructs the MCPTT server performing the originating participating MCPTT function for the MCPTT user, that the MCPTT user is not authorised to participate in adhoc group calls that they are invited to using the procedures defined in 3GPP TS 24.379 [9].

The <allow-emergency-adhoc-group-call> element is of type Boolean, as specified in table 8.3.2.7-63, and corresponds to the "AuthInitEmergencyCall" element of clause 5.2.48W12B3 in 3GPP TS 24.483 [4].

Table 8.3.2.7-63: Values of <allow-emergency-adhoc-group-call>

"true"	instructs the MCPTT server performing the originating participating MCPTT function for the MCPTT user, that the MCPTT user is authorised to request an adhoc group emergency call using the procedures defined in 3GPP TS 24.379 [9].
"false"	instructs the MCPTT server performing the originating participating MCPTT function for the MCPTT user, that the MCPTT user is not authorised to request an adhoc group emergency call using the procedures defined in 3GPP TS 24.379 [9].

The <allow-imminent-peril-adhoc-group-call> element is of type Boolean, as specified in table 8.3.2.7-64, and corresponds to the "AuthInitImminentPerilCall" element of clause 5.2.48W12B4 in 3GPP TS 24.483 [4].

Table 8.3.2.7-64: Values of <allow-imminent-peril-adhoc-group-call>

"true"	instructs the MCPTT server performing the originating participating MCPTT function for the MCPTT user, that the MCPTT user is authorised to request an adhoc group imminent-peril call using the procedures defined in 3GPP TS 24.379 [9].
"false"	instructs the MCPTT server performing the originating participating MCPTT function for the MCPTT user, that the MCPTT user is not authorised to request an adhoc group imminent-peril call using the procedures defined in 3GPP TS 24.379 [9].

The <allow-to-recv-adhoc-group-call-participants-info> element is of type Boolean, as specified in table 8.3.2.7-65, and corresponds to the "AuthRecvCallParticipantInfo" element of clause 5.2.48W12B5 in 3GPP TS 24.483 [4].

Table 8.3.2.7-65: Values of <allow-to-recv-adhoc-group-call-participants-info>

"true"	instructs the MCPTT server performing the terminating participating MCPTT function for the MCPTT user, that the MCPTT user is authorised to receive adhoc group call participants information using the procedures defined in 3GPP TS 24.379 [9].
"false"	instructs the MCPTT server performing the terminating participating MCPTT function for the MCPTT user, that the MCPTT user is not authorised to receive a adhoc group call participants information using the procedures defined in 3GPP TS 24.379 [9].

The <allow-to-modify-adhoc-group-call-participants-info> element is of type Boolean, as specified in table 8.3.2.7-66, and corresponds to the "AuthModifyCallParticipantInfo" element of clause 5.2.48W12B6 in 3GPP TS 24.483 [4].

Table 8.3.2.7-66: Values of <allow-to-modify-adhoc-group-call-participants-info>

"true"	instructs the MCPTT server performing the controlling MCPTT function for the MCPTT user, that the MCPTT user is authorised to modify adhoc group call participants information using the procedures defined in 3GPP TS 24.379 [9].
"false"	instructs the MCPTT server performing the controlling MCPTT function for the MCPTT user, that the MCPTT user is not authorised to modify adhoc group call participants information using the procedures defined in 3GPP TS 24.379 [9].

8.3.2.8 Naming Conventions

The name of user profile configuration document shall be in the format of a static "mcptt-user-profile"- string concatenated with the value of <user-profile-index> attribute and including ".xml" filetype. For instance, "mcptt-user-profile-9.xml" is the user profile document name for a profile with the index value of 9.

8.3.2.9 Global documents

The present document requires no global documents.

8.3.2.10 Resource interdependencies

This Application Usage is interdependent on user profile data in the MCPTT Database and the MCPTT Management Object.

8.3.2.11 Access Permissions Policies

The authorization and access policies for a user profile configuration document shall conform to those described in OMA OMA-TS-XDM_Core-V2_1-20120403-A [2] clause 5.1.5 "Authorization" and clause 5.6.7 "Access Permissions Document" with the following exceptions:

- 1) The Principal (i.e., the user) of the user profile configuration document shall have permission to create, modify, or delete <alias-entry> child elements of the <UserAlias> elements, if the rule of the Access Permissions document associated with the user profile configuration document contains the action element <allow-any-operation-own-data>, as specified in OMA OMA-TS-XDM_Core-V2_1-20120403-A [2] clause 5.6.7 "Access Permissions Document".

8.3.2.12 Subscription to Changes

The User Access Policy Application Usage shall support subscription to changes as specified in clause 6.3.13.3.

MCPTT user profile configuration documents are kept as XDM collections. Therefore, it is possible to subscribe to all MCPTT user profile configuration documents of a MCPTT user according to XCAP URI construction convention of a trailing '/', as specified in IETF RFC 5875 [11].

8.4 MCPTT service configuration document

8.4.1 General

The MCPTT service configuration document is specified in this clause. The MCPTT service configuration document content is based on requirements of Annex A.5 of 3GPP TS 23.379 [8], and structure and procedures of OMA OMA-TS-XDM_Core-V2_1-20120403-A [2]. The usage of an MCPTT service configuration in the MCPTT service is described in 3GPP TS 24.379 [9] and 3GPP TS 24.380 [10]. The schema definition is provided in clause 8.4.2.3. Each mission critical organization is configured with an MCPTT service configuration document.

8.4.2 Coding

8.4.2.1 Structure

The service configuration document structure is specified in this clause.

The <service configuration> document:

- 1) shall include a "domain" attribute;
- 2) may include a <common> element;
- 3) may include an <on-network> element;

- 4) may include an <off-network> element; and
- 5) may include any other attribute for the purposes of extensibility.

The <common> element:

- 1) may include a <min-length-alias> element;
- 2) may contain a <broadcast-group> element containing:
 - a) a <num-levels-group-hierarchy> element; and
 - b) a <num-levels-user-hierarchy> element;

The <on-network> element:

- 1) may contain a <emergency-call> element containing:
 - a) a <private-cancel-timeout> element; and
 - b) a <group-time-limit> element.
- 2) may contain a <private-call> element containing:
 - a) a <hang-time> element;
 - b) a <max-duration-with-floor-control> element; and
 - c) a <max-duration-without-floor-control> element;
- 3) may contain a <num-levels-hierarchy> element;
- 4) may contain a <transmit-time> element containing:
 - a) a <time-limit> element; and
 - b) a <time-warning> element;
- 5) may contain a <hang-time-warning> element;
- 6) may contain a <floor-control-queue> element containing:
 - a) a <depth> element; and
 - b) a <max-user-request-time> element; and
- 7) shall contain a <fc-timers-counters> element containing:
 - a) a <T1-end-of-rtp-media> element;
 - b) a <T3-stop-talking-grace> element;
 - c) a <T7-floor-idle> element;
 - d) a <T8-floor-revoke> element;
 - e) a <T11-end-of-RTP-dual> element;
 - f) a <T12-stop-talking-dual> element;
 - g) a <T15-conversation> element;
 - h) a <T16-map-group-to-bearer> element;
 - i) a <T17-unmap-group-to-bearer> element;
 - j) a <T20-floor-granted> element;
 - k) a <T25-mbs-conversation> element;

- l) a <T26-map-group-to-session-stream> element;
 - m) a <T27-unmap-group-from-session-stream> element;
 - n) a <T55-connect> element;
 - o) a <T56-disconnect> element;
 - p) a <C7-floor-idle> element;
 - q) a <C17-unmap-group-to-bearer> element;
 - r) a <C20-floor-granted> element;
 - s) a <C27-unmap-group-from-session-stream> element;
 - t) a <C55-connect> element; and
 - u) a <C56-disconnect> element;
- 8) may contain a <signalling-protection> element containing:
- a) a <confidentiality-protection> element; and
 - b) an <integrity-protection> element;
- 9) shall include one <emergency-resource-priority> element containing:
- a) one <resource-priority-namespace> string element containing a namespace defined in IETF RFC 8101 [20]; and
 - b) one <resource-priority-priority> string element element containing a priority level in the range specified in IETF RFC 8101 [20];
- 10) shall include one <imminent-peril-resource-priority> element containing:
- a) one <resource-priority-namespace> string element containing a namespace defined in IETF RFC 8101 [20]; and
 - b) one <resource-priority-priority> string element element containing a priority level in the range specified in IETF RFC 8101 [20];
- 11) shall include one <normal-resource-priority> element containing:
- a) one <resource-priority-namespace> string element containing a namespace defined in IETF RFC 8101 [20]; and
 - b) one <resource-priority-priority> string element element containing a priority level in the range specified in IETF RFC 8101 [20]; and
- 12) may contain a <protection-between-mcptt-servers> element containing:
- a) an <allow-signalling-protection> element; and
 - b) an <allow-floor-control-protection> element; and
- 13) may contain an <anyExt> element containing:
- a) a <functional-alias-list> element containing one or more <functional-alias-entry> elements each containing:
 - i) a <functional-alias> element;
 - ii) a <max-simultaneous-activations> element;
 - iii) an <allow-takeover> element;
 - iv) an <mcptt-user-list> element; and

- v) may contain an <anyExt> element containing a <functional-alias-priority> element; and
- b) a <max-simultaneous-authorizations> element;
- c) a <max-immediate-forwardings> element; and
- d) may contain a <adhoc-group-call> element containing:
 - i) an <allow-adhoc-group-call-support> element;
 - ii) a <max-no-participants> element;
 - iii) a <hang-time> element; and
 - iv) a <max-duration-of-call> element.

The <off-network> element:

- 1) may contain a <emergency-call> element containing:
 - a) a <private-cancel-timeout> element; and
 - b) a <group-time-limit> element.
- 2) may contain a <private-call> element containing:
 - a) a <hang-time> element; and
 - b) a <max-duration-with-floor-control> element;
- 3) may contain a <num-levels-hierarchy> element;
- 4) may contain a <transmit-time> element containing:
 - a) a <time-limit> element; and
 - b) a <time-warning> element.
- 5) may contain a <hang-time-warning> element;
- 6) may contain a <default-prose-per-packet-priority> element;
- 7) may contain a <allow-log-metadata> element; and
- 8) may contain a <default-pqi> element.

8.4.2.2 Application Unique ID

The AUID shall be set to "org.3gpp.mcptt.service-config".

8.4.2.3 XML Schema

```
<?xml version="1.0" encoding="UTF-8"?>
<xs:schema attributeFormDefault="unqualified" elementFormDefault="qualified"
xmlns:xs="http://www.w3.org/2001/XMLSchema"
targetNamespace="urn:3gpp:ns:mcpttServiceConfig:1.0"
xmlns:mcpttsc="urn:3gpp:ns:mcpttServiceConfig:1.0">
<xs:import namespace="http://www.w3.org/XML/1998/namespace"
schemaLocation="http://www.w3.org/2001/xml.xsd"/>
<!-- the root element -->
  <xs:element name="service-configuration-info" type="mcpttsc:service-configuration-info-Type"/>

<!-- the root type -->
<!-- this is refined with one or more sub-types -->
  <xs:complexType name="service-configuration-info-Type">
    <xs:sequence>
      <xs:element name="service-configuration-params" type="mcpttsc:service-configuration-params-
Type" minOccurs="0"/>
      <xs:element name="anyExt" type="mcpttsc:anyExtType" minOccurs="0"/>
      <xs:any namespace="##other" processContents="lax" minOccurs="0" maxOccurs="unbounded"/>
    </xs:sequence>
  </xs:complexType>
</xs:schema>
```

```

    </xs:sequence>
    <xs:anyAttribute namespace="##any" processContents="lax"/>
  </xs:complexType>

<!-- definition of the service-configuration-params-Type subtype-->
<xs:complexType name="service-configuration-params-Type">
  <xs:sequence>
    <xs:element name="common" type="mcpttsc:commonType" minOccurs="0" maxOccurs="unbounded"/>
    <xs:element name="on-network" type="mcpttsc:on-networkType" minOccurs="0"
maxOccurs="unbounded"/>
    <xs:element name="off-network" type="mcpttsc:off-networkType" minOccurs="0"
maxOccurs="unbounded"/>
    <xs:element name="anyExt" type="mcpttsc:anyExtType" minOccurs="0"/>
    <xs:any namespace="##other" processContents="lax" minOccurs="0" maxOccurs="unbounded"/>
  </xs:sequence>
  <xs:attribute name="domain" type="xs:anyURI" use="required"/>
  <xs:anyAttribute namespace="##any" processContents="lax"/>
</xs:complexType>

<xs:complexType name="commonType">
  <xs:sequence>
    <xs:element name="min-length-alias" type="xs:unsignedShort" minOccurs="0"/>
    <xs:element name="broadcast-group" type="mcpttsc:broadcast-groupType" minOccurs="0"/>
    <xs:element name="anyExt" type="mcpttsc:anyExtType" minOccurs="0"/>
    <xs:any namespace="##other" processContents="lax" minOccurs="0" maxOccurs="unbounded"/>
  </xs:sequence>
  <xs:anyAttribute namespace="##any" processContents="lax"/>
</xs:complexType>

<xs:complexType name="on-networkType">
  <xs:sequence>
    <xs:element name="emergency-call" type="mcpttsc:emergency-callType" minOccurs="0"/>
    <xs:element name="private-call" type="mcpttsc:private-callType" minOccurs="0"/>
    <xs:element name="num-levels-priority-hierarchy" type="mcpttsc:priorityhierarchyType"
minOccurs="0"/>
    <xs:element name="transmit-time" type="mcpttsc:transmit-timeType" minOccurs="0"/>
    <xs:element name="hang-time-warning" type="xs:duration" minOccurs="0"/>
    <xs:element name="floor-control-queue" type="mcpttsc:floor-control-queueType" minOccurs="0"/>
    <xs:element name="fc-timers-counters" type="mcpttsc:fc-timers-countersType"/>
    <xs:element name="signalling-protection" type="mcpttsc:signalling-protectionType"
minOccurs="0"/>
    <xs:element name="protection-between-mcptt-servers" type="mcpttsc:server-protectionType"
minOccurs="0"/>
    <xs:element name="emergency-resource-priority" type="mcpttsc:resource-priorityType"/>
    <xs:element name="imminent-peril-resource-priority" type="mcpttsc:resource-priorityType"/>
    <xs:element name="normal-resource-priority" type="mcpttsc:resource-priorityType"/>
    <xs:element name="anyExt" type="mcpttsc:anyExtType" minOccurs="0"/>
    <xs:any namespace="##other" processContents="lax" minOccurs="0" maxOccurs="unbounded"/>
  </xs:sequence>
  <xs:anyAttribute namespace="##any" processContents="lax"/>
</xs:complexType>

<xs:complexType name="off-networkType">
  <xs:sequence>
    <xs:element name="emergency-call" type="mcpttsc:emergency-callType" minOccurs="0"/>
    <xs:element name="private-call" type="mcpttsc:private-callType" minOccurs="0"/>
    <xs:element name="num-levels-priority-hierarchy" type="mcpttsc:priorityhierarchyType"
minOccurs="0"/>
    <xs:element name="transmit-time" type="mcpttsc:transmit-timeType" minOccurs="0"/>
    <xs:element name="hang-time-warning" type="xs:duration" minOccurs="0"/>
    <xs:element name="default-prose-per-packet-priority" type="mcpttsc:default-prose-per-packet-
priorityType" minOccurs="0"/>
    <xs:element name="allow-log-metadata" type="xs:boolean" minOccurs="0"/>
    <xs:element name="default-pqi" type="mcpttsc:default-pqiType" minOccurs="0"/>
    <xs:element name="anyExt" type="mcpttsc:anyExtType" minOccurs="0"/>
    <xs:any namespace="##other" processContents="lax" minOccurs="0" maxOccurs="unbounded"/>
  </xs:sequence>
  <xs:anyAttribute namespace="##any" processContents="lax"/>
</xs:complexType>

<xs:complexType name="private-callType">
  <xs:sequence>
    <xs:element name="hang-time" type="xs:duration" minOccurs="0"/>
    <xs:element name="max-duration-with-floor-control" type="xs:duration" minOccurs="0"/>
    <xs:element name="max-duration-without-floor-control" type="xs:duration" minOccurs="0"/>
    <xs:element name="anyExt" type="mcpttsc:anyExtType" minOccurs="0"/>
    <xs:any namespace="##other" processContents="lax" minOccurs="0" maxOccurs="unbounded"/>
  </xs:sequence>

```

```
<xs:anyAttribute namespace="##any" processContents="lax"/>
</xs:complexType>

<xs:complexType name="broadcast-groupType">
  <xs:sequence>
    <xs:element name="num-levels-group-hierarchy" type="xs:unsignedShort" minOccurs="0"/>
    <xs:element name="num-levels-user-hierarchy" type="xs:unsignedShort" minOccurs="0"/>
    <xs:element name="anyExt" type="mcpttsc:anyExtType" minOccurs="0"/>
    <xs:any namespace="##other" processContents="lax" minOccurs="0" maxOccurs="unbounded"/>
  </xs:sequence>
  <xs:anyAttribute namespace="##any" processContents="lax"/>
</xs:complexType>

<xs:complexType name="fc-timers-countersType">
  <xs:sequence>
    <xs:element name="T1-end-of-rtp-media" type="xs:duration"/>
    <xs:element name="T3-stop-talking-grace" type="xs:duration"/>
    <xs:element name="T7-floor-idle" type="xs:duration"/>
    <xs:element name="T8-floor-revoke" type="xs:duration"/>
    <xs:element name="T11-end-of-RTP-dual" type="xs:duration"/>
    <xs:element name="T12-stop-talking-dual" type="xs:duration"/>
    <xs:element name="T15-conversation" type="xs:duration"/>
    <xs:element name="T16-map-group-to-bearer" type="xs:duration"/>
    <xs:element name="T17-unmap-group-to-bearer" type="xs:duration"/>
    <xs:element name="T20-floor-granted" type="xs:duration"/>
    <xs:element name="T25-mbs-conversation" type="xs:duration"/>
    <xs:element name="T26-map-group-to-session-stream" type="xs:duration"/>
    <xs:element name="T27-unmap-group-from-session-stream" type="xs:duration"/>
    <xs:element name="T55-connect" type="xs:duration"/>
    <xs:element name="T56-disconnect" type="xs:duration"/>
    <xs:element name="C7-floor-idle" type="xs:unsignedShort"/>
    <xs:element name="C17-unmap-group-to-bearer" type="xs:unsignedShort"/>
    <xs:element name="C20-floor-granted" type="xs:unsignedShort"/>
    <xs:element name="C27-unmap-group-from-session-stream" type="xs:unsignedShort"/>
    <xs:element name="C55-connect" type="xs:unsignedShort"/>
    <xs:element name="C56-disconnect" type="xs:unsignedShort"/>
    <xs:element name="anyExt" type="mcpttsc:anyExtType" minOccurs="0"/>
    <xs:any namespace="##other" processContents="lax" minOccurs="0" maxOccurs="unbounded"/>
  </xs:sequence>
  <xs:anyAttribute namespace="##any" processContents="lax"/>
</xs:complexType>

<xs:complexType name="emergency-callType">
  <xs:sequence>
    <xs:element name="private-cancel-timeout" type="xs:duration" minOccurs="0"/>
    <xs:element name="group-time-limit" type="xs:duration" minOccurs="0"/>
    <xs:element name="anyExt" type="mcpttsc:anyExtType" minOccurs="0"/>
    <xs:any namespace="##other" processContents="lax" minOccurs="0" maxOccurs="unbounded"/>
  </xs:sequence>
  <xs:anyAttribute namespace="##any" processContents="lax"/>
</xs:complexType>

<xs:complexType name="transmit-timeType">
  <xs:sequence>
    <xs:element name="time-limit" type="xs:duration" minOccurs="0"/>
    <xs:element name="time-warning" type="xs:duration" minOccurs="0"/>
    <xs:element name="anyExt" type="mcpttsc:anyExtType" minOccurs="0"/>
    <xs:any namespace="##other" processContents="lax" minOccurs="0" maxOccurs="unbounded"/>
  </xs:sequence>
  <xs:anyAttribute namespace="##any" processContents="lax"/>
</xs:complexType>

<xs:complexType name="floor-control-queueType">
  <xs:sequence>
    <xs:element name="depth" type="xs:unsignedShort" minOccurs="0"/>
    <xs:element name="max-user-request-time" type="xs:duration" minOccurs="0"/>
    <xs:element name="anyExt" type="mcpttsc:anyExtType" minOccurs="0"/>
    <xs:any namespace="##other" processContents="lax" minOccurs="0" maxOccurs="unbounded"/>
  </xs:sequence>
  <xs:anyAttribute namespace="##any" processContents="lax"/>
</xs:complexType>

<xs:complexType name="default-prose-per-packet-priorityType">
  <xs:sequence>
    <xs:element name="mcptt-private-call-signalling" type="xs:unsignedShort" minOccurs="0"/>
    <xs:element name="mcptt-private-call-media" type="xs:unsignedShort" minOccurs="0"/>
    <xs:element name="mcptt-emergency-private-call-signalling" type="xs:unsignedShort"
minOccurs="0"/>
  </xs:sequence>
  <xs:anyAttribute namespace="##any" processContents="lax"/>
</xs:complexType>
```



```

    <xs:element name="mcptt-emergency-private-call-media" type="xs:unsignedShort" minOccurs="0"/>
    <xs:element name="anyExt" type="mcpttsc:anyExtType" minOccurs="0"/>
    <xs:any namespace="##other" processContents="lax" minOccurs="0" maxOccurs="unbounded"/>
  </xs:sequence>
</xs:complexType>

<xs:complexType name="default-pqiType">
  <xs:sequence>
    <xs:element name="mcptt-private-call-signalling" type="xs:unsignedShort" minOccurs="0"/>
    <xs:element name="mcptt-private-call-media" type="xs:unsignedShort" minOccurs="0"/>
    <xs:element name="mcptt-emergency-private-call-signalling" type="xs:unsignedShort"
minOccurs="0"/>
    <xs:element name="mcptt-emergency-private-call-media" type="xs:unsignedShort" minOccurs="0"/>
    <xs:element name="anyExt" type="mcpttsc:anyExtType" minOccurs="0"/>
    <xs:any namespace="##other" processContents="lax" minOccurs="0" maxOccurs="unbounded"/>
  </xs:sequence>
  <xs:anyAttribute namespace="##any" processContents="lax"/>
</xs:complexType>

<xs:complexType name="signalling-protectionType">
  <xs:sequence>
    <xs:element name="confidentiality-protection" type="xs:boolean" minOccurs="0" default="true"/>
    <xs:element name="integrity-protection" type="xs:boolean" minOccurs="0" default="true"/>
    <xs:element name="anyExt" type="mcpttsc:anyExtType" minOccurs="0"/>
    <xs:any namespace="##other" processContents="lax" minOccurs="0" maxOccurs="unbounded"/>
  </xs:sequence>
  <xs:anyAttribute namespace="##any" processContents="lax"/>
</xs:complexType>

<xs:complexType name="server-protectionType">
  <xs:sequence>
    <xs:element name="allow-signalling-protection" type="xs:boolean" minOccurs="0"
default="true"/>
    <xs:element name="allow-floor-control-protection" type="xs:boolean" minOccurs="0"
default="true"/>
    <xs:element name="anyExt" type="mcpttsc:anyExtType" minOccurs="0"/>
    <xs:any namespace="##other" processContents="lax" minOccurs="0" maxOccurs="unbounded"/>
  </xs:sequence>
  <xs:anyAttribute namespace="##any" processContents="lax"/>
</xs:complexType>

<xs:complexType name="resource-priorityType">
  <xs:sequence>
    <xs:element name="resource-priority-namespace" type="xs:string"/>
    <xs:element name="resource-priority-priority" type="xs:string"/>
    <xs:element name="anyExt" type="mcpttsc:anyExtType" minOccurs="0"/>
    <xs:any namespace="##other" processContents="lax" minOccurs="0" maxOccurs="unbounded"/>
  </xs:sequence>
  <xs:anyAttribute namespace="##any" processContents="lax"/>
</xs:complexType>

<!-- simple type for priority element -->
<xs:simpleType name="priorityhierarchyType">
  <xs:restriction base="xs:unsignedShort">
    <xs:minInclusive value="4"/>
    <xs:maxInclusive value="256"/>
  </xs:restriction>
</xs:simpleType>

<!-- child elements of anyExt element of on-network element -->
<xs:element name="functional-alias-list" type="mcpttsc:functional-alias-listType"/>

<xs:complexType name="functional-alias-listType">
  <xs:sequence>
    <xs:element name="functional-alias-entry" type="mcpttsc:functional-alias-entryType"
minOccurs="0" maxOccurs="unbounded"/>
    <xs:element name="anyExt" type="mcpttsc:anyExtType" minOccurs="0"/>
    <xs:any namespace="##other" processContents="lax" minOccurs="0" maxOccurs="unbounded"/>
  </xs:sequence>
  <xs:anyAttribute namespace="##any" processContents="lax"/>
</xs:complexType>

<xs:complexType name="functional-alias-entryType">
  <xs:sequence>
    <xs:element name="functional-alias" type="xs:anyURI"/>
    <xs:element name="max-simultaneous-activations" type="xs:positiveInteger"/>
    <xs:element name="allow-takeover" type="xs:boolean"/>
  </xs:sequence>
</xs:complexType>

```

```

    <xs:element name="mcptt-user-list" type="mcpttsc:ListEntryType"/>
    <xs:element name="anyExt" type="mcpttsc:anyExtType" minOccurs="0"/>
    <xs:any namespace="##other" processContents="lax" minOccurs="0" maxOccurs="unbounded"/>
  </xs:sequence>
  <xs:anyAttribute namespace="##any" processContents="lax"/>
</xs:complexType>

<xs:element name="functional-alias-priority" type="xs:positiveInteger"/>
<xs:element name="max-simultaneous-authorizations" type="xs:positiveInteger"/>
<xs:element name="max-immediate-forwardings" type="xs:positiveInteger"/>

<!-- child elements of anyExt element of on-network element to support adhoc group calls -->

<xs:element name="adhoc-group-call" type="mcpttsc:adhoc-group-callType"/>
<xs:complexType name="adhoc-group-callType">
  <xs:sequence>
    <xs:element name="allow-adhoc-group-call-support" type="xs:boolean"/>
    <xs:element name="max-no-participants" type="xs:positiveInteger"/>
    <xs:element name="hang-time" type="xs:duration" minOccurs="0"/>
    <xs:element name="max-duration-of-call" type="xs:duration" minOccurs="0"/>
    <xs:element name="anyExt" type="mcpttsc:anyExtType" minOccurs="0"/>
    <xs:any namespace="##other" processContents="lax" minOccurs="0" maxOccurs="unbounded"/>
  </xs:sequence>
  <xs:anyAttribute namespace="##any" processContents="lax"/>
</xs:complexType>
<xs:complexType name="ListEntryType">
  <xs:choice minOccurs="0" maxOccurs="unbounded">
    <xs:element name="entry" type="mcpttsc:EntryType"/>
    <xs:element name="anyExt" type="mcpttsc:anyExtType" minOccurs="0"/>
    <xs:any namespace="##other" processContents="lax" minOccurs="0" maxOccurs="unbounded"/>
  </xs:choice>
  <xs:attribute ref="xml:lang"/>
  <xs:attributeGroup ref="mcpttsc:IndexType"/>
  <xs:anyAttribute namespace="##any" processContents="lax"/>
</xs:complexType>

<xs:complexType name="EntryType">
  <xs:sequence>
    <xs:element name="uri-entry" type="xs:anyURI"/>
    <xs:element name="display-name" type="mcpttsc:DisplayNameElementType" minOccurs="0"/>
    <xs:element name="anyExt" type="mcpttsc:anyExtType" minOccurs="0"/>
    <xs:any namespace="##other" processContents="lax" minOccurs="0" maxOccurs="unbounded"/>
  </xs:sequence>
  <xs:attributeGroup ref="mcpttsc:IndexType"/>
  <xs:anyAttribute namespace="##any" processContents="lax"/>
</xs:complexType>

<xs:attributeGroup name="IndexType">
  <xs:attribute name="index" type="xs:token"/>
</xs:attributeGroup>

<xs:complexType name="DisplayNameElementType">
  <xs:simpleContent>
    <xs:extension base="xs:string">
      <xs:attribute ref="xml:lang"/>
      <xs:anyAttribute namespace="##any" processContents="lax"/>
    </xs:extension>
  </xs:simpleContent>
</xs:complexType>

<xs:complexType name="anyExtType">
  <xs:sequence>
    <xs:any namespace="##any" processContents="lax" minOccurs="0" maxOccurs="unbounded"/>
  </xs:sequence>
</xs:complexType>
</xs:schema>

```

8.4.2.4 Default Document Namespace

The default document namespace used in evaluating URIs shall be "urn:3gpp:ns:mcpttServiceConfig:1.0".

8.4.2.5 MIME type

The MIME type for the service configuration document shall be "vnd.3gpp.mcptt-service-config+xml".

8.4.2.6 Validation Constraints

If the AUID value of the document URI or node URI in the Request-URI is other than that specified in clause 8.4.2.2, then the configuration management server shall return an HTTP 409 (Conflict) response including the XCAP error element <constraint-failure>. If included, the "phrase" attribute should be set to "invalid application id used".

The service configuration document shall conform to the XML Schema described in clause 8.4.2.3.

The <service-configuration-info> element is the root element of the XML document. The <service-configuration-info> element can contain sub-elements.

NOTE 1: The sub-elements of the <service-configuration-info> are validated by the <xs:any namespace="##any" processContents="lax" minOccurs="0" maxOccurs="unbounded"/> particle of the <mcptt-info> element.

The <service-configuration-params> element is a subelement of the <service-configuration-info> element.

If the <service-configuration-info> element does not contain a <service-configuration-params> element, then the configuration management server shall return an HTTP 409 (Conflict) response including the XCAP error element <constraint-failure>. If included, the "phrase" attribute should be set to "mandatory element is missing".

If the <service-configuration-params> element does not include a <common> element, an <on-network> element or an <off-network> element, then the configuration management server shall return an HTTP 409 (Conflict) response including the XCAP error element <constraint-failure>. If included, the "phrase" attribute should be set to "mandatory element is missing".

The <service-configuration-params> element shall contain either:

- 1) one <common> element only;
- 2) one <common> element and one <on-network> element;
- 3) one <common> element and one <off-network> element;
- 4) one <on-network> element only;
- 5) one <off-network> element only;
- 6) one <on-network> element and one <off-network> element; or
- 7) one <common> element, one <on-network> element and one <off-network> element.

If the <service-configuration-params> element does not conform to one of the seven choices above, then the configuration management server shall return an HTTP 409 (Conflict) response including the XCAP error element <constraint-failure>. If included, the "phrase" attribute should be set to "semantic error".

If the "domain" attribute does not contain a syntactically correct domain name, then the configuration management server shall return an HTTP 409 (Conflict) response including the XCAP error element <constraint-failure>. If included, the "phrase" attribute should be set to "syntactically incorrect domain name".

If the "domain" attribute contains an unknown domain name, then the configuration management server shall return an HTTP 409 (Conflict) response including the XCAP error element <constraint-failure>. If included, the "phrase" attribute should be set to "unknown domain name".

The value of the <min-length-alias> element in the <common> element refers to variable N3 defined in Annex A of 3GPP TS 22.179 [3] and contains a value between 0 and 255.

If the <min-length-alias> element of the <common> element contains a value greater than 255, then the configuration management server shall return an HTTP 409 (Conflict) response including the XCAP error element <constraint-failure>. If included, the "phrase" attribute should be set to "element value out of range".

The value of the <num-levels-group-hierarchy> element in the <broadcast-group> element refers to variable B1 defined in Annex A of 3GPP TS 22.179 [3].

The value of the <num-levels-user-hierarchy> element in the <broadcast-group> element refers to variable B2 defined in Annex A of 3GPP TS 22.179 [3].

The value of the <min-length-alias>, the <num-levels-group-hierarchy> element, the <num-levels-user-hierarchy> element or the <depth> element do not contain a semantically valid value, then the configuration management server shall return an HTTP 409 (Conflict) response including the XCAP error element <constraint-failure>. If included, the "phrase" attribute should be set to "semantic error".

If the <off-network> element contains a <private-call> element with a <max-duration-without-floor-control> element, it shall be ignored.

If any of the constituent elements of the <default-prose-per-packet-priority> element contain a value less than 1 and greater than 8, then the configuration management server shall return an HTTP 409 (Conflict) response including the XCAP error element <constraint-failure>. If included, the "phrase" attribute should be set to "element value out of range".

NOTE 2: The higher the <default-prose-per-packet-priority> value, the higher the priority given to the signalling or media.

If any of the constituent elements of the <default-pqi> element contain a value other than 21-26, 55-61 and 90-93, then the configuration management server shall return an HTTP 409 (Conflict) response including the XCAP error element <constraint-failure>. If included, the "phrase" attribute should be set to "element value out of range".

The "resource-priority-namespace" element contained in the "emergency-resource-priority" element shall have an MCPTT namespace value as specified in IETF RFC 8101 [20].

The "resource-priority-priority" element contained in the "emergency-resource-priority" element shall have a value greater than or equal to the value of the "resource-priority-priority" element contained in the "imminent-peril-resource-priority" element and shall be a priority level specified in IETF RFC 8101 [20].

The "resource-priority-namespace" element contained in the "imminent-peril-resource-priority" element shall have an MCPTT namespace value as specified in IETF RFC 8101 [20].

The "resource-priority-priority" element contained in the "imminent-peril-resource-priority" element shall have a value greater than or equal to the value of the "resource-priority-priority" element contained in the "normal-resource-priority" element and shall be a priority level specified in IETF RFC 8101 [20].

The "resource-priority-namespace" element contained in the "normal-resource-priority" element shall have an MCPTT namespace value as specified in IETF RFC 8101 [20].

The "resource-priority-priority" element contained in the "normal-resource-priority" element shall have a value that is a priority level specified in IETF RFC 8101 [20].

NOTE 3: The values used for the "emergency-resource-priority", "imminent-peril-resource-priority" and "normal-resource-priority" elements need to be carefully agreed to by the MCPTT operator and the network operator.

The following elements conform to the "xs: duration" XML type:

- 1) <hang-time>;
- 2) <hang-time-warning>;
- 3) <max-duration-with-floor-control>;
- 4) <max-duration-without-floor-control>;
- 5) <private-cancel-timeout>;
- 6) <group-time-limit>;
- 7) <max-user-request-time>;
- 8) <time-limit>;
- 9) <time-warning>;
- 10) <T1-end-of-rtp-media>;
- 11) <T3-stop-talking-grace>;

- 12) <T7-floor-idle>;
- 13) <T8-floor-revoke>;
- 14) <T11-end-of-RTP-dual>;
- 15) <T12-stop-talking-dual>;
- 16) <T15-conversation>;
- 17) <T16-map-group-to-bearer>;
- 18) <T17-unmap-group-to-bearer>;
- 19) <T20-floor-granted>;
- 20) <T25-mbs-conversation>;
- 21) <T26-map-group-to-session-stream>;
- 22) <T27-unmap-group-from-session-stream>;
- 23) <T55-connect>;
- 24) <T56-disconnect>; and
- 25) <max-duration-of-call>.

The elements of "xs: duration" type specified above shall be represented in seconds using the element value: "PT<h>H<m>M<n>S" where <n> represents a valid value in seconds.

NOTE 4: "xs:duration" allows the use of decimal notion for seconds, e.g. 300ms is represented as <PT0.3S>.

If any of the elements of "xs: duration" type specified above contain values that do not conform to the "PT <n>S" structure then the configuration management server shall return an HTTP 409 (Conflict) response including the XCAP error element <constraint-failure>. If included, the "phrase" attribute should be set to "invalid format for duration".

If an invalid value is received for <n>, then the configuration management server shall return an HTTP 409 (Conflict) response including the XCAP error element <constraint-failure>. If included, the "phrase" attribute should be set to "invalid value for duration".

The default value for the <confidentiality-protection> element of the <signalling-protection> element is "true" indicating that confidentiality protection is enabled.

The default value for the <integrity-protection> element of the <signalling-protection> element is "true" indicating that integrity protection is enabled.

The default value for the <allow-adhoc-group-call-support> element of the <adhoc-group-call> element of the <anyExt> element of the <on-network> element is "true" indicating that adhoc group calls support enabled.

Absence of <adhoc-group-call> element of the <anyExt> element of the <on-network> element indicates that adhoc group calls are not supported in the MCPTT system.

The service configuration server ignores any unknown element and any unknown attribute.

If the configuration management server receives a duplicate element or attribute, it shall return an HTTP 409 (Conflict) response including the XCAP error element <constraint-failure>. If included, the "phrase" attribute should be set to "duplicate attribute or element received".

8.4.2.7 Data Semantics

The "domain" attribute of the <service-configuration-params> element contains the domain name of the mission critical organization.

The <common> element contains service configuration data common to both on and off network service.

The <on-network> element contains service configuration data for on-network service only.

The <off-network> element contains service configuration data for off-network service only.

In the <common> element:

- 1) the <min-length-alias> element contains the minimum length (N3) of alphanumeric names assigned to MCPTT users by the MCPTT administrator, which corresponds to the "MinLengthAliasID" element as specified in clause 7.2.9 of 3GPP TS 24.483 [4];
- 2) the <num-levels-group-hierarchy> element of the <broadcast-group> element contains an integer indicating the number levels of group hierarchy for group-broadcast groups, which corresponds to the "NumLevelGroupHierarchy" element as specified in clause 7.2.7 of 3GPP TS 24.483 [4]; and
- 3) the <num-levels-user-hierarchy> element of the <broadcast-group> element contains an integer indicating the number levels of user hierarchy for user-broadcast groups, which corresponds to the "NumLevelUserHierarchy" element as specified in clause 7.2.8 of 3GPP TS 24.483 [4];

In the <on-network> element:

- 1) the <private-cancel-timeout> element of the <emergency-call> element contains the timeout value for the cancellation of an in-progress on-network emergency private call;
- 2) the <group-time-limit> element of the <emergency-call> element contains the time limit for an in-progress on-network emergency call on an MCPTT group;
- 3) the <hang-time> element of the <private-call> element contains the value of the hang timer for on-network private calls;

NOTE 1: The hang time is a configurable maximum length of the inactivity (silence) period between consecutive MCPTT transmissions within the same call.

- 4) the <max-duration-with-floor-control> element of the <private-call> element contains the maximum duration allowed for an on-network private call with floor control;
- 5) the <max-duration-without-floor-control> element of the <private-call> element contains the maximum duration allowed for an on-network private call without floor control;
- 6) the <num-levels-priority-hierarchy> element contains a priority hierarchy for determining what participants, participant types, and urgent transmission types shall be granted a request to override an active on-network MCPTT transmission. Absence of the <num-levels-priority-hierarchy> element in the <on-network> element indicates that the lowest possible value is used according to the schema, to represent the priority hierarchy;

NOTE 2: The higher the value from the priority hierarchy assigned to a participant, the higher the priority given to override an active transmission.

- 7) the <time-limit> element of the <transmit-time> element contains the transmit time limit in an on-network group or private call transmission;
- 8) the <time-warning> element of the <transmit-time> element contains the warning time before the on-network transmit time is reached;
- 9) the <hang-time-warning> element contains the warning time before the on-network hang time is reached;
- 10) the <depth> element of the <floor-control-queue> element contains the maximum size of the floor control queue;
- 11) the <max-user-request-time> element of the <floor-control-queue> element contains the maximum time for a user's floor control request to be queued;
- 12) the <T1-end-of-rtp-media> element of the <fc-timers-counters> element contains the maximum allowed time between RTP media packets;
- 13) the <T3-stop-talking-grace> element of the <fc-timers-counters> element contains the maximum time the floor control server shall forward RTP media packets after that the permission to send RTP media is revoked;
- 14) the <T7-floor-idle> element of the <fc-timers-counters> element contains the retransmission interval of the Floor Idle message when the floor is idle. The maximum number of times the Floor Idle is retransmitted is controlled by the counter in the <C7-floor-idle> element;

- 15) the <T8-floor-revoke> element of the <fc-timers-counters> element contains the retransmission interval time of the Floor Revoke message until the Floor Release message is received;
- 16) the <T11-end-of-RTP-dual> element of the <fc-timers-counters> element contains the maximum allowed time between RTP media packets for the interrupting participant during dual floor operations;
- 17) the <T12-stop-talking-dual> element of the <fc-timers-counters> element contains the transmit time limit in an on-network group for the interrupting participant during dual floor operations;
- 18) the <T15-conversation> element of the <fc-timers-counters> element contains the maximum allowed time of silence in a group session involving an MBMS bearer before the MBMS subchannel shall be released;
- 19) the <T16-map-group-to-bearer> element of the <fc-timers-counters> element contains the retransmission interval of the Map Group To Bearer message;
- 20) the <T17-unmap-group-to-bearer> element of the <fc-timers-counters> element contains the retransmission interval of the Unmap Group To Bearer message;
- 21) the <T20-floor-granted> element of the <fc-timers-counters> element contains the time the floor control server shall wait before retransmitting the Floor Granted message until the Floor Request message is received. The number of times the Floor Granted message shall be sent is controlled by the counter in <C20-floor-granted> element;
- 22) the <T25-mbs-conversation> element of the <fc-timers-counters> element contains the maximum allowed time of silence in a group session involving an MBS session before the MBS subchannel shall be released;
- 23) the <T26-map-group-to-session-stream> element of the <fc-timers-counters> element contains the retransmission interval of the Map Group To Session Stream message;
- 24) the <T27-unmap-group-from-session-stream> element of the <fc-timers-counters> element contains the retransmission interval of the Unmap Group From Session Stream message;
- 25) the <T55-connect> element of the <fc-timers-counters> element contains the retransmission interval of the Connect message. The number of times the Connect message is retransmitted is controlled by the counter in <C56-disconnect> element;
- 26) the <T56-disconnect> element of the <fc-timers-counters> element contains the retransmission interval of the Disconnect message. The number of times the Disconnect message is retransmitted is controlled by the counter in <C55-connect> element;
- 27) the <C7-floor-idle> element of the <fc-timers-counters> element contains the maximum number of times the Floor Idle shall be sent;
- 28) the <C17-unmap-group-to-bearer> element of the <fc-timers-counters> element contains the maximum times the Unmap Group To Bearer message shall be retransmitted;
- 29) the <C20-floor-granted> element of the <fc-timers-counters> element contains the maximum times the Floor Granted message shall be retransmitted.
- 30) the <C27-unmap-group-from-session-stream> element of the <fc-timers-counters> element contains the maximum times the Unmap Group From Session Stream message shall be retransmitted;
- 31) the <C55-connect> element of the <fc-timers-counters> element contains the maximum number of times the Connect message is retransmitted;
- 32) the <C56-disconnect> element of the <fc-timers-counters> element contains the maximum number of times the Disconnect message is retransmitted;
- 33) the <confidentiality-protection> element of the <signalling-protection> element contains a boolean indicating whether confidentiality protection of MCPTT signalling is enabled or disabled between the MCPTT client and MCPTT server;
- 34) the <integrity-protection> element of the <signalling-protection> element contains a boolean indicating whether integrity protection of MCPTT signalling is enabled or disabled between the MCPTT client and MCPTT server;

- 35) The <emergency-resource-priority> element is of type "resource-priorityType" and indicates how a Resource-Priority header field is to be populated for MCPTT emergency calls;
- 36) The <imminent-peril-resource-priority> element is of type "resource-priorityType" and indicates how a Resource-Priority header field is to be populated for MCPTT Imminent Peril calls;
- 37) The <normal-resource-priority> element is of type "resource-priorityType" and indicates how a Resource-Priority header field is to be populated when downgrading to normal priority from an MCPTT emergency call or MCPTT imminent peril call;
- 38) the <allow-signalling-protection> element of the <protection-between-mcptt-servers> element contains a boolean indicating whether protection of MCPTT signalling is enabled between MCPTT servers; and
- 39) the <allow-floor-control-protection> element of the <protection-between-mcptt-servers> element contains a boolean indicating whether protection of MCPTT floor control signalling is enabled between MCPTT servers;
- 40) the <functional-alias> element of the <functional-alias-entry> element of the <functional-alias-list> element of the <anyExt> element is of type "anyURI" and contains the identity of a functional alias;
- 41) the <max-simultaneous-activations> element of the <functional-alias-entry> element of the <functional-alias-list> element of the <anyExt> element is of type "positiveInteger" and contains the allowed number of concurrent activations that are allowed for the functional alias contained in the corresponding <functional-alias> element;
- 42) the <allow-takeover> element of the <functional-alias-entry> element of the <functional-alias-list> element of the <anyExt> element is of type "boolean" and indicates whether take over by another MCPTT user is allowed for a currently activated functional alias contained in the corresponding <functional-alias> element;
- 43) the <entry> element of the <mcptt-user-list> element of the <functional-alias-entry> element of the <functional-alias-list> element of the <anyExt> element is of type "entryType" and contains the MCPTT ID of an MCPTT user that is allowed to activate the functional alias contained in the corresponding <functional-alias> element;
- 44) the <functional-alias-priority> element in the <anyExt> element of the <functional-alias-entry> element of the <functional-alias-list> element in the <anyExt> element is of type "positiveInteger" and indicates the relative priority level of the functional alias contained in the corresponding <functional-alias> element;

NOTE 3: The usage of this parameter by the MCPTT server is up to implementation.

- 45) the <max-simultaneous-authorizations> element of the <anyExt> element is of type "positiveInteger" and indicates the maximum allowed number of simultaneous service authorizations for an MCPTT user;

NOTE 4: The default values of the <confidentiality-protection> element, the <integrity-protection> element, the <allow-signalling-protection> element and the <allow-floor-control-protection> element are "true".

- 46) the <max-immediate-forwardings> element of the <anyExt> element is of type "positiveInteger" and indicates the maximum allowed number of immediate call forwardings;
- 47) the <allow-adhoc-group-call-support> element of the <adhoc-group-call> element of the <anyExt> element indicates whether on-network adhoc group calls support enabled or disabled, which corresponds to the "AllowAdhocGroupCall" element as specified in clause 7.2.30 of 3GPP TS 24.483 [4];
- 48) the <max-no-participants> element of the <adhoc-group-call> element of the <anyExt> element contains the allowed number of participants of the adhoc group calls, which corresponds to the "MaxNoParticipants" element as specified in clause 7.2.31 of 3GPP TS 24.483 [4];
- 49) the <hang-time> element of the <adhoc-group-call> element of the <anyExt> element contains the value of the hang timer for on-network adhoc calls, which corresponds to the "HangTime" element as specified in clause 7.2.32 of 3GPP TS 24.483 [4]; and

NOTE 5: The hang time is a configurable maximum length of the inactivity (silence) period between consecutive MCPTT transmissions within the same call.

- 50) the <max-duration-of-call> element of the <adhoc-group-call> element of the <anyExt> element contains the maximum duration allowed for an on-network adhoc group call, which corresponds to the "MaxDurationOfCall" element as specified in clause 7.2.33 of 3GPP TS 24.483 [4].

In the <off-network> element:

- 1) the <private-cancel-timeout> element of the <emergency-call> element contains the timeout value for the cancellation of an in-progress off-network emergency private call, which corresponds to the "CancelTimeout" element as specified in clause 7.2.14 of 3GPP TS 24.483 [4];
- 2) the <group-time-limit> element of the <emergency-call> element contains the time limit for an in-progress off-network emergency call on an MCPTT group, which corresponds to the "MCPTTGroupTimeout" element as specified in clause 7.2.16 of 3GPP TS 24.483 [4];
- 3) the <hang-time> element of the <private-call> element contains the value of the hang timer for off-network private calls, which corresponds to the "HangTime" element as specified in clause 7.2.13 of 3GPP TS 24.483 [4];
- 4) the <max-duration-with-floor-control> element of the <private-call> element contains the maximum duration allowed for an off-network private call with floor control, which and corresponds to the "MaxDuration" element as specified in clause 7.2.12 of 3GPP TS 24.483 [4];
- 5) the <num-levels-priority-hierarchy> element contains a priority hierarchy for determining what participants, participant types, and urgent transmission types shall be granted a request to override an active off-network MCPTT transmission, which corresponds to the "NumLevelHierarchy" element as specified in clause 7.2.17 of 3GPP TS 24.483 [4]. Absence of the <num-levels-priority-hierarchy> element in the <off-network> element indicates that the lowest possible value is used according to the schema to represent the priority hierarchy;

NOTE 4: The higher the value from the priority hierarchy assigned to a participant, the higher the priority given to override an active transmission;

- 6) the <time-limit> element of the <transmit-time> element contains the transmit time limit in an off-network group or private call transmission, which corresponds to the "TransmitTimeout" element as specified in clause 7.2.18 of 3GPP TS 24.483 [4];
- 7) the <time-warning> element of the <transmit-time> element contains the warning time before the off-network transmit time is reached, which corresponds to the "TransmissionWarning" element as specified in clause 7.2.19 of 3GPP TS 24.483 [4];
- 8) the <hang-time-warning> element contains the warning time before the off-network hang time is reached, which corresponds to the "HangTimeWarning" element as specified in clause 7.2.20 of 3GPP TS 24.483 [4];
- 9) the <default-prose-per-packet-priority> element contains priority values for off-network calls, for each of the following constituent elements:
 - a) mcptt private call signalling which corresponds to the "MCPTTPrivateCallSignalling" element as specified in clause 7.2.22 of 3GPP TS 24.483 [4];
 - b) mcptt private call media which corresponds to the "MCPTTPrivateCallMedia" element as specified in clause 7.2.23 of 3GPP TS 24.483 [4];
 - c) mcptt emergency private call signalling which corresponds to the "MCPTTEmergencyPrivateCallSignalling" element as specified in clause 7.2.24 of 3GPP TS 24.483 [4]; and
 - d) mcptt emergency private call media which corresponds to the "MCPTTEmergencyPrivateCallMedia" element as specified in clause 7.2.25 of 3GPP TS 24.483 [4];
- 10) the <allow-log-metadata> element which corresponds to the "LogMetadata" element as specified in clause 7.2.26 of 3GPP TS 24.483 [4] and contains one of the following values:
 - a) "true" which indicates that logging of metadata for MCPTT group calls, MCPTT private calls and non-call activities from MCPTT UEs operating in off-network mode, is enabled; and
 - b) "false" which indicates that logging of metadata for MCPTT group calls, MCPTT private calls and non-call activities from MCPTT UEs operating in off-network mode, is not enabled; and
- 11) the <default-pqi> element contains pqi values for off-network calls, for each of the following constituent elements:

- a) mcptt private call signalling which corresponds to the "MCPTTPrivateCallSignalling" element as specified in clause 7.2.22 of 3GPP TS 24.483 [4];
- b) mcptt private call media which corresponds to the "MCPTTPrivateCallMedia" element as specified in clause 7.2.23 of 3GPP TS 24.483 [4];
- c) mcptt emergency private call signalling which corresponds to the "MCPTTEmergencyPrivateCallSignalling" element as specified in clause 7.2.24 of 3GPP TS 24.483 [4]; and
- d) mcptt emergency private call media which corresponds to the "MCPTTEmergencyPrivateCallMedia" element as specified in clause 7.2.25 of 3GPP TS 24.483 [4].

8.4.2.8 Naming Conventions

The service configuration document name is called service-config.xml.

8.4.2.9 Global documents

The service configuration document is a global document. This document resides under the global tree for the CMSXCAPROOT. Since there is only one document for each mission critical organization, the CMSXCAPROOT may be used to distinguish different service configuration documents. Otherwise, a subdirectory under the global tree, named by the mission critical organization name can be used to distinguish different service configuration documents. For example, if the CMSXCAPROOTURI represents a single one mission critical organization, then the document URI would be:

mc-org-domain/mcorg12345/org.3gpp.mcptt.service-config/global/service-config.xml

otherwise, if it services multiple organizations then the document URI would be:

CMSXCAPROOTURI/org.3gpp.mcptt.service-config/global/mc-org-name/service-config.xml

Since the service configuration is a global document, all users will have read-only access. Read-write access is only allowed for the system administrators of the mission critical organization.

8.4.2.10 Resource interdependencies

There are no resource interdependencies.

8.4.2.11 Authorization Policies

The authorization policies for manipulating a service configuration document shall conform to those described in OMA OMA-TS-XDM_Core-V2_1-20120403-A [2] clause 5.1.5 "Authorization".

8.4.2.12 Subscription to Changes

The service configuration document application usage shall support subscription to changes as specified in clause 6.3.13.3.

9 MCVideo configuration management documents

9.1 Introduction

This clause defines the structure, default document namespace, AUID, XML schema, MIME type, validation constraints and data semantics following documents;

MCVideo UE configuration document;

MCVideo user profile configuration document; and

MCVideo service configuration document.

9.2 MCVideo UE configuration document

9.2.1 General

The MCVideo UE configuration document is specified in this clause. The MCVideo UE configuration document content is based on requirements of Annex A.2 of 3GPP TS 23.281 [27], in accordance with OMA OMA-TS-XDM_Core-V2_1-20120403-A [2]. The usage of an MCVideo UE configuration document in the MCVideo service is described in 3GPP TS 24.281 [28] and 3GPP TS 24.581 [29]. The schema definition is provided in clause 9.2.2.3. An MCVideo UE configuration document may apply to all MCVideo UEs of a mission critical organization or apply to specific MCVideo UEs identified in the <mcvideo-UE-id> element. If there is no <mcvideo-UE-id> element in the MCVideo UE configuration document, then by default the MCVideo UE configuration document applies to all MCVideo UEs of the mission critical organization that are not specifically identified in the <mcvideo-UE-id> element of another MCVideo UE configuration document of the mission critical organization. Each MCVideo UE of a mission critical organization is configured with an MCVideo UE configuration document that is identified by the instance ID of the MCVideo UE.

MCVideo UE configuration documents of a MCVideo user are contained as "XDM collections" in the user's directory of the users tree, in accordance with OMA OMA-TS-XDM_Core-V2_1-20120403-A [2]. In this case, the term "user" in the XCAP sense refers to the MCVideo ID, as the user has been already authenticated. A MCVideo UE configuration document corresponding to a specific MCVideo UE the MCVideo user has used to authenticate and is authorised to use the MCVideo service with is placed in the user directory of the MCVideo user.

The MCVideo UE configuration document acts as a template for the CMS to generate UE configuration documents that are downloaded to specific MCVideo UEs. The MCVideo UE configuration document that acts as a template is referred to as a "master MCVideo UE configuration document". The master MCVideo UE configuration document is stored in the users tree of that MCVideo system administrator. The master MCVideo UE configuration document does not directly apply to a specific MCVideo UE, but instead acts as template that the CMS uses to populate the MCVideo UE configuration documents of MCVideo UEs identified by elements of the <MCVideo-UE-id> element. For MCVideo UE configuration documents that correspond to a specific MCVideo UE, the name of the MCVideo UE configuration document is created from a value defined by the corresponding element that identifies the MCVideo UE within the <MCVideo-UE-id> element. For a master MCVideo UE configuration document that does not contain a <MCVideo-UE-id> element, the name of the MCVideo UE configuration document stored in the user directory is "DEFAULT-MCVideo-UE.xml".

9.2.1A MCVideo client access to MCVideo UE configuration documents

The MCVideo UE configuration document is accessed using the same XCAP URI, regardless of whether the MCVideo UE has a specific MCVideo UE configuration document configured or the master MCVideo UE configuration document applies. The CMS shall generate the UE's MCVideo UE configuration document from the master MCVideo UE configuration document if the MCVideo administrator did not provision a specific MCVideo UE configuration document. In this generated document, the <MCVideo-UE-id> element shall be set to the MCVideo client's UE ID. The UE's MCVideo UE configuration document shall always be stored with the filename corresponding to the UE's MCVideo UE ID under the user's directory in the users tree.

The XCAP URI used by the MCVideo client to access the UE's MCVideo UE configuration document shall be:

CMSXCAPROOTURI/org.3gpp.mcvideo.ue-config/users/sip:MCVIDEOID/MCSUEID

9.2.2 Coding

9.2.2.1 Structure

The MCVideo UE configuration document structure is specified in this clause.

The <mcvideo-UE-configuration> document:

- 1) shall include a "domain" attribute;

- 2) may include a <mcvideo-UE-id> element;
- 3) may include a <name> element;
- 4) shall include a <common> element;
- 5) shall include an <on-network> element; and
- 6) may include any other attribute for the purposes of extensibility.

The <common> element:

- 1) shall contain an <MCVideo-Private-Call> element containing:
 - a) a <Max-Simul-Call-Nc10> element; and
- 2) shall contain an <MCVideo-Group-Call> element containing:
 - a) a <Max-Simul-Call-Nc4> element;
 - b) a <Max-Simul-Trans-Nc5> element; and
 - c) a <Prioritized-MCVideo-Group> element containing:
 - i) a list of <MCVideo-Group-Priority> elements containing:
 - 1) an <MCVideo-Group-ID> element; and
 - 2) a <group-priority-hierarchy> element.

The <on-network> element:

- 1) shall contain a <IPv6Preferred> element;
- 2) shall contain a <Relay-Service> element; and
- 3) may contain a list of <Relayed-MCVideo-Group> elements containing:
 - a) a <MCVideo-Group-ID> element; and
 - b) a <Relay-Service-Code> element.

NOTE: When the <Relay-Service> element is set to "false" a list of <Relayed-MCVideo-Group> elements is not needed.

The <mcvideo-UE-id> element:

- 1) may contain a list of <Instance-ID-URN> elements; and
- 2) may contain a list of <IMEI-range> elements.

The <IMEI-range> element:

- 1) shall contain a <TAC> element;
- 2) may contain a list of <SNR> elements; and
- 3) may contain <SNR-range> element.

The <SNR-range> element:

- 1) shall contain a <Low-SNR> element; and
- 2) shall contain a <High-SNR> element.

9.2.2.2 Application Unique ID

The AUID shall be set to "org.3gpp.mcvideo.ue-config".

9.2.2.3 XML Schema

```

<?xml version="1.0" encoding="UTF-8"?>

<xs:schema xmlns:mcvideoeup="urn:3gpp:mcvideo:mcvideoUEConfig:1.0"
  xmlns:xs="http://www.w3.org/2001/XMLSchema"
  targetNamespace="urn:3gpp:mcvideo:mcvideoUEConfig:1.0"
  elementFormDefault="qualified" attributeFormDefault="unqualified">

  <xs:import namespace="http://www.w3.org/XML/1998/namespace"
    schemaLocation="http://www.w3.org/2001/xml.xsd"/>

  <xs:element name="mcvideo-UE-configuration">
    <xs:complexType>
      <xs:sequence>
        <xs:choice minOccurs="0" maxOccurs="unbounded">
          <xs:element name="mcvideo-UE-id" type="mcvideoeup:MCVIDEOUEIDType"/>
          <xs:element name="name" type="mcvideoeup:NameType"/>
          <xs:element name="anyExt" type="mcvideoeup:anyExtType"/>
          <xs:any namespace="##other" processContents="lax" minOccurs="0" maxOccurs="unbounded"/>
        </xs:choice>
        <xs:choice>
          <xs:element name="common" type="mcvideoeup:CommonType"/>
          <xs:element name="on-network" type="mcvideoeup:On-networkType"/>
          <xs:element name="anyExt" type="mcvideoeup:anyExtType"/>
          <xs:any namespace="##other" processContents="lax" minOccurs="0" maxOccurs="unbounded"/>
        </xs:choice>
        <xs:attribute name="domain" type="xs:anyURI" use="required"/>
        <xs:attribute name="XUI-URI" type="xs:anyURI"/>
        <xs:attribute name="Instance-ID-URN" type="xs:anyURI"/>
        <xs:anyAttribute namespace="##any" processContents="lax"/>
      </xs:complexType>
    </xs:element>

    <xs:complexType name="NameType">
      <xs:simpleContent>
        <xs:extension base="xs:token">
          <xs:attribute ref="xml:lang"/>
          <xs:attributeGroup ref="mcvideoeup:IndexType"/>
        </xs:extension>
      </xs:simpleContent>
    </xs:complexType>

    <xs:complexType name="MCVIDEOUEIDType">
      <xs:choice minOccurs="0" maxOccurs="unbounded">
        <xs:element name="Instance-ID-URN" type="xs:anyURI"/>
        <xs:element name="IMEI-range" type="mcvideoeup:IMEI-rangeType"/>
        <xs:element name="anyExt" type="mcvideoeup:anyExtType" minOccurs="0"/>
        <xs:any namespace="##other" processContents="lax" minOccurs="0" maxOccurs="unbounded"/>
      </xs:choice>
      <xs:attributeGroup ref="mcvideoeup:IndexType"/>
      <xs:anyAttribute namespace="##any" processContents="lax"/>
    </xs:complexType>

    <xs:complexType name="IMEI-rangeType">
      <xs:sequence>
        <xs:element name="TAC" type="mcvideoeup:tacType"/>
        <xs:choice minOccurs="0" maxOccurs="unbounded">
          <xs:element name="SNR" type="mcvideoeup:snrType"/>
          <xs:element name="SNR-range" type="mcvideoeup:SNR-rangeType"/>
        </xs:choice>
        <xs:element name="anyExt" type="mcvideoeup:anyExtType" minOccurs="0"/>
        <xs:any namespace="##other" processContents="lax" minOccurs="0" maxOccurs="unbounded"/>
      </xs:sequence>
      <xs:attributeGroup ref="mcvideoeup:IndexType"/>
      <xs:anyAttribute namespace="##any" processContents="lax"/>
    </xs:complexType>

    <xs:complexType name="SNR-rangeType">
      <xs:sequence>
        <xs:element name="Low-SNR" type="mcvideoeup:snrType"/>
        <xs:element name="High-SNR" type="mcvideoeup:snrType"/>
        <xs:element name="anyExt" type="mcvideoeup:anyExtType" minOccurs="0"/>
        <xs:any namespace="##other" processContents="lax" minOccurs="0" maxOccurs="unbounded"/>
      </xs:sequence>
      <xs:attributeGroup ref="mcvideoeup:IndexType"/>
      <xs:anyAttribute namespace="##any" processContents="lax"/>
    </xs:complexType>

```

```

<xs:simpleType name="tac-baseType">
  <xs:restriction base="xs:decimal">
    <xs:totalDigits value="8"/>
  </xs:restriction>
</xs:simpleType>

<xs:complexType name="tacType">
  <xs:simpleContent>
    <xs:extension base="mcvideoep:tac-baseType">
      <xs:attributeGroup ref="mcvideoep:IndexType"/>
      <xs:anyAttribute namespace="##any" processContents="lax"/>
    </xs:extension>
  </xs:simpleContent>
</xs:complexType>

<xs:simpleType name="snr-baseType">
  <xs:restriction base="xs:decimal">
    <xs:totalDigits value="6"/>
  </xs:restriction>
</xs:simpleType>

<xs:complexType name="snrType">
  <xs:simpleContent>
    <xs:extension base="mcvideoep:snr-baseType">
      <xs:attributeGroup ref="mcvideoep:IndexType"/>
      <xs:anyAttribute namespace="##any" processContents="lax"/>
    </xs:extension>
  </xs:simpleContent>
</xs:complexType>

<xs:complexType name="CommonType">
  <xs:sequence>
    <xs:element name="MCVIDEO-Private-Call">
      <xs:complexType>
        <xs:sequence>
          <xs:element name="Max-Simul-Call-Nc10" type="xs:positiveInteger"/>
        </xs:sequence>
      </xs:complexType>
    </xs:element>
    <xs:element name="MCVIDEO-Group-Call">
      <xs:complexType>
        <xs:sequence>
          <xs:element name="Max-Simul-Call-Nc4" type="xs:positiveInteger"/>
          <xs:element name="Max-Simul-Trans-Nc5" type="xs:positiveInteger"/>
          <xs:element name="Prioritized-MCVIDEO-Group">
            <xs:complexType>
              <xs:sequence>
                <xs:element name="MCVIDEO-Group-Priority" maxOccurs="unbounded">
                  <xs:complexType>
                    <xs:sequence>
                      <xs:element name="MCVIDEO-Group-ID" type="xs:anyURI"/>
                      <xs:element name="group-priority-hierarchy" type="xs:nonNegativeInteger"/>
                    </xs:sequence>
                  </xs:complexType>
                </xs:element>
              </xs:sequence>
            </xs:complexType>
          </xs:element>
        </xs:sequence>
      </xs:complexType>
    </xs:element>
    <xs:element name="anyExt" type="mcvideoep:anyExtType" minOccurs="0"/>
    <xs:any namespace="##other" processContents="lax" minOccurs="0" maxOccurs="unbounded"/>
  </xs:sequence>
  <xs:attributeGroup ref="mcvideoep:IndexType"/>
  <xs:anyAttribute namespace="##any" processContents="lax"/>
</xs:complexType>

<xs:complexType name="On-networkType">
  <xs:sequence>
    <xs:element name="IPv6Preferred" type="xs:boolean"/>
    <xs:element name="Relay-Service" type="xs:boolean"/>
    <xs:element name="Relayed-MCVIDEO-Group" type="mcvideoep:Relayed-MCVIDEO-GroupType"/>
    <xs:element name="anyExt" type="mcvideoep:anyExtType" minOccurs="0"/>
    <xs:any namespace="##other" processContents="lax" minOccurs="0" maxOccurs="unbounded"/>
  </xs:sequence>
  <xs:attributeGroup ref="mcvideoep:IndexType"/>
  <xs:anyAttribute namespace="##any" processContents="lax"/>

```

```

</xs:complexType>

<xs:complexType name="Relayed-MCVIDEO-GroupType">
  <xs:sequence>
    <xs:element name="MCVIDEO-Group-ID" type="xs:anyURI"/>
    <xs:element name="Relay-Service-Code" type="xs:string"/>
    <xs:element name="anyExt" type="mcvideouep:anyExtType" minOccurs="0"/>
    <xs:any namespace="##other" processContents="lax" minOccurs="0" maxOccurs="unbounded"/>
  </xs:sequence>
</xs:complexType>

<xs:attributeGroup name="IndexType">
  <xs:attribute name="index" type="xs:token"/>
</xs:attributeGroup>

<xs:complexType name="anyExtType">
  <xs:sequence>
    <xs:any namespace="##any" processContents="lax" minOccurs="0" maxOccurs="unbounded"/>
  </xs:sequence>
</xs:complexType>

</xs:schema>

```

9.2.2.4 Default Document Namespace

The default document namespace used in evaluating URIs shall be "urn:3gpp:ns:mcvideoUEConfig:1.0".

9.2.2.5 MIME type

The MIME type for the service configuration document shall be "vnd.3gpp.mcvideo-ue-config+xml".

9.2.2.6 Validation Constraints

If the AUID value of the document URI or node URI in the Request-URI is other than that specified in clause 9.2.2.2, then the configuration management server shall return an HTTP 409 (Conflict) response including the XCAP error element <constraint-failure>. If included, the "phrase" attribute should be set to "invalid application id used".

If the XUI value of the document URI or node URI in the Request-URI does not match the XUI of the service configuration document URI, the configuration management server shall return an HTTP 409 (Conflict) response including the XCAP error element <constraint-failure>. If included, the "phrase" attribute should be set to "invalid XUI".

The MCVideo UE configuration document shall conform to the XML Schema described in clause 9.2.2.3.

The <mcvideo-UE-configuration> element is the root element of the XML document. The <mcvideo-UE-configuration> element can contain sub-elements.

The <mcvideo-UE-configuration> element shall contain either:

- 1) one <common> element only;
- 2) one <common> element and one <on-network> element; or
- 3) one <on-network> element only.

If the <mcvideo-UE-configuration> element does not conform to one of the three choices above, then the configuration management server shall return an HTTP 409 (Conflict) response including the XCAP error element <constraint-failure>. If included, the "phrase" attribute should be set to "semantic error".

If the "domain" attribute does not contain a syntactically correct domain name, then the configuration management server shall return an HTTP 409 (Conflict) response including the XCAP error element <constraint-failure>. If included, the "phrase" attribute should be set to "syntactically incorrect domain name".

If the "domain" attribute contains an unknown domain name, then the configuration management server shall return an HTTP 409 (Conflict) response including the XCAP error element <constraint-failure>. If included, the "phrase" attribute should be set to "unknown domain name".

If an <Instance-ID-URN> element of the <mcvideo-UE-id> element does not conform to a valid Instance ID as specified in 3GPP TS 23.003 [16], then the configuration management server shall return an HTTP 409 (Conflict)

response including the XCAP error element <constraint-failure>. If included, the "phrase" attribute should be set to "syntactically incorrect Instance ID URN" and contain the non-conformant <Instance-ID-URN> element.

If the <TAC> element of an <IMEI-range> element does not conform to a valid 8 digit Type Allocation Code as specified in 3GPP TS 23.003 [16], then the configuration management server shall return an HTTP 409 (Conflict) response including the XCAP error element <constraint-failure>. If included, the "phrase" attribute should be set to "syntactically incorrect Type Allocation Code" and contain the non-conformant <TAC> element.

If a <SNR> element of an <IMEI-range> element does not conform to a valid 6 digit Serial Number as specified in 3GPP TS 23.003 [16], then the configuration management server shall return an HTTP 409 (Conflict) response including the XCAP error element <constraint-failure>. If included, the "phrase" attribute should be set to "syntactically incorrect Serial Number" and contain the non-conformant <SNR> element.

If a <Low-SNR> element or a <High-SNR> element of a <SNR-range> element does not conform to a valid 6 digit Serial Number as specified in 3GPP TS 23.003 [16], then the configuration management server shall return an HTTP 409 (Conflict) response including the XCAP error element <constraint-failure>. If included, the "phrase" attribute should be set to "syntactically incorrect Serial Number range" and contain the non-conformant <Low-SNR> or <High-SNR> element.

If the <Max-Simul-Call-Nc10> element of the <MCVideo-Private-Call> element contains a value less than 1, then the configuration management server shall return an HTTP 409 (Conflict) response including the XCAP error element <constraint-failure>. If included, the "phrase" attribute should be set to "element value out of range".

If the <Max-Simul-Call-Nc4> element, or <Max-Simul-Trans-Nc5> element of the <MCVideo-Group-Call> element contains a value less than 1, then the configuration management server shall return an HTTP 409 (Conflict) response including the XCAP error element <constraint-failure>. If included, the "phrase" attribute should be set to "element value out of range".

If the <MCVideo-Group-ID> element of the <MCVideo-group-priority> element or <Relayed-MCVideo-Group> element does not conform to the syntax of a "uri" attribute specified in OMA OMA-TS-XDM_Group-V1_1[17], then the configuration management server shall return an HTTP 409 (Conflict) response including the XCAP error element <constraint-failure>. If included, the "phrase" attribute should be set to "semantic error".

If the <group-priority-hierarchy> element of the <MCVideo-group-priority> element contains a value less than 8 and greater than or equal to 0, then the configuration management server shall return an HTTP 409 (Conflict) response including the XCAP error element <constraint-failure>. If included, the "phrase" attribute should be set to "element value out of range".

If the <Relay-Service> element of the <On-Network> element does not contain a value of "true" or "false", then the configuration management server shall return an HTTP 409 (Conflict) response including the XCAP error element <constraint-failure>. If included, the "phrase" attribute should be set to "element value out of range".

If the <Relay-Service-Code> element of the <Relayed-MCVideo-Group> element does not conform to the syntax of a valid Relay service code as defined in 3GPP TS 24.333 [12], then the configuration management server shall return an HTTP 409 (Conflict) response including the XCAP error element <constraint-failure>. If included, the "phrase" attribute should be set to "semantic error".

If the <IPv6-Preferred> element of the <On-Network> element does not contain a value of "true" or "false", then the configuration management server shall return an HTTP 409 (Conflict) response including the XCAP error element <constraint-failure>. If included, the "phrase" attribute should be set to "semantic error".

9.2.2.7 Data Semantics

The "domain" attribute of the <mcvideo-UE-configuration> element contains the domain name of the mission critical organization.

The <name> element of the <mcvideo-UE-configuration> element contains the user displayable name of the MCVideo UE configuration document and corresponds to the "Name" element of clause 12.2.3 in 3GPP TS 24.483 [4].

The creator of the MCVideo UE configuration document may include an <mcvideo-UE-id> element in the version of the MCVideo UE configuration document that is uploaded to the CMS and may also appear in the MCVideo UE configuration document when downloaded by the MCVideo system administrator. The <mcvideo-UE-id> element does not appear in the MCVideo UE configuration document that is configured to the MCVideo UE. If an <mcvideo-UE-id> element is included then the MCVideo UE configuration document applies only to the MCVideo UE(s) identified by the

<mcvideo-UE-id> element. If no <mcvideo-UE-id> element is included then the MCVideo UE configuration document applies to all the MCVideo UEs of the domain.

If one or more optional <Instance-ID-URN> elements is included in the <mcvideo-UE-id> element then the MCVideo UE configuration document applies to the MCVideo UE with an instance ID equal to the instance ID contained in the <Instance-ID-URN> element.

The <TAC> element of the <IMEI-range> element contains the Type Allocation Code of the MCVideo UE.

The optional <SNR> element of the <IMEI-range> element contains the individual serial number uniquely identifying MCVideo UE within the Type Allocation Code contained in the <TAC> element that the MCVideo UE configuration document applies to.

If an optional <SNR-range> element is included within the <IMEI-range> element then the MCVideo UE configuration document applies to all MCVideo UEs within the Type Allocation Code contained in the <TAC> element with the serial number equal or greater than the serial number contained in the <Low-SNR> element and less than or equal to the serial number contained in the <High-SNR> element.

If no <SNR> element nor <SNR-range> element is included within the <IMEI-range> element then the MCVideo UE configuration document applies to all the MCVideo UE(s) with the Type Allocation Code contained within the <TAC> element of the <IMEI-range> element.

If no <mcvideo-UE-id> element is included then the MCVideo UE configuration document applies to all MCVideo UEs of the mission critical organization identified in the "domain" attribute.

The <common> element contains MCVideo UE configuration data common to both on and off network operation.

The <on-network> element contains MCVideo UE configuration data for on-network operation only.

In the <common> element:

- 1) the <Max-Simul-Call-Nc10> element of the <MCVideo-Private-Call> element contains an integer indicating the number of simultaneous calls (N10) allowed for an on-network or off-network private call and corresponds to the "MaxCallNc10" element of clause 12.2.5B in 3GPP TS 24.483 [4];
- 2) the <Max-Simul-Call-Nc4> element of the <MCVideo-Group-Call> element contains an integer indicating the number of simultaneous calls (N4) allowed for an on-network or off-network group call and corresponds to the "MaxCallNc4" element of clause 12.2.7 in 3GPP TS 24.483 [4];
- 3) the <Max-Simul-Trans-Nc5> element of the <MCVideo-Group-Call> element contains an integer indicating the maximum number of allowed simultaneous transmissions for an on-network or off-network group call and corresponds to the "MaxTransmissionNc5" element of clause 12.2.8 in 3GPP TS 24.483 [4]; and
- 4) the <Prioritized-MCVideo-Group> element of the <MCVideo-Group-Call> element corresponds to the "PrioritizedMCVideoGroup" element of clause 12.2.9 in 3GPP TS 24.483 [4] contains a list of <MCVideo-Group-Priority> elements that contains:
 - a) <MCVideo-Group-ID> element identifying an MCVideo group that corresponds to the "MCVideoGroupID" element of clause 12.2.11 in 3GPP TS 24.483 [4]; and
 - b) a <group-priority-hierarchy> element that contains an integer that identifies the relative priority level of that MCVideo group with 0 being the lowest priority and 7 being the highest priority and corresponds to the "MCVideoGroupPriorityHierarchy" element of clause 12.2.12 in 3GPP TS 24.483 [4].

In the <on-network> element:

- 1) if the <Relay-Service> element is set to "true" the MCVideo UE is allowed to offer a relay service, and if set to "false" the MCVideo UE is not allowed to offer relay service. This attribute corresponds to the "RelayService" element of clause 12.2.14 in 3GPP TS 24.483 [4];
- 2) an <IPv6Preferred> element which corresponds to the "IPv6Preferred" element of clause 12.2.15 in 3GPP TS 24.483 [4],
 - a) if the UE has both IPv4 and IPv6 host configuration:

- i) if IPv6Preferred is set to true then the UE shall use IPv6 for all on-network signalling and media; otherwise
 - ii) if IPv6Preferred is set to false then the UE shall use IPv4 for all on-network signalling and media;
 - b) if the UE has only IPv4 host configuration then the UE shall use IPv4 for all on-network signalling and media; and
 - c) if the UE has only IPv6 host configuration then the UE shall use IPv6 for all on-network signalling and media; and
- 3) the <Relayed-MCVideo-Groups> element of the <Relay-Service> element which corresponds to the "RelayedMCVideoGroup" element of clause 12.2.16 in 3GPP TS 24.483 [4] contains:
- a) a list of <Relay-MCVideo-Group-ID> elements that contains:
 - i) "MCVideo-Group-ID" attribute identifying an MCVideo group that is allowed to be used via a relay and corresponds to the "MCVideoGroupID" element of clause 12.2.18 in 3GPP TS 24.483 [4]; and
 - ii) a <Relay-Service-Code> element as specified in 3GPP TS 24.333 [12] which corresponds to the "RelayServiceCode" element of clause 12.2.19 in 3GPP TS 24.483 [4].

9.2.2.8 Naming Conventions

The present document defines no naming conventions.

9.2.2.9 Global documents

The present document requires no global documents.

9.2.2.10 Resource interdependencies

There are no resource interdependencies.

9.2.2.11 Authorization Policies

The authorization policies for manipulating an MCVideo UE configuration document shall conform to those described in OMA OMA-TS-XDM_Core-V2_1-20120403-A [2] clause 5.1.5 "Authorization".

9.2.2.12 Subscription to Changes

The MCVideo UE configuration document application usage shall support subscription to changes as specified in clause 6.3.13.3.

MCVideo UE configuration documents are kept as XDM collections. Therefore, it is possible to subscribe to all MCVideo UE configuration documents of a MCVideo user according to XCAP URI construction convention of a trailing '/', as specified in IETF RFC 5875 [11].

9.3 MCVideo user profile configuration document

9.3.1 General

The MCVideo user profile configuration document is specified in this clause. The MCVideo user profile configuration document content is based on requirements of Annex A.3 of 3GPP TS 23.281 [27], and structure and procedures of OMA OMA-TS-XDM_Core-V2_1-20120403-A [2]. In this case, the term "user" in the XCAP sense refers to the MCVideo ID, as the user has been already authenticated. The usage of an MCVideo user profile in the MCVideo service is described in 3GPP TS 24.281 [28]. The schema definition is provided in clause 9.3.2.

MCVideo user profile documents are "XDM collections" in the user's directory of the users tree, in accordance with OMA OMA-TS-XDM_Core-V2_1-20120403-A [2].

The name of the MCVideo user profile document matches the value of the <ProfileName> element in the MCVideo user profile document.

9.3.1A MCVideo client access to MCVideo user profile documents

The XCAP URI used by the MCVideo client to access the MCVideo user's MCVideo user profile documents shall be:

CMSXCAPROOTURI/org.3gpp.mcvideo.user-profile/users/sip:MCVIDEOID/mcvideo-user-profile-INDEX.xml

Where INDEX is the index of the MCVideo user profile as defined in clause 9.3.2.8.

9.3.2 Coding

9.3.2.1 Structure

The MCVideo user profile configuration document structure is specified in this clause.

The <mcvideo-user-profile> document:

- 1) shall include an "XUI-URI" attribute;
- 2) may include a <Name> element;
- 3) shall include one <Status> element;
- 4) shall include a "user-profile-index" attribute;
- 5) may include any other attribute for the purposes of extensibility;
- 6) may include one <ProfileName> element;
- 7) may include a <Pre-selected-indication> element;
- 8) shall include one <Common> element which:
 - a) shall have an "index" attribute;
 - b) shall include one <UserAlias> element containing one or more <alias-entry> elements
 - c) shall include one <MCVideoUserID> element that contains a <uri-entry> element;
 - d) shall include one <PrivateCall> element. The <PrivateCall> element contains:
 - i) a <PrivateCallList> element that contains:
 - A) zero or more <PrivateCallOnNetwork> elements that each contain:
 - I) a <PrivateCallURI> element than contains an <entry> element; and
 - II) a <PrivateCallKMSURI> element that contains an <entry> element; and
 - B) zero or more <PrivateCallOffNetwork> elements that each contain:
 - I) a <PrivateCallProSeUser> element than contains a <DiscoveryGroupID> element and a <User-Info-ID> element; and
 - II) a <PrivateCallKMSURI> element that contains an <entry> element; and
 - ii) one <EmergencyCall> element containing one <MCVideoPrivateRecipient> element that contains:
 - A) an <entry> element; and
 - B) a <ProSeUserID-entry> element;
 - e) shall include one <MCVideo-group-call> element containing:

- i) one <MaxSimultaneousCallsN6> element;
 - ii) one <EmergencyCall> element containing one <MCVideoGroupInitiation> element that contains an <entry> element;
 - iii) one <ImminentPerilCall> element containing one <MCVideoGroupInitiation> element that contains an <entry> element;
 - iv) one <EmergencyAlert> element containing an <entry> element; and
 - v) one <Priority> element;
- f) may include one <ParticipantType> element;
- g) shall include one <MissionCriticalOrganization> indicating the name of the mission critical organization the MCVideo User belongs to; and
- h) may include an <anyExt> element;
- 9) shall include zero or one <OnNetwork> element which:
- a) shall have an "index" attribute;
 - b) shall include one or more <MCVideoGroupInfo> elements each containing:
 - i) an <MCVideo-Group-ID> element;
 - ii) an <GMS-Serv-Id> element;
 - iii) an <IdMS-Token-Endpoint> element;
 - iv) one <RelativePresentationPriority> element; and
 - v) a <GroupKMSURI> element;
 - c) shall include one <MaxAffiliationsN2> element;
 - d) may include an <ImplicitAffiliations> element, containing one or more <entry> elements;
 - e) may include a <MaxSimultaneousVideoStreams> element
 - f) shall include one <PrivateEmergencyAlert> element containing an <entry> element;
 - g) shall include one <RemoteGroupSelectionURIList> element, each containing one or more <entry> elements; and
 - h) may include an <anyExt> element which may contain:
 - i) a <FunctionalAliasList> element which contains one or more <entry> elements;
 - ii) one <IncomingPrivateCallList> element that contains one or more of the following:
 - A) a <PrivateCallURI> element that contains one <uri-entry> element, which contains:
 - I) an <anyExt> element that may contain a <PrivateCallKMSURI> element, which contains one <PrivateCallKMSURI> element that contains one <uri-entry> element; and
 - B) an <anyExt> element which may contain a <PrivateCallKMSURI> element that contains one <PrivateCallKMSURI> element, which contains one <uri-entry> element;
 - iii) a <user-max-simultaneous-authorizations> element; and
 - iv) one or more <MigratablePartnerMCVideoSystemInfo> elements each of which contains:
 - A) a <PartnerMCVideoSystemId> element that contains one <uri-entry> element; and
 - B) an <AccessInformationForPartnerMCVideoSystem> element that contains one <mcptt-UE-initial-configuration> element;

10) shall include zero or one <OffNetwork> element which:

- a) shall contain an "index" attribute;
- b) shall include one or more <MCVideoGroupInfo> elements each containing:
 - i) one <MCVideo-Group-ID> element;
 - ii) one <GMS-Serv-Id> element;
 - iii) one <IdMS-Token-Endpoint> element;
 - iv) one <RelativePresentationPriority> element; and
 - v) one <GroupKMSURI> element;

11) shall include a <ruleset> element conforming to IETF RFC 4745 [13] containing a sequence of zero or more <rule> elements:

- a) the <conditions> of a <rule> element may include the <identity> element as described in IETF RFC 4745 [13]; and
- b) the <actions> child element of any <rule> element may contain:
 - i) an <allow-presence-status> element;
 - ii) an <allow-request-presence> element;
 - iii) an <allow-query-availability-for-private-calls> element;
 - iv) an <allow-enable-disable-user> element;
 - v) an <allow-enable-disable-UE> element;
 - vi) an <allow-create-delete-user-alias> element;
 - vii) an <allow-private-call> element;
 - viii) an <allow-manual-commencement> element;
 - ix) an <allow-automatic-commencement> element;
 - x) an <allow-force-auto-answer> element;
 - xi) an <allow-failure-restriction> element;
 - xii) an <allow-emergency-group-call> element;
 - xiii) an <allow-emergency-private-call> element;
 - xiv) an <allow-cancel-group-emergency> element;
 - xv) an <allow-cancel-private-emergency-call> element;
 - xvi) an <allow-imminent-peril-call> element;
 - xvii) an <allow-cancel-imminent-peril> element;
 - xviii) an <allow-activate-emergency-alert> element;
 - xix) an <allow-cancel-emergency-alert> element;
 - xx) an <allow-offnetwork> element;
 - xxi) an <allow-imminent-peril-change> element;
 - xxii) an <allow-private-call-media-protection> element;
 - xxiii) an <allow-request-affiliated-groups> element;

- xxiv) an <allow-request-to-affiliate-other-users> element;
- xxv) an <allow-recommend-to-affiliate-other-users> element;
- xxvi) an <allow-private-call-to-any-user> element;
- xxvii) an <allow-regroup> element;
- xxviii) an <allow-private-call-participation> element;
- xxix) an <allow-manual-off-network-switch> element;
- xxx) an <allow-off-network-group-call-change-to-emergency> element;
- xxxi) an <allow-revoke-transmit> element;
- xxxii) an <allow-create-group-broadcast-group> element; and
- xxxiii) an <allow-create-user-broadcast-group> element; and
- xxxiv) an <anyExt> element which may contain:
 - A) an <allow-request-remote-initiated-ambient-viewing> element;
 - B) an <allow-request-locally-initiated-ambient-viewing> element;
 - C) an <allow-query-functional-alias-other-user> element;
 - D) an <allow-takeover-functional-alias-other-user> element;
 - E) an <allow-to-receive-private-call-from-any-user> element;
 - F) an <allow-functional-alias-binding-with-group> element;
 - G) an <allow-adhoc-group-call> element;
 - H) an <allow-adhoc-group-call-participation> element;
 - I) an <allow-emergency-adhoc-group-call> element;
 - J) an <allow-imminent-peril-adhoc-group-call> element;
 - K) an <allow-to-recv-adhoc-group-call-participants-info> element;
 - L) an <allow-activate-adhoc-group-emergency-alert> element;
 - M) an <allow-cancel-adhoc-group-emergency-alert> element;
 - N) an <allow-to-recv-adhoc-group-emergency-alert-participants-info> element;
 - O) an <allow-to-setup-adhoc-group-call-using-emergency-alert-adhoc-group> element; and
 - P) an <allow-to-modify-adhoc-group-call-participants-info> element.

The <entry> elements:

- 1) shall contain a <uri-entry> element;
- 2) shall contain an "index" attribute;
- 3) may contain a <display-name> element;
- 4) may contain an "entry-info" attribute; and
- 5) may include an <anyExt> element which may contain:
 - a) a <LocationCriteriaForActivation> element containing:

- i) one or more <EnterSpecificArea> elements, each containing a <PolygonArea> element or an <EllipsoidArcArea> element, and may include an <anyExt> element with a <Speed> element and a <Heading> element; and
 - ii) one or more <ExitSpecificArea> elements, each containing a <PolygonArea> element or an <EllipsoidArcArea> element, and may include an <anyExt> element with a <Speed> element and a <Heading> element.
- b) a <LocationCriteriaForDeactivation> element containing:
- i) one or more <EnterSpecificArea> elements, each containing a <PolygonArea> element or an <EllipsoidArcArea> element, and may include an <anyExt> element with a <Speed> element and a <Heading> element; and
 - ii) one or more <ExitSpecificArea> elements, each containing a <PolygonArea> element or an <EllipsoidArcArea> element, and may include an <anyExt> element with a <Speed> element and a <Heading> element;
- c) a <manual-deactivation-not-allowed-if-location-criteria-met> element;
- d) one <MaxSimultaneousEmergencyGroupCalls> element;
- e) a <RulesForAffiliation> element containing:
- i) one <ListOfLocationCriteria> element containing:
 - A) one or more <EnterSpecificArea> elements each containing a <PolygonArea> element or an <EllipsoidArcArea> element, and may include an <anyExt> element with a <Speed> element and a <Heading> element; and
 - B) one or more <ExitSpecificArea> elements each containing a <PolygonArea> element or an <EllipsoidArcArea> element, and may include an <anyExt> element with a <Speed> element and a <Heading> element; and
 - ii) zero or one <ListOfActiveFunctionalAliasCriteria> element which contains one or more <entry> elements;
- f) a <RulesForDeaffiliation> element containing:
- i) zero or one <ListOfLocationCriteria> element containing:
 - A) one or more <EnterSpecificArea> elements each containing a <PolygonArea> element or an <EllipsoidArcArea> element, and may include an <anyExt> element with a <Speed> element and a <Heading> element; and
 - B) one or more <ExitSpecificArea> elements each containing a <PolygonArea> element or an <EllipsoidArcArea> element, and may include an <anyExt> element with a <Speed> element and a <Heading> element; and
 - ii) zero or one <ListOfActiveFunctionalAliasCriteria> element which contains one or more <entry> elements;
- g) a <manual-deaffiliation-not-allowed-if-affiliation-rules-are-met> element;
- h) a <ListOfAllowedFAsToCall> element which contains one or more <entry> elements; and
- i) a <ListOfAllowedFAsToBeCalledFrom> element which contains one or more <entry> elements.

The <PolygonArea> elements shall contain 3 up to 15 <PointCoordinateType> elements.

The <EllipsoidArcArea> elements shall contain:

- 1) a <Center> element that contains a <PointCoordinateType> element;
- 2) a <Radius> element;
- 3) an <OffsetAngle> element; and

4) an <IncludedAngle> element.

The <PointCoordinateType> elements shall contain a <Longitude> element and a <Latitude> element.

The <Longitude> elements shall contain a <CoordinateType> element.

The <Latitude> elements shall contain a <CoordinateType> element.

The <Speed> elements shall contain a <MinimumSpeed> element and <MaximumSpeed> element.

The <Heading> elements shall contain a <MinimumHeading> element and <MaximumHeading> element.

The <ProSeUserID-entry> elements:

- 1) shall contain a <DiscoveryGroupID> element;
- 2) shall contain an <User-Info-ID> element; and
- 3) shall contain an "index" attribute.

9.3.2.2 Application Unique ID

The AUID shall be "org.3gpp.mcvideo.user-profile".

9.3.2.3 XML Schema

The MCVideo user profile configuration document shall be composed according to the following XML schema:

```
<?xml version="1.0" encoding="UTF-8"?>
<xs:schema
  xmlns:mcvideo="urn:3gpp:ns:mcvideo:user-profile:1.0"
  xmlns:xs="http://www.w3.org/2001/XMLSchema"
  xmlns:mcpttiup="urn:3gpp:mcptt:mcpttUEinitConfig:1.0"
  targetNamespace="urn:3gpp:ns:mcvideo:user-profile:1.0"
  elementFormDefault="qualified" attributeFormDefault="unqualified">
  <xs:import namespace="http://www.w3.org/XML/1998/namespace"
    schemaLocation="http://www.w3.org/2001/xml.xsd"/>
  <!-- This import brings in common policy namespace from RFC 4745 -->
  <xs:import namespace="urn:ietf:params:xml:ns:common-policy"
    schemaLocation="http://www.iana.org/assignments/xml-registry/schema/common-policy.xsd"/>
  <xs:import namespace="urn:3gpp:ns:mcpttUEinitConfig:1.0"
    schemaLocation="ue-init-config.xsd"/>

  <xs:element name="mcvideo-user-profile">
    <xs:complexType>
      <xs:choice minOccurs="1" maxOccurs="unbounded">
        <xs:element name="Name" type="mcvideo:NameType"/>
        <xs:element name="Status" type="xs:boolean"/>
        <xs:element name="ProfileName" type="mcvideo:NameType"/>
        <xs:element name="Pre-selected-indication" type="mcvideo:emptyType"/>
        <xs:element name="Common" type="mcvideo:CommonType"/>
        <xs:element name="OffNetwork" type="mcvideo:OffNetworkType"/>
        <xs:element name="OnNetwork" type="mcvideo:OnNetworkType"/>
        <xs:element name="anyExt" type="mcvideo:anyExtType" minOccurs="0"/>
        <xs:any namespace="##other" processContents="lax" minOccurs="0" maxOccurs="unbounded"/>
      </xs:choice>
      <xs:attribute name="XUI-URI" type="xs:anyURI" use="required"/>
      <xs:attribute name="user-profile-index" type="xs:unsignedByte" use="required"/>
      <xs:anyAttribute namespace="##any" processContents="lax"/>
    </xs:complexType>
  </xs:element>

  <xs:complexType name="NameType">
    <xs:simpleContent>
      <xs:extension base="xs:token">
        <xs:attribute ref="xml:lang"/>
      </xs:extension>
    </xs:simpleContent>
  </xs:complexType>

  <xs:complexType name="CommonType">
    <xs:choice minOccurs="1" maxOccurs="unbounded">
      <xs:element name="UserAlias" type="mcvideo:UserAliasType"/>
    </xs:choice>
  </xs:complexType>
</xs:schema>
```



```

<xs:element name="MCVideoUserID" type="mcvideo:EntryType"/>
<xs:element name="PrivateCall" type="mcvideo:MCVideoPrivateCallType"/>
<xs:element name="MCVideo-group-call" type="mcvideo:MCVideoGroupCallType"/>
<xs:element name="MissionCriticalOrganization" type="xs:string"/>
<xs:element name="ParticipantType" type="xs:string"/>

<xs:element name="anyExt" type="mcvideo:anyExtType" minOccurs="0"/>
<xs:any namespace="##other" processContents="lax" minOccurs="0" maxOccurs="unbounded"/>
</xs:choice>
<xs:attributeGroup ref="mcvideo:IndexType"/>
<xs:anyAttribute namespace="##any" processContents="lax"/>
</xs:complexType>

<xs:complexType name="UserAliasType">
  <xs:choice minOccurs="0" maxOccurs="unbounded">
    <xs:element name="alias-entry" type="mcvideo:AliasEntryType"/>
    <xs:element name="anyExt" type="mcvideo:anyExtType" minOccurs="0"/>
    <xs:any namespace="##other" processContents="lax" minOccurs="0" maxOccurs="unbounded"/>
  </xs:choice>
  <xs:anyAttribute namespace="##any" processContents="lax"/>
</xs:complexType>

<xs:complexType name="AliasEntryType">
  <xs:simpleContent>
    <xs:extension base="xs:token">
      <xs:attributeGroup ref="mcvideo:IndexType"/>
      <xs:attribute ref="xml:lang"/>
    </xs:extension>
  </xs:simpleContent>
</xs:complexType>

<xs:complexType name="MCVideoPrivateCallType">
  <xs:sequence>
    <xs:element name="PrivateCallList" type="mcvideo:PrivateCallListType"/>
    <xs:element name="EmergencyCall" type="mcvideo:EmergencyCallType" minOccurs="0"/>
    <xs:element name="anyExt" type="mcvideo:anyExtType" minOccurs="0"/>
    <xs:any namespace="##other" processContents="lax" minOccurs="0" maxOccurs="unbounded"/>
  </xs:sequence>
  <xs:anyAttribute namespace="##any" processContents="lax"/>
</xs:complexType>

<xs:complexType name="PrivateCallListType">
  <xs:sequence>
    <xs:element name="PrivateCallOnNetwork" type="mcvideo:PrivateCallOnNetworkType"
minOccurs="0" maxOccurs="unbounded"/>
    <xs:element name="PrivateCallOffNetwork" type="mcvideo:PrivateCallOffNetworkType"
minOccurs="0" maxOccurs="unbounded"/>
    <xs:element name="anyExt" type="mcvideo:anyExtType" minOccurs="0"/>
    <xs:any namespace="##other" processContents="lax" minOccurs="0" maxOccurs="unbounded"/>
  </xs:sequence>
  <xs:attributeGroup ref="mcvideo:IndexType"/>
  <xs:anyAttribute namespace="##any" processContents="lax"/>
</xs:complexType>

<xs:complexType name="PrivateCallOnNetworkType">
  <xs:sequence>
    <xs:element name="PrivateCallURI" type="mcvideo:EntryType"/>
    <xs:element name="PrivateCallKMSURI" type="mcvideo:PrivateCallKMSURIEntryType"/>
    <xs:element name="anyExt" type="mcvideo:anyExtType" minOccurs="0"/>
    <xs:any namespace="##other" processContents="lax" minOccurs="0" maxOccurs="unbounded"/>
  </xs:sequence>
  <xs:anyAttribute namespace="##any" processContents="lax"/>
</xs:complexType>

<xs:complexType name="PrivateCallOffNetworkType">
  <xs:sequence>
    <xs:element name="PrivateCallProSeUser" type="mcvideo:ProSeUserEntryType"/>
    <xs:element name="PrivateCallKMSURI" type="mcvideo:PrivateCallKMSURIEntryType"/>
    <xs:element name="anyExt" type="mcvideo:anyExtType" minOccurs="0"/>
    <xs:any namespace="##other" processContents="lax" minOccurs="0" maxOccurs="unbounded"/>
  </xs:sequence>
  <xs:anyAttribute namespace="##any" processContents="lax"/>
</xs:complexType>

<xs:complexType name="ProSeUserEntryType">
  <xs:sequence>
    <xs:element name="DiscoveryGroupID" type="xs:hexBinary" minOccurs="0"/>
    <xs:element name="User-Info-ID" type="xs:hexBinary"/>
  </xs:sequence>

```

```
<xs:element name="anyExt" type="mcvideoup:anyExtType" minOccurs="0"/>
<xs:any namespace="##other" processContents="lax" minOccurs="0" maxOccurs="unbounded"/>
</xs:sequence>
<xs:attributeGroup ref="mcvideoup:IndexType"/>
<xs:anyAttribute namespace="##any" processContents="lax"/>
</xs:complexType>

<xs:complexType name="PrivateCallKMSURIEEntryType">
  <xs:sequence>
    <xs:element name="PrivateCallKMSURI" type="mcvideoup:EntryType"/>
    <xs:element name="anyExt" type="mcvideoup:anyExtType" minOccurs="0"/>
    <xs:any namespace="##other" processContents="lax" minOccurs="0" maxOccurs="unbounded"/>
  </xs:sequence>
  <xs:anyAttribute namespace="##any" processContents="lax"/>
</xs:complexType>

<xs:complexType name="MCVideoGroupCallType">
  <xs:choice minOccurs="0" maxOccurs="unbounded">
    <xs:element name="MaxSimultaneousCallsN6" type="xs:positiveInteger"/>
    <xs:element name="EmergencyCall" type="mcvideoup:EmergencyCallType"/>
    <xs:element name="ImminentPerilCall" type="mcvideoup:ImminentPerilCallType"/>
    <xs:element name="EmergencyAlert" type="mcvideoup:EmergencyAlertType"/>
    <xs:element name="Priority" type="mcvideoup:PriorityType"/>
    <xs:element name="anyExt" type="mcvideoup:anyExtType" minOccurs="0"/>
    <xs:any namespace="##other" processContents="lax" minOccurs="0" maxOccurs="unbounded"/>
  </xs:choice>
  <xs:anyAttribute namespace="##any" processContents="lax"/>
</xs:complexType>

<xs:complexType name="EmergencyCallType">
  <xs:sequence>
    <xs:choice>
      <xs:element name="MCVideoGroupInitiation" type="mcvideoup:MCVideoGroupInitiationEntryType"/>
      <xs:element name="MCVideoPrivateRecipient"
type="mcvideoup:MCVideoPrivateRecipientEntryType"/>
      <xs:element name="anyExt" type="mcvideoup:anyExtType" minOccurs="0"/>
      <xs:any namespace="##other" processContents="lax" minOccurs="0" maxOccurs="unbounded"/>
    </xs:choice>
  </xs:sequence>
  <xs:anyAttribute namespace="##any" processContents="lax"/>
</xs:complexType>

<xs:complexType name="ImminentPerilCallType">
  <xs:sequence>
    <xs:element name="MCVideoGroupInitiation" type="mcvideoup:MCVideoGroupInitiationEntryType"/>
    <xs:element name="anyExt" type="mcvideoup:anyExtType" minOccurs="0"/>
    <xs:any namespace="##other" processContents="lax" minOccurs="0" maxOccurs="unbounded"/>
  </xs:sequence>
  <xs:anyAttribute namespace="##any" processContents="lax"/>
</xs:complexType>

<xs:complexType name="EmergencyAlertType">
  <xs:sequence>
    <xs:element name="entry" type="mcvideoup:EntryType"/>
    <xs:element name="anyExt" type="mcvideoup:anyExtType" minOccurs="0"/>
    <xs:any namespace="##other" processContents="lax" minOccurs="0" maxOccurs="unbounded"/>
  </xs:sequence>
  <xs:anyAttribute namespace="##any" processContents="lax"/>
</xs:complexType>

<xs:complexType name="MCVideoGroupInitiationEntryType">
  <xs:choice>
    <xs:element name="entry" type="mcvideoup:EntryType"/>
    <xs:element name="anyExt" type="mcvideoup:anyExtType" minOccurs="0"/>
    <xs:any namespace="##other" processContents="lax" minOccurs="0" maxOccurs="unbounded"/>
  </xs:choice>
  <xs:anyAttribute namespace="##any" processContents="lax"/>
</xs:complexType>

<xs:complexType name="MCVideoPrivateRecipientEntryType">
  <xs:sequence>
    <xs:element name="entry" type="mcvideoup:EntryType"/>
    <xs:element name="ProSeUserID-entry" type="mcvideoup:ProSeUserEntryType"/>
    <xs:element name="anyExt" type="mcvideoup:anyExtType" minOccurs="0"/>
    <xs:any namespace="##other" processContents="lax" minOccurs="0" maxOccurs="unbounded"/>
  </xs:sequence>
  <xs:anyAttribute namespace="##any" processContents="lax"/>
</xs:complexType>
```

```
<xs:complexType name="OnNetworkType">
  <xs:choice minOccurs="0" maxOccurs="unbounded">
    <xs:element name="MCVideoGroupInfo" type="mcvideoup:MCVideoGroupInfoType"/>
    <xs:element name="MaxAffiliationsN2" type="xs:nonNegativeInteger"/>
    <xs:element name="ImplicitAffiliations" type="mcvideoup:ListEntryType"/>
    <xs:element name="MaxSimultaneousVideoStreams" type="xs:positiveInteger" minOccurs="0"/>
    <xs:element name="PrivateEmergencyAlert" type="mcvideoup:EmergencyAlertType"/>
    <xs:element name="RemoteGroupSelectionURIList" type="mcvideoup:ListEntryType"/>
    <xs:element name="anyExt" type="mcvideoup:anyExtType" minOccurs="0"/>
    <xs:any namespace="##other" processContents="lax" minOccurs="0" maxOccurs="unbounded"/>
  </xs:choice>
  <xs:attributeGroup ref="mcvideoup:IndexType"/>
  <xs:anyAttribute namespace="##any" processContents="lax"/>
</xs:complexType>

<xs:complexType name="OffNetworkType">
  <xs:choice minOccurs="0" maxOccurs="unbounded">
    <xs:element name="MCVideoGroupInfo" type="mcvideoup:MCVideoGroupInfoType"/>
    <xs:element name="anyExt" type="mcvideoup:anyExtType" minOccurs="0"/>
    <xs:any namespace="##other" processContents="lax" minOccurs="0" maxOccurs="unbounded"/>
  </xs:choice>
  <xs:attributeGroup ref="mcvideoup:IndexType"/>
  <xs:anyAttribute namespace="##any" processContents="lax"/>
</xs:complexType>

<xs:complexType name="MCVideoGroupInfoType">
  <xs:sequence>
    <xs:element name="MCVideo-Group-ID" type="mcvideoup:EntryType"/>
    <xs:element name="GMS-Serv-Id" type="mcvideoup:EntryType"/>
    <xs:element name="IdMS-Token-Endpoint" type="mcvideoup:EntryType"/>
    <xs:element name="RelativePresentationPriority" type="mcvideoup:PriorityType"/>
    <xs:element name="GroupKMSURI" type="mcvideoup:EntryType"/>
    <xs:element name="anyExt" type="mcvideoup:anyExtType" minOccurs="0"/>
    <xs:any namespace="##other" processContents="lax" minOccurs="0" maxOccurs="unbounded"/>
  </xs:sequence>
  <xs:anyAttribute namespace="##any" processContents="lax"/>
</xs:complexType>
<xs:simpleType name="PriorityType">
  <xs:restriction base="xs:nonNegativeInteger">
    <xs:minInclusive value="0"/>
    <xs:maxInclusive value="255"/>
  </xs:restriction>
</xs:simpleType>

<xs:complexType name="ListEntryType">
  <xs:choice minOccurs="0" maxOccurs="unbounded">
    <xs:element name="entry" type="mcvideoup:EntryType"/>
    <xs:element name="anyExt" type="mcvideoup:anyExtType" minOccurs="0"/>
    <xs:any namespace="##other" processContents="lax" minOccurs="0" maxOccurs="unbounded"/>
  </xs:choice>
  <xs:attribute ref="xml:lang"/>
  <xs:attributeGroup ref="mcvideoup:IndexType"/>
  <xs:anyAttribute namespace="##any" processContents="lax"/>
</xs:complexType>

<xs:complexType name="EntryType">
  <xs:sequence>
    <xs:element name="uri-entry" type="xs:anyURI"/>
    <xs:element name="display-name" type="mcvideoup:DisplayNameElementType" minOccurs="0"/>
    <xs:element name="anyExt" type="mcvideoup:anyExtType" minOccurs="0"/>
    <xs:any namespace="##other" processContents="lax" minOccurs="0" maxOccurs="unbounded"/>
  </xs:sequence>
  <xs:attribute name="entry-info" type="mcvideoup:EntryInfoTypeList"/>
  <xs:attributeGroup ref="mcvideoup:IndexType"/>
  <xs:anyAttribute namespace="##any" processContents="lax"/>
</xs:complexType>

<xs:simpleType name="EntryInfoTypeList">
  <xs:restriction base="xs:normalizedString">
    <xs:enumeration value="UseCurrentlySelectedGroup"/>
    <xs:enumeration value="DedicatedGroup"/>
    <xs:enumeration value="UsePreConfigured"/>
    <xs:enumeration value="LocallyDetermined"/>
  </xs:restriction>
</xs:simpleType>
```

```

<xs:complexType name="DisplayNameElementType">
  <xs:simpleContent>
    <xs:extension base="xs:string">
      <xs:attribute ref="xml:lang"/>
      <xs:anyAttribute namespace="##any" processContents="lax"/>
    </xs:extension>
  </xs:simpleContent>
</xs:complexType>

<xs:simpleType name="protectionType">
  <xs:restriction base="xs:string">
    <xs:enumeration value="Normal"/>
    <xs:enumeration value="Encrypted"/>
  </xs:restriction>
</xs:simpleType>

<xs:complexType name="GeographicalAreaChangeType">
  <xs:sequence>
    <xs:element name="EnterSpecificArea" type="mcvideoup:GeographicalAreaType" minOccurs="0"
maxOccurs="unbounded"/>
    <xs:element name="ExitSpecificArea" type="mcvideoup:GeographicalAreaType" minOccurs="0"
maxOccurs="unbounded"/>
    <xs:element name="anyExt" type="mcvideoup:anyExtType" minOccurs="0"/>
    <xs:any namespace="##other" processContents="lax" minOccurs="0" maxOccurs="unbounded"/>
  </xs:sequence>
  <xs:anyAttribute namespace="##any" processContents="lax"/>
</xs:complexType>

<xs:complexType name="GeographicalAreaType">
  <xs:choice>
    <xs:element name="PolygonArea" type="mcvideoup:PolygonAreaType" minOccurs="0"/>
    <xs:element name="EllipsoidArcArea" type="mcvideoup:EllipsoidArcType" minOccurs="0"/>
    <xs:element name="anyExt" type="mcvideoup:anyExtType" minOccurs="0"/>
    <xs:any namespace="##other" processContents="lax" minOccurs="0" maxOccurs="unbounded"/>
  </xs:choice>
  <xs:anyAttribute namespace="##any" processContents="lax"/>
</xs:complexType>

<xs:complexType name="PolygonAreaType">
  <xs:sequence>
    <xs:element name="Corner" type="mcvideoup:PointCoordinateType" minOccurs="3" maxOccurs="15"/>
    <xs:element name="anyExt" type="mcvideoup:anyExtType" minOccurs="0"/>
    <xs:any namespace="##other" processContents="lax" minOccurs="0" maxOccurs="unbounded"/>
  </xs:sequence>
  <xs:anyAttribute namespace="##any" processContents="lax"/>
</xs:complexType>

<xs:complexType name="EllipsoidArcType">
  <xs:sequence>
    <xs:element name="Center" type="mcvideoup:PointCoordinateType"/>
    <xs:element name="Radius" type="xs:nonNegativeInteger"/>
    <xs:element name="OffsetAngle" type="xs:unsignedByte"/>
    <xs:element name="IncludedAngle" type="xs:unsignedByte"/>
    <xs:any namespace="##other" processContents="lax" minOccurs="0" maxOccurs="unbounded"/>
    <xs:element name="anyExt" type="mcvideoup:anyExtType" minOccurs="0"/>
  </xs:sequence>
  <xs:anyAttribute namespace="##any" processContents="lax"/>
</xs:complexType>

<xs:complexType name="PointCoordinateType">
  <xs:sequence>
    <xs:element name="Longitude" type="mcvideoup:CoordinateType"/>
    <xs:element name="Latitude" type="mcvideoup:CoordinateType"/>
    <xs:element name="anyExt" type="mcvideoup:anyExtType" minOccurs="0"/>
    <xs:any namespace="##other" processContents="lax" minOccurs="0" maxOccurs="unbounded"/>
  </xs:sequence>
  <xs:anyAttribute namespace="##any" processContents="lax"/>
</xs:complexType>

<xs:complexType name="CoordinateType">
  <xs:choice minOccurs="1" maxOccurs="1">
    <xs:element name="threebytes" type="mcvideoup:tThreeByteType" minOccurs="0"/>
    <xs:any namespace="##other" processContents="lax"/>
    <xs:element name="anyExt" type="mcvideoup:anyExtType" minOccurs="0"/>
  </xs:choice>
  <xs:attribute name="type" type="mcvideoup:protectionType"/>
  <xs:anyAttribute namespace="##any" processContents="lax"/>
</xs:complexType>

```

```
<!-- anyExt elements for "PointCoordinateType" -->
<xs:element name="altitude" type="mcvideoup:tCoordinateType2Bytes"/>

<xs:complexType name="tCoordinateType2Bytes">
  <xs:choice minOccurs="1" maxOccurs="1">
    <xs:element name="twobytes" type="mcvideoup:tTwoByteType" minOccurs="0"/>
    <xs:any namespace="##other" processContents="lax"/>
    <xs:element name="anyExt" type="mcvideoup:anyExtType" minOccurs="0"/>
  </xs:choice>
  <xs:attribute name="type" type="mcvideoup:protectionType"/>
  <xs:anyAttribute namespace="##any" processContents="lax"/>
</xs:complexType>

<xs:simpleType name="tThreeByteType">
  <xs:restriction base="xs:integer">
    <xs:minInclusive value="0"/>
    <xs:maxInclusive value="16777215"/>
  </xs:restriction>
</xs:simpleType>

<xs:simpleType name="tTwoByteType">
  <xs:restriction base="xs:integer">
    <xs:minInclusive value="-32768"/>
    <xs:maxInclusive value="32767"/>
  </xs:restriction>
</xs:simpleType>

<xs:complexType name="RulesForAffiliationManagementType">
  <xs:choice minOccurs="0" maxOccurs="unbounded">
    <xs:element name="ListOfLocationCriteria" type="mcvideoup:GeographicalAreaChangeType"/>
    <xs:element name="ListOfActiveFunctionalAliasCriteria" type="mcvideoup:ListEntryType"/>
    <xs:element name="anyExt" type="mcvideoup:anyExtType" minOccurs="0"/>
    <xs:any namespace="##other" processContents="lax" minOccurs="0" maxOccurs="unbounded"/>
  </xs:choice>
  <xs:attributeGroup ref="mcvideoup:IndexType"/>
  <xs:anyAttribute namespace="##any" processContents="lax"/>
</xs:complexType>

<xs:complexType name="SpeedType">
  <xs:sequence>
    <xs:element name="MinimumSpeed" type="xs:unsignedShort"/>
    <xs:element name="MaximumSpeed" type="xs:unsignedShort"/>
    <xs:element name="anyExt" type="mcvideoup:anyExtType" minOccurs="0"/>
    <xs:any namespace="##other" processContents="lax" minOccurs="0" maxOccurs="unbounded"/>
  </xs:sequence>
  <xs:anyAttribute namespace="##any" processContents="lax"/>
</xs:complexType>

<xs:complexType name="HeadingType">
  <xs:sequence>
    <xs:element name="MinimumHeading" type="xs:unsignedShort"/>
    <xs:element name="MaximumHeading" type="xs:unsignedShort"/>
    <xs:element name="anyExt" type="mcvideoup:anyExtType" minOccurs="0"/>
    <xs:any namespace="##other" processContents="lax" minOccurs="0" maxOccurs="unbounded"/>
  </xs:sequence>
  <xs:anyAttribute namespace="##any" processContents="lax"/>
</xs:complexType>

<!-- anyExt elements for Functional Alias-->
<xs:element name="FunctionalAliasList" type="mcvideoup:ListEntryType"/>
<xs:element name="allow-query-functional-alias-other-user" type="xs:boolean"/>
<xs:element name="allow-takeover-functional-alias-other-user" type="xs:boolean"/>
<xs:element name="MaxSimultaneousEmergencyGroupCalls" type="xs:positiveInteger"/>
<xs:element name="allow-functional-alias-binding-with-group" type="xs:boolean"/>

  <xs:element name="ListOfAllowedFAsToCall" type="mcvideoup:ListEntryType"/>
  <xs:element name="ListOfAllowedFAsToBeCalledFrom" type="mcvideoup:ListEntryType"/>

<!-- anyExt elements for Functional Alias for Location change-->
<xs:element name="LocationCriteriaForActivation" type="mcvideoup:GeographicalAreaChangeType"/>
<xs:element name="LocationCriteriaForDeactivation" type="mcvideoup:GeographicalAreaChangeType"/>
<xs:element name="manual-deactivation-not-allowed-if-location-criteria-met" type="xs:boolean"/>
<xs:element name="Speed" type="mcvideoup:SpeedType"/>
<xs:element name="Heading" type="mcvideoup:HeadingType"/>

<!-- anyExt elements for Functional Alias for Affiliation change-->
<!-- Note: anyExt elements for Functional Alias for Affiliation change include speed and heading-->
```

```

<xs:element name="RulesForAffiliation" type="mcvideoup:RulesForAffiliationManagementType"/>
<xs:element name="RulesForDeaffiliation" type="mcvideoup:RulesForAffiliationManagementType"/>
<xs:element name="manual-deaffiliation-not-allowed-if-affiliation-rules-are-met"
type="xs:boolean"/>

<!-- anyExt elements for Private call lists-->
<xs:element name="IncomingPrivateCallList" type="mcvideoup:PrivateCallListEntryType"/>

<xs:complexType name="PrivateCallListEntryType">
  <xs:choice minOccurs="1" maxOccurs="unbounded">
    <xs:element name="PrivateCallURI" type="mcvideoup:EntryType"/>
    <xs:element name="PrivateCallProSeUser" type="mcvideoup:ProSeUserEntryType"/>
    <xs:element name="anyExt" type="mcvideoup:anyExtType" minOccurs="0"/>
    <xs:any namespace="##other" processContents="lax" minOccurs="0" maxOccurs="unbounded"/>
  </xs:choice>
  <xs:attributeGroup ref="mcvideoup:IndexType"/>
  <xs:anyAttribute namespace="##any" processContents="lax"/>
</xs:complexType>

<xs:element name="user-max-simultaneous-authorizations" type="xs:positiveInteger"/>

<!-- anyExt elements for migration-->
<xs:element name="MigratablePartnerMCVideoSystemInfo"
type="mcvideoup:MigratablePartnerMCVideoSystemInfoEntryType"/>

<xs:element name="allow-presence-status" type="xs:boolean"/>
<xs:element name="allow-request-presence" type="xs:boolean"/>
<xs:element name="allow-query-availability-for-private-calls" type="xs:boolean"/>
<xs:element name="allow-enable-disable-user" type="xs:boolean"/>
<xs:element name="allow-enable-disable-UE" type="xs:boolean"/>
<xs:element name="allow-private-call" type="xs:boolean"/>
<xs:element name="allow-manual-commencement" type="xs:boolean"/>
<xs:element name="allow-automatic-commencement" type="xs:boolean"/>
<xs:element name="allow-force-auto-answer" type="xs:boolean"/>
<xs:element name="allow-failure-restriction" type="xs:boolean"/>
<xs:element name="allow-emergency-group-call" type="xs:boolean"/>
<xs:element name="allow-emergency-private-call" type="xs:boolean"/>
<xs:element name="allow-cancel-group-emergency" type="xs:boolean"/>
<xs:element name="allow-cancel-private-emergency-call" type="xs:boolean"/>
<xs:element name="allow-imminent-peril-call" type="xs:boolean"/>
<xs:element name="allow-cancel-imminent-peril" type="xs:boolean"/>
<xs:element name="allow-activate-emergency-alert" type="xs:boolean"/>
<xs:element name="allow-cancel-emergency-alert" type="xs:boolean"/>
<xs:element name="allow-offnetwork" type="xs:boolean"/>
<xs:element name="allow-imminent-peril-change" type="xs:boolean"/>
<xs:element name="allow-private-call-media-protection" type="xs:boolean"/>
<xs:element name="allow-request-affiliated-groups" type="xs:boolean"/>
<xs:element name="allow-request-to-affiliate-other-users" type="xs:boolean"/>
<xs:element name="allow-recommend-to-affiliate-other-users" type="xs:boolean"/>
<xs:element name="allow-private-call-to-any-user" type="xs:boolean"/>
<xs:element name="allow-regroup" type="xs:boolean"/>
<xs:element name="allow-private-call-participation" type="xs:boolean"/>
<xs:element name="allow-manual-off-network-switch" type="xs:boolean"/>
<xs:element name="allow-off-network-group-call-change-to-emergency" type="xs:boolean"/>
<xs:element name="allow-revoke-transmit" type="xs:boolean"/>
<xs:element name="allow-create-group-broadcast-group" type="xs:boolean"/>
<xs:element name="allow-create-user-broadcast-group" type="xs:boolean"/>
<xs:element name="allow-request-remote-initiated-ambient-viewing" type="xs:boolean"/>
<xs:element name="allow-request-locally-initiated-ambient-viewing" type="xs:boolean"/>
<xs:element name="allow-to-receive-private-call-from-any-user" type="xs:boolean"/>
<xs:element name="allow-activate-adhoc-group-emergency-alert" type="xs:boolean"/>
<xs:element name="allow-cancel-adhoc-group-emergency-alert" type="xs:boolean"/>
<xs:element name="allow-to-recv-adhoc-group-emergency-alert-participants-info" type="xs:boolean"/>
<xs:element name="allow-to-setup-adhoc-group-call-using-emergency-alert-adhoc-group"
type="xs:boolean"/>
<xs:element name="allow-adhoc-group-call" type="xs:boolean"/>
<xs:element name="allow-adhoc-group-call-participation" type="xs:boolean"/>
<xs:element name="allow-emergency-adhoc-group-call" type="xs:boolean"/>
<xs:element name="allow-imminent-peril-adhoc-group-call" type="xs:boolean"/>
<xs:element name="allow-to-recv-adhoc-group-call-participants-info" type="xs:boolean"/>
<xs:element name="allow-to-modify-adhoc-group-call-participants-info" type="xs:boolean"/>

<xs:element name="anyExt" type="mcvideoup:anyExtType"/>

<xs:attributeGroup name="IndexType">
  <xs:attribute name="index" type="xs:token"/>
</xs:attributeGroup>

```

```

<!-- empty complex type -->
<xs:complexType name="emptyType"/>

<xs:complexType name="anyExtType">
  <xs:sequence>
    <xs:any namespace="##any" processContents="lax" minOccurs="0" maxOccurs="unbounded"/>
  </xs:sequence>
</xs:complexType>

<xs:complexType name="MigratablePartnerMCVideoSystemInfoEntryType">
  <xs:sequence>
    <xs:element name="PartnerMCVideoSystemId" type="xs:anyURI"/>
    <xs:element name="AccessInformationForPartnerMCVideoSystem" type="mcptt:mcptt-UE-initial-configuration"/>
    <xs:element name="anyExt" type="mcvideo:anyExtType" minOccurs="0"/>
    <xs:any namespace="##other" processContents="lax" minOccurs="0" maxOccurs="unbounded"/>
  </xs:sequence>
</xs:complexType>

</xs:schema>

```

9.3.2.4 Default Document Namespace

The default document namespace used in evaluating URIs shall be "urn:3gpp:ns:mcvideo:user-profile:1.0".

9.3.2.5 MIME type

The MIME type for the MCVideo user profile configuration document shall be "application/vnd.3gpp.mcvideo-user-profile+xml".

9.3.2.6 Validation Constraints

The MCVideo user profile configuration document shall conform to the XML Schema described in clause 9.3.2.3 "XML Schema", with the clarifications given in this clause.

The value of the "XUI-URI" attribute of the <mcvideo-user-profile> element shall be the same as the XUI value of the Document URI for the MCVideo user profile configuration document. If not, the XDMS shall return an HTTP "409 Conflict" response as described in IETF RFC 4825 [14], including the <constraint-failure> error element. If included, the "phrase" attribute should be set to "Wrong User Profile URI".

The document name of the MCVideo user profile configuration document shall comply with naming convention: mcvideo-user-profile-<profile-index>.xml. If not, the XDMS shall return an HTTP "409 Conflict" response as described in IETF RFC 4825 [14], including the <constraint-failure> error element. If included, the "phrase" attribute should be set to "The user profile document name does not comply with the format: 'mcvideo-user-profile-<profile-index>.xml'".

The value of the <RelativePresentationPriority> element of the <MCVideoGroupInfo> element shall be within the range of 0 to 255. If not, the XDMS shall return an HTTP "409 Conflict" response as described in IETF RFC 4825 [14], including the <constraint-failure> error element. If included, the "phrase" attribute should be set to "Priority value out of range".

The value of the <User-Info-ID> shall be 6 octets expressed in hexadecimal format. If not, the XDMS shall return an HTTP "409 Conflict" response as described in IETF RFC 4825 [14], including the <constraint-failure> error element. If included, the "phrase" attribute should be set to "Invalid User Info ID".

If more than one MCVideo user profile document is specified for the MCVideo user in the "XDM collections" in the user's directory, then only one MCVideo user profile document shall contain the <Pre-selected-indication> element. If there is only one MCVideo user profile specified for the MCVideo user in the user's directory, then it is optional to include the <Pre-selected-indication> element. If a MCVideo user profile document containing the <Pre-selected-indication> element already exists for the MCVideo user in the "XDM collections" the XDMS shall return an HTTP "409 Conflict" response as described in IETF RFC 4825 [14], including the <constraint-failure> error element. If included, the "phrase" attribute should be set to "Pre-selected User Profile Indication already exists in:" including the contents of the <Profile-Name> element of the MCVideo user profile document that already contains the <Pre-selected-indication> element.

If the <allow-unlimited-video-streams> element is set to "true" and the MCVideo user profile contains a <MaxSimultaneousVideoStreams> element, then the value contained in the <MaxSimultaneousVideoStreams> element is ignored.

The value of the <ReceptionPriority> element of the <Common> element shall be within the range of 0 to 255. If not, the XDMS shall return an HTTP "409 Conflict" response as described in IETF RFC 4825 [14], including the <constraint-failure> error element. If included, the "phrase" attribute should be set to "ReceptionPriority value out of range".

9.3.2.7 Data Semantics

The <Name> element is of type "token" and corresponds to the "Name" element of clause 13.2.3 in 3GPP TS 24.483 [4].

The <alias-entry> element of the <UserAlias> element is of type "token" and indicates an alphanumeric alias of the MCVideo user and corresponds to the leaf nodes of the "UserAlias" element of clause 13.2.13 in 3GPP TS 24.483 [4].

The <uri-entry> element is of type "anyURI" and when it appears within:

- <entry> element of the <MCVideoUserID> element of the <Common> element, contains the MCVideo user identity (MCVideo ID) of the MCVideo user, and corresponds to the "MCVideoUserID" element of clause 13.2.7 in 3GPP TS 24.483 [4];
- the <entry> element of the <PrivateCallURI> element of the <PrivateCallOnNetwork> element of the <PrivateCallList> element of the <PrivateCall> list element indicates an MCVideo ID of an MCVideo user that the MCVideo user is authorised to initiate a private call to and corresponds to the "MCVideoID" element of clause 13.2.38I5 in 3GPP TS 24.483 [4];
- the <entry> element of the <MCVideoGroupInitiation> element of the <EmergencyCall> element of the <MCVideo-group-call> element indicates the MCVideo group used on initiation of an MCVideo emergency group call and corresponds to the "GroupID" element of the "MCVideoGroupInitiation" element of clause 13.2.38D3 in 3GPP TS 24.483 [4];
- the <entry> element of the <MCVideoGroupInitiation> element of the <ImminentPerilCall> element of the <MCVideo-group-call> element indicates the MCVideo group used on initiation of an MCVideo imminent peril group call and corresponds to the "GroupID" element of clause 13.2.38G3 in 3GPP TS 24.483 [4];
- the <entry> element of the <MCVideoPrivateRecipient> of the <EmergencyCall> element of the <PrivateCall> element indicates the recipient MCVideo user for an on-network MCVideo emergency private call and corresponds to the "ID" element of clause 13.2.38T in 3GPP TS 24.483 [4];
- the <entry> element of the <EmergencyAlert> element of the <MCVideo-group-call> element, indicates the MCVideo group for an on-network MCVideo emergency group alert and corresponds to the "ID" element of clause 13.2.38A5 in 3GPP TS 24.483 [4];
- the <entry> element of the <EmergencyAlert> element of the <PrivateEmergencyAlert> element indicates the MCVideo user recipient for an on-network MCVideo emergency private alert and corresponds to the "ID" element of clause 13.2.87G in 3GPP TS 24.483 [4];
- the <entry> element of the <RemoteGroupSelectionURIList> list element of the <OnNetwork> element indicates an MCVideo ID of an MCVideo user whose selected group is authorised to be remotely changed by the MCVideo user and corresponds to the "MCVideoID" element of clause 13.2.87M in 3GPP TS 24.483 [4];
- the <GroupKMSURI> element of the <MCVideoGroupInfo> element of the <OnNetwork> element contains the URI used to contact the key management server associated with the MCVideo Group ID in the <MCVideo-Group-ID> element and corresponds to the "GroupKMSURI" element of clause 13.2.50D in 3GPP TS 24.483 [4]. If the entry element is empty, the KMS URI present in the MCS initial configuration document is used;
- the <GroupKMSURI> element of the <MCVideoGroupInfo> element of the <OffNetwork> element contains the URI used to contact the key management server associated with the MCVideo Group ID in the <MCVideo-Group-ID> element and corresponds to the "GroupKMSURI" element of clause 13.2.100C in 3GPP TS 24.483 [4]. If the entry element is empty, the KMS URI present in the MCS initial configuration document is used;

- the <entry> element of the <PrivateCallKMSURI> element of the <PrivateCallOnNetwork> element of the <PrivateCallList> element of the <PrivateCall> element of the <Common> element contains the URI used to contact the KMS associated with the MCVideo ID contained in the <PrivateCallURI> element of the same <PrivateCallOnNetwork> element of the <PrivateCallList> element of the <PrivateCall> element of the <Common> element and corresponds to the "PrivateCallKMSURI" element of clause 13.2.38I9 in 3GPP TS 24.483 [4]; If the entry element is empty, the KMS URI present in the MCS initial configuration document is used;
- the <entry> element of the <PrivateCallKMSURI> element of the <PrivateCallOffNetwork> element of the same <PrivateCallList> element of the <PrivateCall> element of the <Common> element contains the URI used to contact the KMS associated with the User-Info-ID contained in the <PrivateCallProSeUser> element of the same <PrivateCallOffNetwork> element of the <PrivateCallList> element of the <PrivateCall> element of the <Common> element and corresponds to the "PrivateCallKMSURI" element of clause 13.2.38I9 in 3GPP TS 24.483 [4]; If the entry element is empty, the KMS URI present in the MCS initial configuration document is used;
- the <MCVideo-Group-ID> element of the <MCVideoGroupInfo> element of the <OnNetwork> element contains the MCVideo group ID of an on-network MCVideo group for use by the configured MCVideo user, and corresponds to the "MCVideoGroupID" element of clause 13.2.43 in 3GPP TS 24.483 [4];
- the <MCVideo-Group-ID> element of the <MCVideoGroupInfo> element of the <OffNetwork> element contains the MCVideo group ID of an off-network MCVideo group for use by the configured MCVideo user, and corresponds to the "MCVideoGroupID" element of clause 13.2.93 in 3GPP TS 24.483 [4];
- the <GMS-Serv-Id> element of the <MCVideoGroupInfo> element of the <OnNetwork> element, contains the URI of the group management server hosting the on-network MCVideo group identified by the <MCVideo-Group-ID> element, and corresponds to the "GMSServId" element of clause 13.2.47 in 3GPP TS 24.483 [4];
- the <IdMS-Token-Endpoint> element of the <MCVideoGroupInfo> element of the <OnNetwork> element, contains the URI used to contact the identity management server token endpoint for the on-network MCVideo group identified by the <MCVideo-Group-ID> element, and corresponds to the "IdMSTokenEndPoint" element of clause 13.2.50 in 3GPP TS 24.483 [4]. If the entry element is empty, the idms-auth-endpoint and idms-token-endpoint present in the MCS UE initial configuration document are used;
- the <GMS-Serv-Id> element of the <MCVideoGroupInfo> element of the <OffNetwork> element, contains the URI of the group management server hosting the off-network MCVideo group identified by the <MCVideo-Group-ID> element, and corresponds to the "GMSServId" element of clause 13.2.97 in 3GPP TS 24.483 [4];
- the <IdMS-Token-Endpoint> element of the <MCVideoGroupInfo> element of the <OffNetwork> element, contains the URI used to contact the identity management server token endpoint for the off-network MCVideo group identified by the <MCVideo-Group-ID> element, and corresponds to the "IdMSTokenEndPoint" element of clause 13.2.100 in 3GPP TS 24.483 [4]. If the entry element is empty, the idms-auth-endpoint and idms-token-endpoint present in the MCS UE initial configuration document are used; and
- the <entry> element of the <ImplicitAffiliations> list element of the <OnNetwork> element indicates an MCVideo group ID of an MCVideo group that the MCVideo user is implicitly affiliated with, and corresponds to the "MCVideoGroupID" element of clause 13.2.55 in 3GPP TS 24.483 [4];
- the <entry> element of the <FunctionalAliasList> list element of the <anyExt> element of the <OnNetwork> element contains a functional alias that the MCVideo user is authorised to activate and corresponds to the "FunctionalAlias" element of clause 13.2.87A6 in 3GPP TS 24.483 [4];
- the <entry> element of the <ListOfAllowedFAsToCall> element in the <anyExt> element of the <FunctionalAliasList> element within the <anyExt> element of the <OnNetwork> element contains a target functional alias that the MCVideo user is authorised to call, if it has activated and is using the parent functional alias (see <FunctionalAliasList> element), and corresponds to the "FunctionalAlias" element of subclause 13.2.87A7E in 3GPP TS 24.483 [4];
- the <entry> element of the <ListOfAllowedFAsToBeCalledFrom> element in the <anyExt> element of the <FunctionalAliasList> element within the <anyExt> element of the <OnNetwork> element contains a functional alias from which the MCVideo user is authorised to receive a call, if it has activated and is using the parent functional alias (see <FunctionalAliasList> element);

- the <PrivateCallURI> element of the <IncomingPrivateCallList> element of the <anyExt> element of the <OnNetwork> element indicates an MCVideo ID of an MCVideo user from whom the MCVideo user is authorised to receive a private call and corresponds to the "MCVideoID" element of clause 13.2.87C3 in 3GPP TS 24.483 [4];
- the <PrivateCallKMSURI> element of the <PrivateCallKMSURI> of the <anyExt> element of the <PrivateCallURI> element of the <IncomingPrivateCallList> element of the <anyExt> element of the <OnNetwork> element is only present if the URI of the KMS for the associated MCVideo ID is different from the KMS URI in <uri-entry> element of the <PrivateCallKMSURI> element of the <PrivateCallKMSURI> element of the <anyExt> element of the <IncomingPrivateCallList> element of the <OnNetwork> element and corresponds to the "MCVideoIDKMSURI" element of clause 13.2.87C4 in 3GPP TS 24.483 [4]; and
- the <PrivateCallKMSURI> element of the <PrivateCallKMSURI> element of the <anyExt> element of the <IncomingPrivateCallList> element of the <OnNetwork> element contains the URI used to contact the KMS associated with the MCVideo IDs contained in the PrivateCallURI elements of the <IncomingPrivateCallList> element and corresponds to the "MCVideoIDKMSURI" element of clause 13.2.87C4 in 3GPP TS 24.483 [4]; If the <uri-entry> element is empty, the KMS present in the MCS initial configuration document is used.

The <display-name> element is of type "string", contains a human readable name and when it appears within:

- the <MCVideo-Group-ID> element of the <MCVideoGroupInfo> element of the <OnNetwork> element contains the name of an on-network MCVideo group for use by the configured MCVideo user, and corresponds to the "DisplayName" element of clause 13.2.44 in 3GPP TS 24.483 [4];
- the <MCVideo-Group-ID> element of the <MCVideoGroupInfo> element of the <OffNetwork> element contains the name of an off-network MCVideo group for use by the configured MCVideo user, and corresponds to the "DisplayName" element of clause 13.2.94 in 3GPP TS 24.483 [4];
- the <entry> element of the <ImplicitAffiliations> list element of the <OnNetwork> element indicates the name of an MCVideo group that the MCVideo user is implicitly affiliated with, and corresponds to the "DisplayName" element of clause 13.2.56 in 3GPP TS 24.483 [4];
- the <entry> element of the <MCVideoGroupInitiation> element of the <EmergencyCall> element of the <MCVideo-group-call> element indicates the name of the MCVideo group used on initiation of an MCVideo emergency group call, and corresponds to the "DisplayName" element of the "MCVideoGroupInitiation" element of clause 13.2.38D4 in 3GPP TS 24.483 [4];
- the <entry> element of the <MCVideoPrivateRecipient> of the <EmergencyCall> element of the <PrivateCall> element indicates the name of the recipient MCVideo user for an MCVideo emergency private call and corresponds to the "DisplayName" element of clause 13.2.38W in 3GPP TS 24.483 [4];
- the <entry> element of the <MCVideoGroupInitiation> element of the <ImminentPerilCall> element of the <MCVideo-group-call> element indicates the name of the MCVideo group used on initiation of an MCVideo imminent peril group call and corresponds to the "DisplayName" element of clause 13.2.38G4 in 3GPP TS 24.483 [4];
- the <entry> element of the <EmergencyAlert> element of the <MCVideo-group-call> element, indicates the name of the recipient MCVideo group for an MCVideo emergency Alert and corresponds to the "DisplayName" element of clause 13.2.38A6 in 3GPP TS 24.483 [4];
- the <entry> element of the <EmergencyAlert> element of the <PrivateEmergencyAlert> element indicates the name of the MCVideo user recipient for an on-network MCVideo emergency private alert and corresponds to the "DisplayName" element of clause 13.2.87H in 3GPP TS 24.483 [4]; and
- the <entry> element of the <PrivateCallURI> of the <PrivateCallList> element indicates the name of an MCVideo ID of an MCVideo user that the MCVideo user is authorised to initiate a private call to and corresponds to the "DisplayName" element of clause 13.2.38I8 in 3GPP TS 24.483 [4].

The "index" attribute is of type "token" and is included within some elements for uniqueness purposes, and does not appear in the user profile configuration managed object specified in 3GPP TS 24.483 [4].

The <Status> element is of type "Boolean" and indicates whether this particular MCVideo user profile is enabled or disabled and corresponds to the "Status" element of clause 13.2.103 in 3GPP TS 24.483 [4]. When set to "true" this MCVideo user profile is enabled. When set to "false" this MCVideo user profile is disabled.

The "user-profile-index" is of type "unsignedByte" and indicates the particular MCVideo user profile configuration document in the collection and corresponds to the "MCVideoUserProfileIndex" element of clause 13.2.8 in 3GPP TS 24.483 [4].

The <ProfileName> element is of type "token" and specifies the name of the MCVideo user profile configuration document in the MCVideo user profile XDM collection and corresponds to the "MCVideoUserProfileName" element of clause 13.2.9 in 3GPP TS 24.483 [4].

The <Pre-selected-indication> element is of type "mcvideoup:emptyType". Presence of the <Pre-selected-indication> element indicates that this particular MCVideo user profile is designated to be the pre-selected MCVideo user profile as defined in 3GPP TS 23.281 [27], and corresponds to the "PreSelectedIndication" element of clause 13.2.10 in 3GPP TS 24.483 [4]. Absence of the <Pre-selected-indication> element indicates that this MCVideo user profile is not designated as the pre-selected MCVideo user profile within the collection of MCVideo user profiles for the MCVideo user or is the only MCVideo user profile within the collection and is the pre-selected MCVideo user profile by default.

The "XUI-URI" attribute is of type "anyURI" that contains the XUI of the MCVideo user for whom this MCVideo user profile configuration document is intended and does not appear in the user profile configuration managed object specified in 3GPP TS 24.483 [4].

The <ParticipantType> element of the <Common> element is of type "token" and indicates the functional category of the MCVideo user (e.g., first responder, second responder, dispatch, dispatch supervisor). The <ParticipantType> element corresponds to the "ParticipantType" element of clause 13.2.15 in 3GPP TS 24.483 [4].

The <MissionCriticalOrganization> element of the <Common> element is of type "string" and indicates the name of the mission critical organization the MCVideo User belongs to. The <MissionCriticalOrganization> element corresponds to the "Organization" element of clause 13.2.16 in 3GPP TS 24.483 [4].

The <RelativePresentationPriority> element is of type "nonNegativeInteger" and when it appears in:

- the <MCVideoGroupInfo> element of the <OnNetwork> element, contains an integer value between 0 and 255 indicating the presentation priority of the on-network group relative to other on-network groups and on-network users, and corresponds to the "RelativePresentationPriority" element of clause 13.2.51 in 3GPP TS 24.483 [4];
- the <MCVideoGroupInfo> element of the <OffNetwork> element, contains an integer value between 0 and 255 indicating the presentation priority of the off-network group relative to other off-network groups and off-network users, and corresponds to the "RelativePresentationPriority" element of clause 13.2.101 in 3GPP TS 24.483 [4];

The <MaxAffiliationsN2> element is of type "nonNegativeInteger", and indicates the maximum number of MCVideo groups that the MCVideo user is authorised to affiliate with, and corresponds to the "MaxAffiliationsNc2" element of clause 13.2.67 in 3GPP TS 24.483 [4].

The <MaxSimultaneousCallsN6> element of the <MCVideo-group-call> element is of type "positiveInteger" and indicates the maximum number of simultaneously received MCVideo group calls, and corresponds to the "MaxSimultaneousCallsN6" element of clause 13.2.38G7 in 3GPP TS 24.483 [4].

The <MaxSimultaneousVideoStreams> element of the <OnNetwork> element is of type "unsignedShort" and contains maximum number of simultaneous video streams that can be received by the MCVideo user, and corresponds to the "MaxStreams" element of clause 13.2.74 in 3GPP TS 24.483 [4].

The <MaxSimultaneousEmergencyGroupCalls> element of the <anyExt> element within the <entry> element of the <FunctionalAliasList> list element of the <anyExt> element within the <OnNetwork> element is of type "positiveInteger" and indicates the maximum number of simultaneous MCVideo emergency group calls for the specific functional alias, and corresponds to the "MaxSimultaneousEmergencyGroupCalls" element of clause 13.2.87A7A in 3GPP TS 24.483 [4].

The <LocationCriteriaForActivation> element within the <anyExt> element of the <entry> element within the <FunctionalAliasList> list element of the <anyExt> element of the <OnNetwork> element indicates the geographical area changes that trigger the functional alias activation. It corresponds to the "LocationCriteriaForActivation" element of clause 13.2.87A6A in 3GPP TS 24.483 [4] and consists of the following sub-elements:

- <EnterSpecificArea> element is of type "mcvideoup: GeographicalAreaType". It is an optional element indicating a geographical area which when entered triggers the functional alias activation. The <EnterSpecificArea> element has the following sub-elements:

- a) <PolygonArea>, an optional element specifying the area as a polygon specified in clause 5.2 in 3GPP TS 23.032 [31];
 - b) <EllipsoidArcArea>, an optional element specifying the area as an Ellipsoid Arc specified in clause 5.7 in 3GPP TS 23.032 [31];
 - c) <anyExt> element containing a <Speed> element; and
 - d) <anyExt> element containing a <Heading> element.
- <ExitSpecificArea> element is of type "mcvideo: GeographicalAreaType". It is an optional element indicating a geographical area which when exited triggers the functional alias activation and has the same sub-elements as <EnterSpecificArea>.

The <LocationCriteriaForDeactivation> element within the <anyExt> element of the <entry> element within the <FunctionalAliasList> list element of the <anyExt> element of the <OnNetwork> element indicates the geographical area changes that trigger the functional alias de-activation. It corresponds to the "LocationCriteriaForDeactivation" element of clause 13.2.87A6B in 3GPP TS 24.483 [4] and consists of the following sub-elements:

- <EnterSpecificArea> element is of type "mcvideo: GeographicalAreaType". It is an optional element specifying a geographical area which when entered triggers the functional alias de-activation; and
- <ExitSpecificArea> element is of type "mcvideo: GeographicalAreaType". It is an optional element specifying a geographical area which when exited triggers the functional alias de-activation.

The <manual-deactivation-not-allowed-if-location-criteria-met> element within the <anyExt> element of the <entry> element within the <FunctionalAliasList> list element of the <anyExt> element of the <OnNetwork> element is of type "Boolean" and corresponds to the "ManualDeactivationNotAllowedIfLocationCriteriaMet" element of clause 13.2.87A6C in 3GPP TS 24.483 [4]. When set to "true" the MCVideo user is not allowed to deactivate the functional alias while the location criteria for activation are met.

The <RulesForAffiliation> element within the <anyExt> element of the <entry> element within the <MCVideoGroupInfo> element of the <OnNetwork> element indicates upon a change in geographical area or a change in functional alias activation status to the MCVideo client to evaluate the rules. If for any rule any location criteria is fulfilled and any functional alias criteria is fulfilled the MCVideo client triggers the group affiliation. It corresponds to the "RulesForAffiliation" element of clause 13.2.43A in 3GPP TS 24.483 [4] and consists of the following sub-elements:

- <ListOfLocationCriteria> element is of type "mcvideo: GeographicalAreaChangeType". It is an optional element indicating the location related criteria of a rule. The <ListOfLocationCriteria> element has the following sub-elements:
 - a) <EnterSpecificArea> element is of type "mcvideo: GeographicalAreaType". It is an optional element indicating a geographical area which when entered triggers the evaluation of the rules. If any rule is fulfilled it triggers the group affiliation. The <EnterSpecificArea> element has the following sub-elements:
 - i) <PolygonArea>, an optional element specifying the area as a polygon specified in clause 5.2 in 3GPP TS 23.032 [31];
 - ii) <EllipsoidArcArea>, an optional element specifying the area as an Ellipsoid Arc specified in clause 5.7 in 3GPP TS 23.032 [31];
 - iii) an <anyExt> optional element containing a <Speed> element that has the following sub-elements:
 - A) <MinimumSpeed> is of type "unsignedShort", indicates the minimum speed that is considered in the evaluation of a rule for a specific area that would trigger affiliation and corresponds to the "MinimumSpeed" element of clause 13.2.43A19 in 3GPP TS 24.483 [4]; and
 - B) <MaximumSpeed> is of type "unsignedShort", indicates the maximum speed that is considered in the evaluation of a rule for a specific area that would trigger affiliation and corresponds to the "MaximumSpeed" element of clause 13.2.43A20 in 3GPP TS 24.483 [4]; and
 - iv) an <anyExt> optional element containing a <Heading> element that has the following sub-elements:

- A) <MinimumHeading> is of type "unsignedShort", indicates the minimum heading that is considered in the evaluation of a rule for a specific area that would trigger affiliation and corresponds to the "MinimumHeading" element of clause 13.2.43A22 in 3GPP TS 24.483 [4]; and
- B) <MaximumHeading> is of type "unsignedShort", indicates the maximum heading that is considered in the evaluation of a rule for a specific area that would trigger affiliation and corresponds to the "MaximumHeading" element of clause 13.2.43A23 in 3GPP TS 24.483 [4]; and
- b) <ExitSpecificArea> element is of type "mcvideo: GeographicalAreaType". It is an optional element indicating a geographical area which when exited triggers the evaluation of the rules- If any rule is fulfilled it triggers it triggers the group affiliation. It has the same sub-elements as <EnterSpecificArea>.
- <ListOfActiveFunctionalAliasCriteria> containing one or more <entry> elements containing the <anyExt> element set to the functional alias whose activation or deactivation triggers evaluation of the rules and corresponds to the "FunctionalAlias" element of clause 13.2.43A47 in 3GPP TS 24.483 [4];

The <RulesForDeaffiliation> element within the <anyExt> element of the <entry> element within the <MCVideoGroupInfo> element of the <OnNetwork> element indicates upon a change in geographical area or a change in functional alias activation status to the MCVideo client to evaluate the rules. If for any rule any location criteria is fulfilled and any functional alias criteria is fulfilled the MCVideo client triggers the group deaffiliation. It corresponds to the "RulesForDeaffiliation" element of clause 13.2.43B in 3GPP TS 24.483 [4] and consists of the following sub-elements:

- <ListOfLocationCriteria> element is of type "mcvideo: GeographicalAreaChangeType". It is an optional element indicating the location related criteria of a rule.
- <ListOfActiveFunctionalAliasCriteria> containing one or more <entry> elements containing the <anyExt> element set to the functional alias whose activation or deactivation triggers evaluation of the rules and corresponds to the "FunctionalAlias" element of clause 13.2.43B47 in 3GPP TS 24.483 [4];

The <manual-deaffiliation-not-allowed-if-affiliation-rules-are-met> element within the <anyExt> element of the <entry> element within the <MCVideoGroupInfo> element of the <anyExt> element of the <OnNetwork> element is of type "Boolean" and corresponds to the "ManualDeaffiliationNotAllowedIfAffiliationRulesAreMet" element of clause 13.2.43C in 3GPP TS 24.483 [4]. When set to "true" the MCVideo user is not allowed to deaffiliate from the group if the rules for affiliation are met.

The <User-Info-ID> element is of type "hexBinary". When the <User-Info-ID> element appears within:

- the <ProSeUserID-entry> element of the <MCVideoPrivateRecipient> of the <EmergencyCall> element indicates the ProSe "User Info ID" as defined in 3GPP TS 23.303 [18] and 3GPP TS 24.334 [19] of the recipient MCVideo user for an MCVideo emergency private call and corresponds to the "UserInfoID" element of clause 13.2.38V in 3GPP TS 24.483 [4]; and
- the <PrivateCallProSeUser> element of the <PrivateCallList> element indicates a ProSe "User Info ID" as defined in 3GPP TS 23.303 [18] and 3GPP TS 24.334 [19] of another MCVideo user that the MCVideo user is authorised to initiate a private call to and corresponds to the "UserInfoID" element of clause 13.2.38I7 in 3GPP TS 24.483 [4].

The <DiscoveryGroupID> element is of type "hexBinary" and is used as the Discovery Group ID in the ProSe discovery procedures as specified in 3GPP TS 23.303 [18] and 3GPP TS 24.334 [19]. When it appears within:

- the <MCVideoPrivateRecipient> element of the <EmergencyCall> element, it identifies the Discovery Group ID that the MCVideo UE uses to initiate an off-network MCVideo emergency private call and corresponds to the "DiscoveryGroupID" element of clause 13.2.38U in 3GPP TS 24.483 [4]; and
- the <PrivateCallProSeUser> element of the <PrivateCallList> element, it identifies the Discovery Group ID that the MCVideo UE uses to initiate a private call during off-network operation and corresponds to the "DiscoveryGroupID" element of clause 13.2.38I6 in 3GPP TS 24.483 [4].

The "entry-info" attribute is of type "string" and when it appears within:

- the <entry> element of the <MCVideoGroupInitiation> element of the <EmergencyCall> element of the <MCVideo-group-call> element, it corresponds to the "Usage" element of clause 13.2.38D5 in 3GPP TS 24.483 [4] and indicates the group to use as the destination address for an emergency group call:

- a) the MCVidéo user currently selected MCVidéo group if the "entry-info" attribute has the value of 'UseCurrentlySelectedGroup'; or
- b) the value in the <uri-entry> element within the <entry> element of the <MCVidéoGroupInitiation> element for an on-network emergency group call, if the "entry-info" attribute has the value of 'DedicatedGroup' or if the "entry-info" attribute has the value of 'UseCurrentlySelectedGroup' and the MCVidéo user has no currently selected MCVidéo group;
- the <entry> element of the <MCVidéoPrivateRecipient> element of the <EmergencyCall> element of the <PrivateCall> element, it corresponds to the "Usage" element of clause 13.2.38X in 3GPP TS 24.483 [4] and indicates to use as the destination address for an emergency private call:
 - a) an MCVidéo ID of an MCVidéo user that is selected by the MCVidéo user if the "entry-info" attribute has the value of 'LocallyDetermined';
 - b) the value in the <uri-entry> element within the <entry> element of the <MCVidéoPrivateRecipient> for an on-network emergency private call, if the "entry-info" attribute has the value of 'UsePreConfigured'; or
 - c) the value in the <User-Info-ID> element within the <ProSeUserID-entry> element of the <MCVidéoPrivateRecipient> for an off-network emergency private call, if the "entry-info" attribute has the value of 'UsePreConfigured';
- the <entry> element of the <MCVidéoGroupInitiation> element of the <ImminentPerilCall> element of the <MCVidéo-group-call> element, it corresponds to the "Usage" element of clause 13.2.38G5 in 3GPP TS 24.483 [4] and indicates to use as the destination for the MCVidéo imminent peril group call:
 - a) the MCVidéo user currently selected MCVidéo group if the "entry-info" attribute has the value of 'UseCurrentlySelectedGroup'; or
 - b) the value in the <uri-entry> element within the <entry> element of the <MCVidéoGroupInitiation> for an on-network imminent peril call, if the "entry-info" attribute has the value of:
 - i) 'DedicatedGroup'; or
 - ii) 'UseCurrentlySelectedGroup' and the MCVidéo user has no currently selected MCVidéo group; and
- the <entry> element within the <EmergencyAlert> element, it corresponds to the "Usage" element of clause 13.2.38A7 in 3GPP TS 24.483 [4] and indicates to use as the destination address for a group emergency alert:
 - a) the MCVidéo user currently selected MCVidéo group if the "entry-info" attribute has the value of 'UseCurrentlySelectedGroup';
 - b) the value in the <uri-entry> element within the <entry> element of the <EmergencyAlert> element for an on-network group emergency alert, if the "entry-info" attribute has the value of:
 - i) 'DedicatedGroup'; or
 - ii) 'UseCurrentlySelectedGroup' and the MCVidéo user has no currently selected MCVidéo group.
- the <entry> element within the <PrivateEmergencyAlert> element, it corresponds to the "Usage" element of clause 13.2.87I in 3GPP TS 24.483 [4] and indicates to use as the destination address for on-network private emergency alert:
 - a) the MCVidéo ID of an MCVidéo user that is selected by the MCVidéo user if the "entry-info" attribute has the value of 'LocallyDetermined'; and
 - b) the value in the <uri-entry> element within the <entry> element of the <PrivateEmergencyAlert> element, if the "entry-info" attribute has the value of:
 - i) 'UsePreConfigured'; or
 - ii) 'LocallyDetermined' and the MCVidéo user has no currently selected MCVidéo user.

The <user-max-simultaneous-authorizations> element of the <anyExt> element contained in the <OnNetwork> element is of type "positiveInteger" and indicates the maximum allowed number of simultaneous service authorizations for the MCVideo user.

The <PartnerMCVideoSystemId> element within the <MigratablePartnerMCVideoSystemInfo> element of the <anyExt> element of the <OnNetwork> element is of type "anyURI" and indicates the identity of a partner MCVideo system to which the MCVideo UE can migrate and does not appear in the MCVideo user profile configuration managed object specified in 3GPP TS 24.483 [4].

The <AccessInformationForPartnerMCVideoSystem> element within the <MigratablePartnerMCVideoSystemInfo> element of the <anyExt> element of the <OnNetwork> element contains an <mcptt-UE-initial-configuration> document specified in clause 7.2.

The <allow-presence-status> element is of type Boolean, as specified in table 9.3.2.7-1, and corresponds to the "AllowedPresenceStatus" element of clause 13.2.69 in 3GPP TS 24.483 [4].

Table 9.3.2.7-1: Values of <allow-presence-status>

"true"	indicates to the MCVideo user that their presence on the network is available.
"false"	indicates to the MCVideo user that their presence on the network is not available

The <allow-request-presence> element is of type Boolean, as specified in table 9.3.2.7-2, and corresponds to the "AllowedPresence" element of clause 13.2.70 in 3GPP TS 24.483 [4].

Table 9.3.2.7-2: Values of <allow-request-presence>

"true"	indicates that the MCVideo user is locally authorised to request whether a particular MCVideo User is present on the network.
"false"	indicates that the MCVideo user is not locally authorised to request whether a particular MCVideo User is present on the network.

The <allow-query-availability-for-private-calls> element is of type Boolean, as specified in table 9.3.2.7-3, and does not appear in the MCVideo user profile configuration managed object specified in 3GPP TS 24.483 [4].

Table 9.3.2.7-3: Values of <allow-query-availability-for-private-calls>

"true"	indicates that the MCVideo user is locally authorised to query the availability of other MCVideo users to participate in a private call.
"false"	indicates that the MCVideo user is not locally authorised to query the availability of other MCVideo users to participate in a private call.

The <allow-enable-disable-user> element is of type Boolean, as specified in table 9.3.2.7-4, and does not appear in the MCVideo user profile configuration managed object specified in 3GPP TS 24.483 [4].

Table 9.3.2.7-4: Values of <allow-enable-disable-user>

"true"	indicates that the MCVideo user is locally authorised to enable/disable other MCVideo users from receiving MCVideo service.
"false"	indicates that the MCVideo user is not locally authorised to enable/disable other MCVideo users from receiving MCVideo service.

The <allow-enable-disable-UE> element is of type Boolean, as specified in table 9.3.2.7-5, and does not appear in the MCVideo user profile configuration managed object specified in 3GPP TS 24.483 [4].

Table 9.3.2.7-5: Values of <allow-enable-disable-UE>

"true"	indicates that the MCVideo user is locally authorised to enable/disable other MCVideo UEs from receiving MCVideo service.
"false"	indicates that the MCVideo user is not locally authorised to enable/disable other MCVideo UEs from receiving MCVideo service.

The <allow-private-call> element is of type Boolean, as specified in table Table 9.3.2.7-6, and corresponds to the "Authorised" element of clause 13.2.38I in 3GPP TS 24.483 [4].

Table Table 9.3.2.7-6: Values of <allow-private-call>

"true"	instructs the MCVideo server performing the originating participating MCVideo function for the MCVideo user, that the MCVideo user is authorised to request a private call request using the procedures defined in 3GPP TS 24.281 [28].
"false"	instructs the MCVideo server performing the originating participating MCVideo function for the MCVideo user, to reject private call request using the procedures defined in 3GPP TS 24.281 [28]. This shall be the default value taken in the absence of the element;

The <allow-manual-commencement> element is of type Boolean, as specified in table 9.3.2.7-7, and corresponds to the "ManualCommence" element of clause 13.2.38J in 3GPP TS 24.483 [4].

Table 9.3.2.7-7: Values of <allow-manual-commencement>

"true"	instructs the MCVideo server performing the originating participating MCVideo function for the MCVideo user, that the MCVideo user is authorised to request a private call with manual commencement using the procedures defined in 3GPP TS 24.281 [28].
"false"	instructs the MCVideo server performing the originating participating MCVideo function for the MCVideo user, that the MCVideo user is not authorised to request a private call with manual commencement using the procedures defined in 3GPP TS 24.281 [28].

The <allow-automatic-commencement> element is of type Boolean, as specified in table 9.3.2.7-8, corresponds to the "AutoCommence" element of clause 13.2.38K in 3GPP TS 24.4283 [4].

Table 9.3.2.7-8: Values of <allow-automatic-commencement>

"true"	instructs the MCVideo server performing the originating participating MCVideo function for the MCVideo user, that the MCVideo user is authorised to request a private call with automatic commencement using the procedures defined in 3GPP TS 24.281 [28].
"false"	instructs the MCVideo server performing the originating participating MCVideo function for the MCVideo user, that the MCVideo user is not authorised to request a private call with automatic commencement using the procedures defined in 3GPP TS 24.281 [28].

The <allow-force-auto-answer> element is of type Boolean, as specified in table 9.3.2.7-9, and corresponds to the "AutoAnswer" element of clause 13.2.38M in 3GPP TS 24.483 [4].

Table 9.3.2.7-9: Values of <allow-force-auto-answer>

"true"	instructs the MCVideo server performing the originating participating MCVideo function for the MCVideo user, that the MCVideo user is authorised to request a private call and force automatic commencement using the procedures defined in 3GPP TS 24.281 [28].
"false"	instructs the MCVideo server performing the originating participating MCVideo function for the MCVideo user, that the MCVideo user is not authorised to request a private call and force automatic commencement using the procedures defined in 3GPP TS 24.281 [28].

The <allow-failure-restriction> element is of type Boolean, as specified in table 9.3.2.7-10, and corresponds to the "FailRestrict" element of clause 13.2.38L in 3GPP TS 24.483 [4].

Table 9.3.2.7-10: Values of <allow-failure-restriction>

"true"	instructs the MCVideo server performing the originating participating MCVideo function for the MCVideo user, that the MCVideo user is authorised to restrict the notification of a call failure reason for a private call using the procedures defined in 3GPP TS 24.281 [28].
"false"	instructs the MCVideo server performing the originating participating MCVideo function for the MCVideo user, that the MCVideo user is not authorised to restrict the notification of a call failure reason for a private call using the procedures defined in 3GPP TS 24.281 [28].

The <allow-emergency-group-call> element is of type Boolean, as specified in table 9.3.2.7-11, and corresponds to the "Enabled" element of clause 13.2.38C in 3GPP TS 24.483 [4].

Table 9.3.2.7-11: Values of <allow-emergency-group-call>

"true"	instructs the MCVideo server performing the originating participating MCVideo function for the MCVideo user, that the MCVideo user is authorised to request an emergency group call using the procedures defined in 3GPP TS 24.281 [28].
"false"	instructs the MCVideo server performing the originating participating MCVideo function for the MCVideo user, that the MCVideo user is not authorised to request an emergency group call using the procedures defined in 3GPP TS 24.281 [28].

The <allow-emergency-private-call> element is of type Boolean, as specified in table 9.3.2.7-12, and corresponds to the "Authorised" element of clause 13.2.38P in 3GPP TS 24.483 [4].

Table 9.3.2.7-12: Values of <allow-emergency-private-call>

"true"	instructs the MCVideo server performing the originating participating MCVideo function for the MCVideo user, that the MCVideo user is authorised to request an emergency private call using the procedures defined in 3GPP TS 24.281 [28].
"false"	instructs the MCVideo server performing the originating participating MCVideo function for the MCVideo user, that the MCVideo user is not authorised to request an emergency private call using the procedures defined in 3GPP TS 24.281 [28].

The <allow-cancel-group-emergency> element is of type Boolean, as specified in table 9.3.2.7-13, and corresponds to the "CancelMCVideoGroup" element of clause 13.2.38D in 3GPP TS 24.483 [4].

Table 9.3.2.7-13: Values of <allow-cancel-group-emergency>

"true"	instructs the MCVideo server performing the originating participating MCVideo function for the MCVideo user, that the MCVideo user is authorised to cancel an emergency group call using the procedures defined in 3GPP TS 24.281 [28].
"false"	instructs the MCVideo server performing the originating participating MCVideo function for the MCVideo user, that the MCVideo user is not authorised to cancel an emergency group call using the procedures defined in 3GPP TS 24.281 [28].

The <allow-cancel-private-emergency-call> element is of type Boolean, as specified in table 9.3.2.7-14, and corresponds to the "CancelPriority" element of clause 13.2.38Q in 3GPP TS 24.483 [4].

Table 9.3.2.7-14: Values of <allow-cancel-private-emergency-call>

"true"	instructs the MCVideo server performing the originating participating MCVideo function for the MCVideo user, that the MCVideo user is authorised to cancel an emergency priority in an emergency private call using the procedures defined in 3GPP TS 24.281 [28].
"false"	instructs the MCVideo server performing the originating participating MCVideo function for the MCVideo user, that the MCVideo user is not authorised to cancel an emergency priority in an emergency private call using the procedures defined in 3GPP TS 24.281 [28].

The <allow-imminent-peril-call> element is of type Boolean, as specified in table 9.3.2.7-15, and corresponds to the "Authorised" element of clause 13.2.38F in 3GPP TS 24.483 [4].

Table 9.3.2.7-15: Values of <allow-imminent-peril-call>

"true"	instructs the MCVideo server performing the originating participating MCVideo function for the MCVideo user, that the MCVideo user is authorised to request an imminent peril group call using the procedures defined in 3GPP TS 24.281 [28].
"false"	instructs the MCVideo server performing the originating participating MCVideo function for the MCVideo user, that the MCVideo user is not authorised to request an imminent peril group call using the procedures defined in 3GPP TS 24.281 [28].

The <allow-cancel-imminent-peril> element is of type Boolean, as specified in table 9.3.2.7-16, and corresponds to the "Cancel" element of clause 13.2.38G in 3GPP TS 24.483 [4].

Table 9.3.2.7-16: Values of <allow-cancel-imminent-peril>

"true"	instructs the MCVideo server performing the originating participating MCVideo function for the MCVideo user, that the MCVideo user is authorised to cancel an imminent peril group call using the procedures defined in 3GPP TS 24.281 [28].
"false"	instructs the MCVideo server performing the originating participating MCVideo function for the MCVideo user, that the MCVideo user is not authorised to cancel an imminent peril group call using the procedures defined in 3GPP TS 24.281 [28].

The <allow-activate-emergency-alert> element is of type Boolean, as specified in table 9.3.2.7-17, and corresponds to the "AllowedActivateAlert" element of clause 13.2.29 in 3GPP TS 24.483 [4].

Table 9.3.2.7-17: Values of <allow-activate-emergency-alert>

"true"	instructs the MCVideo server performing the originating participating MCVideo function for the MCVideo user, that the MCVideo user is authorised to activate an emergency alert using the procedures defined in 3GPP TS 24.281 [28].
"false"	instructs the MCVideo server performing the originating participating MCVideo function for the MCVideo user, that the MCVideo user is not authorised to activate an emergency alert using the procedures defined in 3GPP TS 24.281 [28].

The <allow-cancel-emergency-alert> element is of type Boolean, as specified in table 9.3.2.7-18, and corresponds to the "AllowedCancelAlert" element of clause 13.2.30 in 3GPP TS 24.483 [4].

Table 9.3.2.7-18: Values of <allow-cancel-emergency-alert>

"true"	instructs the MCVideo server performing the originating participating MCVideo function for the MCVideo user, that the MCVideo user is authorised to cancel an emergency alert using the procedures defined in 3GPP TS 24.281 [28].
"false"	instructs the MCVideo server performing the originating participating MCVideo function for the MCVideo user, that the MCVideo user is not authorised to cancel an emergency alert using the procedures defined in 3GPP TS 24.281 [28].

The <allow-offnetwork> element is of type Boolean, as specified in table 9.3.2.7-19, and corresponds to the "Authorised" element of clause 13.2.89 in 3GPP TS 24.483 [4].

Table 9.3.2.7-19: Values of <allow-offnetwork>

"true"	instructs the MCVideo server performing the originating participating MCVideo function for the MCVideo user, that the MCVideo user is authorised for off-network operation using the procedures defined in 3GPP TS 24.281 [28].
"false"	instructs the MCVideo server performing the originating participating MCVideo function for the MCVideo user, that the MCVideo user is not authorised for off-network operation using the procedures defined in 3GPP TS 24.281 [28].

The <allow-imminent-peril-change> element is of type Boolean, as specified in table 9.3.2.7-20, and corresponds to the "ImminentPerilCallChange" element of clause 13.2.102B in 3GPP TS 24.483 [4].

Table 9.3.2.7-20: Values of <allow-imminent-peril-change>

"true"	Indicates that the MCVideo user is allowed to to change an off-network group call in-progress to an off-network MCVideo emergency group call.
"false"	Indicates that the MCVideo user is not allowed to change an off-network group call in-progress to an off-network MCVideo emergency group call.

The <allow-private-call-media-protection> element is of type Boolean, as specified in table 9.3.2.7-21, and corresponds to the "AllowedMediaProtection" element of clause 13.2.38N in 3GPP 24.483 [4];

Table 9.3.2.7-21: Values of <allow-private-call-media-protection>

"true"	instructs the MCVideo server performing the originating participating MCVideo function for the MCVideo user, that the MCVideo user is authorised to protect the confidentiality and integrity of media for on-network and off-network private calls. The default value for the <allow-private-call-media--protection> element is "true".
"false"	instructs the MCVideo server performing the originating participating MCVideo function for the MCVideo user, that the MCVideo user is not authorised to protect the confidentiality and integrity of media for on-network and off-network private calls.

The <allow-request-affiliated-groups> element is of type Boolean, as specified in table 9.3.2.7-22, and does not appear in the user profile configuration managed object specified in 3GPP TS 24.483 [4]

Table 9.3.2.7-22: Values of <allow-request-affiliated-groups>

"true"	Instructs the MCVideo server performing the originating participating MCVideo function for the MCVideo user, that the MCVideo user is authorised to request the list of MCVideo groups to which a specified MCVideo user is affiliated.
"false"	Instructs the MCVideo server performing the originating participating MCVideo function for the MCVideo user, that the MCVideo user is not authorised to request the list of MCVideo groups to which the a specified MCVideo user is affiliated.

The <allow-request-to-affiliate-other-users> element is of type Boolean, as specified in table 9.3.2.7-23, and does not appear in the MCVideo user profile configuration managed object specified in 3GPP TS 24.483 [4].

Table 9.3.2.7-23: Values of <allow-request-to-affiliate-other-users>

"true"	Instructs the MCVideo server performing the originating participating MCVideo function for the MCVideo user, that the MCVideo user is authorised to request specified MCVideo user(s) to be affiliated to/deaffiliated from specified MCVideo group(s).
"false"	instructs the MCVideo server performing the originating participating MCVideo function for the MCVideo user, that the MCVideo user is not authorised to request specified MCVideo user(s) to be affiliated to/deaffiliated from specified MCVideo group(s).

The <allow-recommend-to-affiliate-other-users> element is of type Boolean, as specified in table 9.3.2.7-24, and does not appear in the MCVideo user profile configuration managed object specified in 3GPP TS 24.483 [4].

Table 9.3.2.7-24: Values of <allow-recommend-to-affiliate-other-users>

"true"	Instructs the MCVideo server performing the originating participating MCVideo function for the MCVideo user, that the MCVideo user is authorised to recommend to specified MCVideo user(s) to affiliate to specified MCVideo group(s).
"false"	instructs the MCVideo server performing the originating participating MCVideo function for the MCVideo user, that the MCVideo user is not authorised to recommend to specified MCVideo user(s) to affiliate to specified MCVideo group(s).

The <allow-private-call-to-any-user> element is of type Boolean, as specified in table 9.3.2.7-25, and corresponds to the "AuthorisedAny" element of clause 13.2.38I1 in 3GPP TS 24.483 [4].

Table 9.3.2.7-25: Values of <allow-private-call-to-any-user>

"true"	instructs the MCVideo server performing the originating participating MCVideo function for the MCVideo user, that the MCVideo user is authorised to request a private call request using the procedures defined in 3GPP TS 24.281 [28]. The recipient is not constrained to MCVideo users identified in <entry> elements of the <PrivateCall> element i.e., to any MCVideo users.
"false"	instructs the MCVideo server performing the originating participating MCVideo function for the MCVideo user, to reject private call requests using the procedures defined in 3GPP TS 24.281 [28]. This shall be the default value taken in the absence of the element;

The <allow-regroup> element is of type Boolean, as specified in table 9.3.2.7-26, and corresponds to the "AllowedRegroup" element of clause 13.2.68 in 3GPP TS 24.483 [4].

Table 9.3.2.7-26: Values of <allow-regroup>

"true"	instructs the MCVideo server performing the originating participating MCVideo function for the MCVideo user, that the MCVideo user is locally authorised to send a dynamic regrouping request according to the procedures defined in 3GPP TS 24.481 [5].
"false"	instructs the MCVideo server performing the participating MCVideo function for the MCVideo user, that the MCVideo user is not locally authorised to send a dynamic regrouping request according to the procedures defined in 3GPP TS 24.481 [5].

The <allow-private-call-participation> element is of type Boolean, as specified in table 9.3.2.7-27, and corresponds to the "EnabledParticipation" element of clause 13.2.87A in 3GPP TS 24.483 [4].

Table 9.3.2.7-27: Values of <allow-private-call-participation>

"true"	instructs the MCVideo server performing the terminating participating MCVideo function for the MCVideo user, that the MCVideo user is authorised to participate in private calls that they are invited to using the procedures defined in 3GPP TS 24.281 [28].
"false"	instructs the MCVideo server performing the terminating participating MCVideo function for the MCVideo user, that the MCVideo user to reject private call requests that they are invited to using the procedures defined in 3GPP TS 24.281 [28].

The <allow-manual-off-network-switch> element is of type Boolean, as specified in table 9.3.2.7-28, and corresponds to the "AllowedManualSwitch" element of clause 13.2.71 in 3GPP TS 24.483 [4].

Table 9.3.2.7-28: Values of <allow-manual-off-network-switch>

"true"	instructs the MCVideo server performing the participating MCVideo function for the MCVideo user, that the MCVideo user is authorised to manually switch to off-network operation while in on-network operation using the procedures defined in 3GPP TS 24.281 [28].
"false"	instructs the MCVideo server performing the participating MCVideo function for the MCVideo user, that the MCVideo user is not authorised to manually switch to off-network operation while in on-network operation using the procedures defined in 3GPP TS 24.281 [28].

The <allow-off-network-group-call-change-to-emergency> element is of type Boolean, as specified in table 9.3.2.7-29, and corresponds to the "EmergencyCallChange" element of clause 13.2.102A in 3GPP TS 24.483 [4].

Table 9.3.2.7-29: Values of <allow-off-network-group-call-change-to-emergency>

"true"	Indicates that the MCVideo user is allowed to change an off-network group call in-progress to an off-network MCVideo emergency group call.
"false"	Indicates that the MCVideo user is not allowed to change an off-network group call in-progress to an off-network MCVideo emergency group call.

The <allow-revoke-transmit> element is of type Boolean, as specified in table 9.3.2.7-30, and does not appear in the MCVideo user profile configuration managed object specified in 3GPP TS 24.483 [4].

Table 9.3.2.7-30: Values of <allow-revoke-transmit>

"true"	instructs the MCVideo server performing the participating MCVideo function for the MCVideo user, that the MCVideo user is authorised to revoke the permission to transmit of another participant.
"false"	instructs the MCVideo server performing the participating MCVideo function for the MCVideo user, that the MCVideo user is not authorised to revoke the permission to transmit of another participant.

The <allow-create-group-broadcast-group> element is of type Boolean, as specified in table 9.3.2.7-31, and corresponds to the "Authorised" element of clause 13.2.18 in 3GPP TS 24.483 [4].

Table 9.3.2.7-31: Values of <allow-create-group-broadcast-group>

"true"	indicates that the MCVideo user is locally authorised to send a request to create a group-broadcast group according to the procedures of 3GPP TS 24.481 [5].
"false"	Indicates that the MCVideo user is not locally authorised to send a request to create a group-broadcast group according to the procedures of 3GPP TS 24.481 [5].

The <allow-create-user-broadcast-group> element is of type Boolean, as specified in table 9.3.2.7-32, and corresponds to the "Authorised" element of clause 13.2.20 in 3GPP TS 24.483 [4].

Table 9.3.2.7-32: Values of <allow-create-user-broadcast-group>

"true"	indicates that the MCVideo user is locally authorised to send a request to create a user-broadcast group according to the procedures of 3GPP TS 24.481 [5].
"false"	Indicates that the MCVideo user is not locally authorised to send a request to create a user-broadcast group according to the procedures of 3GPP TS 24.481 [5].

The <allow-request-remote-initiated-ambient-viewing> element is of type Boolean, as specified in table 9.3.2.7-33, and corresponds to the "AllowedRemoteInitiatedAmbientViewing" element of clause 13.2.87A1 in 3GPP TS 24.483 [4].

Table 9.3.2.7-33: Values of <allow-request-remote-initiated-ambient-viewing>

"true"	instructs the MCVideo server performing the controlling MCVideo function for the MCVideo user, that the MCVideo user is authorised to request a remote initiated ambient viewing call using the procedures defined in 3GPP TS 24.281 [28].
"false"	instructs the MCVideo server performing the controlling MCVideo function for the MCVideo user, that the MCVideo user is not authorised to request a remote initiated ambient viewing call using the procedures defined in 3GPP TS 24.281 [28].

The <allow-request-locally-initiated-ambient-viewing> element is of type Boolean, as specified in table 9.3.2.7-34, and corresponds to the "AllowedLocallyInitiatedAmbientViewing" element of clause 13.2.87A2 in 3GPP TS 24.483 [4].

Table 9.3.2.7-34: Values of <allow-request-locally-initiated-ambient-viewing>

"true"	instructs the MCVideo server performing the controlling MCVideo function for the MCVideo user, that the MCVideo user is authorised to request a locally initiated ambient viewing call using the procedures defined in 3GPP TS 24.281 [28].
"false"	instructs the MCVideo server performing the controlling MCVideo function for the MCVideo user, that the MCVideo user is not authorised to request a locally initiated ambient viewing call using the procedures defined in 3GPP TS 24.281 [28].

The <allow-query-functional-alias-other-user> element is of type Boolean, as specified in table 9.3.2.7-35, and corresponds to the "AllowedQueryFunctionalAliasOtherUser" element of clause 13.2.87A8 in 3GPP TS 24.483 [4].

Table 9.3.2.7-35: Values of <allow-query-functional-alias-other-user>

"true"	instructs the MCVideo server performing the participating MCVideo function for the MCVideo user, that the MCVideo user is authorised to query the functional alias(es) activated by another MCVideo user using the procedures defined in 3GPP TS 24.281 [28].
"false"	instructs the MCVideo server performing the participating MCVideo function for the MCVideo user, that the MCVideo user is not authorised to query the functional alias(es) activated by another MCVideo user using the procedures defined in 3GPP TS 24.281 [28].

The <allow-takeover-functional-alias-other-user> element is of type Boolean, as specified in table 9.3.2.7-36, and corresponds to the "AllowedTakeoverFunctionalAliasOtherUser" element of clause 13.2.87A9 in 3GPP TS 24.483 [4].

Table 9.3.2.7-36: Values of <allow-takeover-functional-alias-other-user>

"true"	instructs the MCVideo server performing the participating MCVideo function for the MCVideo user, that the MCVideo user is authorised to take over the functional alias(es) previously activated by another MCVideo user using the procedures defined in 3GPP TS 24.281 [28].
"false"	instructs the MCVideo server performing the participating MCVideo function for the MCVideo user, that the MCVideo user is not authorised to take over the functional alias(es) previously activated by another MCVideo user using the procedures defined in 3GPP TS 24.281 [28].

The <allow-to-receive-private-call-from-any-user> element is of type Boolean, as specified in table 9.3.2.7-37, and corresponds to the "AuthorisedIncomingAny" element of clause 13.2.87B in 3GPP TS 24.483 [4].

Table 9.3.2.7-37: Values of <allow-to-receive-private-call-from-any-user>

"true"	instructs the MCVIDEO server performing the terminating participating MCVIDEO function for the MCVIDEO user, that the MCVIDEO user is authorised to receive a private call request using the procedures defined in 3GPP TS 24.281 [28]. The recipient is not constrained to be called by MCVIDEO users identified in <entry> elements of the <IncomingPrivateCallList> element i.e., by any MCVIDEO user.
"false"	instructs the MCVIDEO server performing the terminating participating MCVIDEO function for the MCVIDEO user, to reject private call requests using the procedures defined in 3GPP TS 24.281 [28]. This shall be the default value taken in the absence of the element;

The <allow-functional-alias-binding-with-group> element is of type Boolean, as specified in table 9.3.2.7-37A, and corresponds to the "AllowedFunctionalAliasGroupBinding" element of clause 13.2.87A10 in 3GPP TS 24.483 [4].

Table 9.3.2.7-37A: Values of <allow-functional-alias-binding-with-group>

"true"	instructs the originating participating MCVideo function, serving the MCVideo user, that the MCVideo user is authorised to request the binding of a particular functional alias with a group or list of groups using the procedures defined in 3GPP TS 24.281 [28].
"false"	instructs the originating participating MCVideo function, serving the MCVideo user, that the MCVideo user is not authorised to request the binding of a particular functional alias with a group or list of groups and reject such requests using the procedures defined in 3GPP TS 24.281 [28].

The <allow-activate-adhoc-group-emergency-alert> element is of type Boolean, as specified in table 9.3.2.7-38, and corresponds to the "Authorised" element of clause 13.2.87O1A1 in 3GPP TS 24.483 [4].

Table 9.3.2.7-38: Values of <allow-activate-adhoc-group-emergency-alert>

"true"	instructs the MCVideo server performing the originating participating MCVideo function for the MCVideo user, that the MCVideo user is authorised to activate an adhoc group emergency alert using the procedures defined in 3GPP TS 24.281 [28].
"false"	instructs the MCVideo server performing the originating participating MCVideo function for the MCVideo user, that the MCVideo user is not authorised to activate an adhoc group emergency alert using the procedures defined in 3GPP TS 24.281 [28].

The <allow-cancel-adhoc-group-emergency-alert> element is of type Boolean, as specified in table 9.3.2.7-39, and corresponds to the "Cancel" element of clause 13.2.87O1A2 in 3GPP TS 24.483 [4].

Table 9.3.2.7-39: Values of <allow-cancel-adhoc-group-emergency-alert>

"true"	instructs the MCVideo server performing the originating participating MCVideo function for the MCVideo user, that the MCVideo user is authorised to cancel an adhoc group emergency alert using the procedures defined in 3GPP TS 24.281 [28].
"false"	instructs the MCVideo server performing the originating participating MCVideo function for the MCVideo user, that the MCVideo user is not authorised to cancel an adhoc group emergency alert using the procedures defined in 3GPP TS 24.281 [28].

The <allow-to-recv-adhoc-group-emergency-alert-participants-info> element is of type Boolean, as specified in table 9.3.2.7-40, and corresponds to the "AuthRecvParticipantInfo" element of clause 13.2.87O1A3 in 3GPP TS 24.483 [4].

Table 9.3.2.7-40: Values of <allow-to-recv-adhoc-group-emergency-alert-participants-info>

"true"	instructs the MCVideo server performing the terminating participating MCVideo function for the MCVideo user, that the MCVideo user is authorised to receive adhoc group emergency alert participants information using the procedures defined in 3GPP TS 24.281 [28].
"false"	instructs the MCVideo server performing the terminating participating MCVideo function for the MCVideo user, that the MCVideo user is not authorised to receive a adhoc group emergency alert participants information using the procedures defined in 3GPP TS 24.281 [28].

The <allow-to-setup-adhoc-group-call-using-emergency-alert-adhoc-group> element is of type Boolean, as specified in table 9.3.2.7-41, and corresponds to the "AuthSetupAdhocGroupCall" element of clause 13.2.87O1A4 in 3GPP TS 24.483 [4].

Table 9.3.2.7-41: Values of <allow-to-setup-adhoc-group-call-using-emergency-alert-adhoc-group>

"true"	instructs the MCVideo server performing the originating participating MCVideo function for the MCVideo user, that the MCVideo user is authorised to set up an adhoc group call using the adhoc group used for the adhoc group emergency alert using the procedures defined in 3GPP TS 24.281 [28].
"false"	instructs the MCVideo server performing the originating participating MCVideo function for the MCVideo user, that the MCVideo user is not authorised to set up an adhoc group call using the adhoc group used for the adhoc group emergency alert using the procedures defined in 3GPP TS 24.281 [28].

The <allow-adhoc-group-call> element is of type Boolean, as specified in table 9.3.2.7-42, and corresponds to the "Authorised" element of clause 13.2.87O1B1 in 3GPP TS 24.483 [4].

Table 9.3.2.7-42: Values of <allow-adhoc-group-call>

"true"	instructs the MCVideo server performing the originating participating MCVideo function for the MCVideo user, that the MCVideo user is authorised to request an adhoc group call using the procedures defined in 3GPP TS 24.281 [28].
"false"	instructs the MCVideo server performing the originating participating MCVideo function for the MCVideo user, that the MCVideo user is not authorised to request an adhoc group call using the procedures defined in 3GPP TS 24.281 [28].

The <allow-adhoc-group-call-participation> element is of type Boolean, as specified in table 9.3.2.7-43, and corresponds to the "AuthorisedParticipation" element of clause 13.2.87O1B2 in 3GPP TS 24.483 [4].

Table 9.3.2.7-43: Values of <allow-adhoc-group-call-participation>

"true"	instructs the MCVideo server performing the originating participating MCVideo function for the MCVideo user, that the MCVideo user is authorised to participate in adhoc group calls that they are invited to using the procedures defined in 3GPP TS 24.281 [28].
"false"	instructs the MCVideo server performing the originating participating MCVideo function for the MCVideo user, that the MCVideo user is not authorised to participate in adhoc group calls that they are invited to using the procedures defined in 3GPP TS 24.281 [28].

The <allow-emergency-adhoc-group-call> element is of type Boolean, as specified in table 9.3.2.7-44, and corresponds to the "AuthInitEmergencyCall" element of clause 13.2.87O1B3 in 3GPP TS 24.483 [4].

Table 9.3.2.7-44: Values of <allow-emergency-adhoc-group-call>

"true"	instructs the MCVideo server performing the originating participating MCVideo function for the MCVideo user, that the MCVideo user is authorised to request an adhoc group emergency call using the procedures defined in 3GPP TS 24.281 [28].
"false"	instructs the MCVideo server performing the originating participating MCVideo function for the MCVideo user, that the MCVideo user is not authorised to request an adhoc group emergency call using the procedures defined in 3GPP TS 24.281 [28].

The <allow-imminent-peril-adhoc-group-call> element is of type Boolean, as specified in table 9.3.2.7-45, and corresponds to the "AuthInitImminentPerilCall" element of clause 13.2.87O1B4 in 3GPP TS 24.483 [4].

Table 9.3.2.7-45: Values of <allow-imminent-peril-adhoc-group-call>

"true"	instructs the MCVideo server performing the originating participating MCVideo function for the MCVideo user, that the MCVideo user is authorised to request an adhoc group imminent-peril call using the procedures defined in 3GPP TS 24.281 [28].
"false"	instructs the MCVideo server performing the originating participating MCVideo function for the MCVideo user, that the MCVideo user is not authorised to request an adhoc group imminent-peril call using the procedures defined in 3GPP TS 24.281 [28].

The <allow-to-recv-adhoc-group-call-participants-info> element is of type Boolean, as specified in table 9.3.2.7-46, and corresponds to the "AuthRecvCallParticipantInfo" element of clause 13.2.87O1B5 in 3GPP TS 24.483 [4].

Table 9.3.2.7-46: Values of <allow-to-recv-adhoc-group-call-participants-info>

"true"	instructs the MCVideo server performing the terminating participating MCVideo function for the MCVideo user, that the MCVideo user is authorised to receive adhoc group call participants information using the procedures defined in 3GPP TS 24.281 [28].
"false"	instructs the MCVideo server performing the terminating participating MCVideo function for the MCVideo user, that the MCVideo user is not authorised to receive a adhoc group call participants information using the procedures defined in 3GPP TS 24.281 [28].

The <allow-to-modify-adhoc-group-call-participants-info> element is of type Boolean, as specified in table 9.3.2.7-47, and corresponds to the "AuthModifyCallParticipantInfo" element of clause 13.2.87O1B6 in 3GPP TS 24.483 [4].

Table 9.3.2.7-47: Values of <allow-to-modify-adhoc-group-call-participants-info>

"true"	instructs the MCVideo server performing the controlling MCVideo function for the MCVideo user, that the MCVideo user is authorised to modify adhoc group call participants information using the procedures defined in 3GPP TS 24.281 [28].
"false"	instructs the MCVideo server performing the controlling MCVideo function for the MCVideo user, that the MCVideo user is not authorised to modify adhoc group call participants information using the procedures defined in 3GPP TS 24.281 [28].

9.3.2.8 Naming Conventions

The name of user profile configuration document shall be in the format of a static "mcvideo-user-profile" string concatenated with the value of <user-profile-index> attribute and including ".xml" filetype. For instance, "mcvideo-user-profile-9.xml" is the user profile document name for an MCVideo user profile with the index value of 9.

9.3.2.9 Global documents

The present document requires no global documents.

9.3.2.10 Resource interdependencies

This Application Usage is interdependent on user profile data in the MCVideo Database and the MCVideo Management Object.

9.3.2.11 Access Permissions Policies

The authorization and access policies for a user profile configuration document shall conform to those described in OMA OMA-TS-XDM_Core-V2_1-20120403-A [2] clause 5.1.5 "Authorization" and clause 5.6.7 "Access Permissions Document" with the following exceptions:

- 1) The Principal (i.e., the user) of the user profile configuration document shall have permission to create, modify, or delete <alias-entry> child elements of the <UserAlias> elements, if the rule of the Access Permissions document associated with the user profile configuration document contains the action element <allow-any-operation-own-data>, as specified in OMA OMA-TS-XDM_Core-V2_1-20120403-A [2] clause 5.6.7 "Access Permissions Document".

9.3.2.12 Subscription to Changes

The User Access Policy Application Usage shall support subscription to changes as specified in clause 6.3.13.3.

MCVideo user profile configuration documents are kept as XDM collections. Therefore, it is possible to subscribe to all MCVideo user profile configuration documents of a MCVideo user according to XCAP URI construction convention of a trailing '/', as specified in IETF RFC 5875 [11].

9.4 MCVideo service configuration document

9.4.1 General

The MCVideo service configuration document is specified in this clause. The MCVideo service configuration document content is based on requirements of Annex A.5 of 3GPP TS 23.281 [27], and structure and procedures of OMA OMA-TS-XDM_Core-V2_1-20120403-A [2]. The usage of an MCVideo service configuration in the MCVideo service is described in 3GPP TS 24.281 [28] and 3GPP TS 24.581 [29]. The schema definition is provided in clause 9.4.2.3. Each mission critical organization is configured with an MCVideo service configuration document.

9.4.2 Coding

9.4.2.1 Structure

The service configuration document structure is specified in this clause.

The <service configuration> document:

- 1) shall include a "domain" attribute;
- 2) may include a <common> element;
- 3) may include an <on-network> element;
- 4) may include an <off-network> element; and
- 5) may include any other attribute for the purposes of extensibility.

The <common> element:

- 1) may include a <min-length-alias> element;
- 2) may contain a <broadcast-group> element containing:
 - a) a <num-levels-group-hierarchy> element; and
 - b) a <num-levels-user-hierarchy> element;

The <on-network> element:

- 1) may contain a <signalling-protection> element containing:

- a) a <confidentiality-protection> element; and
 - b) an <integrity-protection> element;
- 2) may contain a <protection-between-mcvideo-servers> element containing:
- a) an <allow-signalling-protection> element; and
 - b) an <allow-transmission-control-protection> element;
- 3) shall include one <emergency-resource-priority> element containing:
- a) one <resource-priority-namespace> element containing a namespace defined in IETF RFC 8101 [20]; and
 - b) one <resource-priority-priority> element containing a priority level in the range specified in IETF RFC 8101 [20];
- 4) shall include one <imminent-peril-resource-priority> element containing:
- a) one <resource-priority-namespace> element containing a namespace defined in IETF RFC 8101 [20]; and
 - b) one <resource-priority-priority> element containing a priority level in the range specified in IETF RFC 8101 [20];
- 5) shall include one <normal-resource-priority> element containing:
- a) one <resource-priority-namespace> element containing a namespace defined in IETF RFC 8101 [20]; and
 - b) one <resource-priority-priority> element containing a priority level in the range specified in IETF RFC 8101 [20];
- 6) may contain an <anyExt> element containing:
- a) a <functional-alias-list> element containing:
 - i) one or more <functional-alias-entry> elements each containing:
 - A) a <functional-alias> element;
 - B) a <max-simultaneous-activations> element;
 - C) an <allow-takeover> element;
 - D) an <mcvideo-user-list> element; and
 - E) a <functional-alias-priority> element;
 - b) a <max-simultaneous-authorizations> element; and
 - c) may contain a <ad hoc-group-call> element containing:
 - i) an <allow-ad hoc-group-call-support> element;
 - ii) a <max-no-participants> element;
 - iii) a <hang-time> element; and
 - iv) a <max-duration-of-call> element.

The <off-network> element:

- 1) may contain a <default-prose-per-packet-priority> element containing:
 - a) an <mcvideo-private-call-signalling> element;
 - b) an <mcvideo-private-call-media> element;
 - c) an <mcvideo-emergency-private-call-signalling> element; and

- d) an <mcvideo-emergency-private-call-media> element;
- 2) may contain a <private-call> element containing:
 - a) an <mcvideo-max-duration> element; and
- 3) may contain a <default-pqi> element containing:
 - a) an <mcvideo-private-call-signalling> element;
 - b) an <mcvideo-private-call-media> element;
 - c) an <mcvideo-emergency-private-call-signalling> element; and
 - d) an <mcvideo-emergency-private-call-media> element.

9.4.2.2 Application Unique ID

The AUID shall be set to "org.3gpp.mcvideo.service-config".

9.4.2.3 XML Schema

```
<?xml version="1.0" encoding="UTF-8"?>
<xs:schema attributeFormDefault="unqualified" elementFormDefault="qualified"
xmlns:xs="http://www.w3.org/2001/XMLSchema"
targetNamespace="urn:3gpp:ns:mcvideoServiceConfig:1.0"
xmlns:mcvideosc="urn:3gpp:ns:mcvideoServiceConfig:1.0">

<xs:import namespace="http://www.w3.org/XML/1998/namespace"
schemaLocation="http://www.w3.org/2001/xml.xsd"/>

<!-- the root element -->
<xs:element name="service-configuration-info" type="mcvideosc:service-configuration-info-Type"/>

<!-- the root type -->
<!-- this is refined with one or more sub-types -->
<xs:complexType name="service-configuration-info-Type">
  <xs:sequence>
    <xs:element name="service-configuration-params" type="mcvideosc:service-configuration-params-
Type" minOccurs="0"/>
    <xs:element name="anyExt" type="mcvideosc:anyExtType" minOccurs="0"/>
    <xs:any namespace="##other" processContents="lax" minOccurs="0" maxOccurs="unbounded"/>
  </xs:sequence>
  <xs:anyAttribute namespace="##any" processContents="lax"/>
</xs:complexType>

<!-- definition of the service-configuration-params-Type subtype-->
<xs:complexType name="service-configuration-params-Type">
  <xs:sequence>
    <xs:element name="common" type="mcvideosc:commonType" minOccurs="0" maxOccurs="unbounded"/>
    <xs:element name="on-network" type="mcvideosc:on-networkType" minOccurs="0"
maxOccurs="unbounded"/>
    <xs:element name="off-network" type="mcvideosc:off-networkType" minOccurs="0"
maxOccurs="unbounded"/>
    <xs:element name="anyExt" type="mcvideosc:anyExtType" minOccurs="0"/>
    <xs:any namespace="##other" processContents="lax" minOccurs="0" maxOccurs="unbounded"/>
  </xs:sequence>
  <xs:attribute name="domain" type="xs:anyURI" use="required"/>
  <xs:anyAttribute namespace="##any" processContents="lax"/>
</xs:complexType>

<xs:complexType name="commonType">
  <xs:sequence>
    <xs:element name="min-length-alias" type="xs:unsignedShort" minOccurs="0"/>
    <xs:element name="broadcast-group" type="mcvideosc:broadcast-groupType" minOccurs="0"/>
    <xs:element name="anyExt" type="mcvideosc:anyExtType" minOccurs="0"/>
    <xs:any namespace="##other" processContents="lax" minOccurs="0" maxOccurs="unbounded"/>
  </xs:sequence>
  <xs:anyAttribute namespace="##any" processContents="lax"/>
</xs:complexType>

<xs:complexType name="on-networkType">
  <xs:sequence>
```

```

        <xs:element name="signalling-protection" type="mcvideosc:signalling-protectionType"
minOccurs="0"/>
        <xs:element name="protection-between-mcvideo-servers" type="mcvideosc:server-protectionType"
minOccurs="0"/>
        <xs:element name="emergency-resource-priority" type="mcvideosc:resource-priorityType"/>
        <xs:element name="imminent-peril-resource-priority" type="mcvideosc:resource-priorityType"/>
        <xs:element name="normal-resource-priority" type="mcvideosc:resource-priorityType"/>
        <xs:element name="anyExt" type="mcvideosc:anyExtType" minOccurs="0"/>
        <xs:any namespace="##other" processContents="lax" minOccurs="0" maxOccurs="unbounded"/>
    </xs:sequence>
    <xs:anyAttribute namespace="##any" processContents="lax"/>
</xs:complexType>

<xs:element name="max-simultaneous-authorizations" type="xs:positiveInteger"/>

<xs:complexType name="off-networkType">
    <xs:sequence>
        <xs:element name="default-prose-per-packet-priority" type="mcvideosc:default-prose-per-packet-
priorityType" minOccurs="0"/>
        <xs:element name="private-call" type="mcvideosc:private-callType" minOccurs="0"/>
        <xs:element name="num-levels-priority-hierarchy" type="mcvideosc:priorityhierarchyType"
minOccurs="0"/>
        <xs:element name="default-pqi" type="mcvideosc:default-pqiType" minOccurs="0"/>
        <xs:element name="anyExt" type="mcvideosc:anyExtType" minOccurs="0"/>
        <xs:any namespace="##other" processContents="lax" minOccurs="0" maxOccurs="unbounded"/>
    </xs:sequence>
    <xs:anyAttribute namespace="##any" processContents="lax"/>
</xs:complexType>

<!-- anyExt elements for on-network element to support functional alias -->
    <xs:element name="functional-alias-list" type="mcvideosc:functional-alias-listType"/>

    <xs:complexType name="functional-alias-listType">
        <xs:sequence>
            <xs:element name="functional-alias-entry" type="mcvideosc:functional-alias-entryType"
minOccurs="0" maxOccurs="unbounded"/>
            <xs:element name="anyExt" type="mcvideosc:anyExtType" minOccurs="0"/>
            <xs:any namespace="##other" processContents="lax" minOccurs="0" maxOccurs="unbounded"/>
        </xs:sequence>
        <xs:anyAttribute namespace="##any" processContents="lax"/>
    </xs:complexType>

    <xs:complexType name="functional-alias-entryType">
        <xs:sequence>
            <xs:element name="functional-alias" type="xs:anyURI"/>
            <xs:element name="max-simultaneous-activations" type="xs:positiveInteger"/>
            <xs:element name="allow-takeover" type="xs:boolean"/>
            <xs:element name="mcvideo-user-list" type="mcvideosc:ListEntryType"/>
            <xs:element name="anyExt" type="mcvideosc:anyExtType" minOccurs="0"/>
            <xs:any namespace="##other" processContents="lax" minOccurs="0" maxOccurs="unbounded"/>
        </xs:sequence>
        <xs:anyAttribute namespace="##any" processContents="lax"/>
    </xs:complexType>

    <xs:element name="functional-alias-priority" type="xs:positiveInteger"/>

<!-- child elements of anyExt element of on-network element to support adhoc group calls -->

    <xs:element name="adhoc-group-call" type="mcvideosc:adhoc-group-callType" minOccurs="0"/>
    <xs:complexType name="adhoc-group-callType">
        <xs:sequence>
            <xs:element name="allow-adhoc-group-call-support" type="xs:boolean"/>
            <xs:element name="max-no-participants" type="xs:positiveInteger"/>
            <xs:element name="hang-time" type="xs:duration" minOccurs="0"/>
            <xs:element name="max-duration-of-call" type="xs:duration" minOccurs="0"/>
            <xs:element name="anyExt" type="mcvideosc:anyExtType" minOccurs="0"/>
            <xs:any namespace="##other" processContents="lax" minOccurs="0" maxOccurs="unbounded"/>
        </xs:sequence>
        <xs:anyAttribute namespace="##any" processContents="lax"/>
    </xs:complexType>

<xs:complexType name="ListEntryType">
    <xs:choice minOccurs="0" maxOccurs="unbounded">
        <xs:element name="entry" type="mcvideosc:EntryType"/>
        <xs:element name="anyExt" type="mcvideosc:anyExtType" minOccurs="0"/>
        <xs:any namespace="##other" processContents="lax" minOccurs="0" maxOccurs="unbounded"/>
    </xs:choice>
    <xs:attribute ref="xml:lang"/>

```

```

    <xs:attributeGroup ref="mcvideosc:IndexType" />
    <xs:anyAttribute namespace="##any" processContents="lax" />
  </xs:complexType>

  <xs:complexType name="EntryType">
    <xs:sequence>
      <xs:element name="uri-entry" type="xs:anyURI" />
      <xs:element name="display-name" type="mcvideosc:DisplayNameElementType" minOccurs="0" />
      <xs:element name="anyExt" type="mcvideosc:anyExtType" minOccurs="0" />
      <xs:any namespace="##other" processContents="lax" minOccurs="0" maxOccurs="unbounded" />
    </xs:sequence>
    <xs:attributeGroup ref="mcvideosc:IndexType" />
    <xs:anyAttribute namespace="##any" processContents="lax" />
  </xs:complexType>

  <xs:attributeGroup name="IndexType">
    <xs:attribute name="index" type="xs:token" />
  </xs:attributeGroup>

  <xs:complexType name="DisplayNameElementType">
    <xs:simpleContent>
      <xs:extension base="xs:string">
        <xs:attribute ref="xml:lang" />
        <xs:anyAttribute namespace="##any" processContents="lax" />
      </xs:extension>
    </xs:simpleContent>
  </xs:complexType>

  <xs:complexType name="broadcast-groupType">
    <xs:sequence>
      <xs:element name="num-levels-group-hierarchy" type="xs:unsignedShort" minOccurs="0" />
      <xs:element name="num-levels-user-hierarchy" type="xs:unsignedShort" minOccurs="0" />
      <xs:element name="anyExt" type="mcvideosc:anyExtType" minOccurs="0" />
      <xs:any namespace="##other" processContents="lax" minOccurs="0" maxOccurs="unbounded" />
    </xs:sequence>
    <xs:anyAttribute namespace="##any" processContents="lax" />
  </xs:complexType>

  <xs:complexType name="default-prose-per-packet-priorityType">
    <xs:sequence>
      <xs:element name="mcvideo-private-call-signalling" type="xs:unsignedShort" minOccurs="0" />
      <xs:element name="mcvideo-private-call-media" type="xs:unsignedShort" minOccurs="0" />
      <xs:element name="mcvideo-emergency-private-call-signalling" type="xs:unsignedShort"
minOccurs="0" />
      <xs:element name="mcvideo-emergency-private-call-media" type="xs:unsignedShort"
minOccurs="0" />
      <xs:element name="anyExt" type="mcvideosc:anyExtType" minOccurs="0" />
      <xs:any namespace="##other" processContents="lax" minOccurs="0" maxOccurs="unbounded" />
    </xs:sequence>
    <xs:anyAttribute namespace="##any" processContents="lax" />
  </xs:complexType>

  <xs:complexType name="private-callType">
    <xs:sequence>
      <xs:element name="mcvideo-max-duration" type="xs:duration" minOccurs="0" />
      <xs:element name="anyExt" type="mcvideosc:anyExtType" minOccurs="0" />
      <xs:any namespace="##other" processContents="lax" minOccurs="0" maxOccurs="unbounded" />
    </xs:sequence>
    <xs:anyAttribute namespace="##any" processContents="lax" />
  </xs:complexType>

  <xs:simpleType name="priorityhierarchyType">
    <xs:restriction base="xs:unsignedShort">
      <xs:minInclusive value="4" />
      <xs:maxInclusive value="256" />
    </xs:restriction>
  </xs:simpleType>

  <xs:complexType name="default-pqiType">
    <xs:sequence>
      <xs:element name="mcvideo-private-call-signalling" type="xs:unsignedShort" minOccurs="0" />
      <xs:element name="mcvideo-private-call-media" type="xs:unsignedShort" minOccurs="0" />
      <xs:element name="mcvideo-emergency-private-call-signalling" type="xs:unsignedShort"
minOccurs="0" />
      <xs:element name="mcvideo-emergency-private-call-media" type="xs:unsignedShort"
minOccurs="0" />
      <xs:element name="anyExt" type="mcvideosc:anyExtType" minOccurs="0" />
      <xs:any namespace="##other" processContents="lax" minOccurs="0" maxOccurs="unbounded" />

```

```

    </xs:sequence>
    <xs:anyAttribute namespace="##any" processContents="lax"/>
</xs:complexType>

<xs:complexType name="signalling-protectionType">
  <xs:sequence>
    <xs:element name="confidentiality-protection" type="xs:boolean" minOccurs="0" default="true"/>
    <xs:element name="integrity-protection" type="xs:boolean" minOccurs="0" default="true"/>
    <xs:element name="anyExt" type="mcvideosc:anyExtType" minOccurs="0"/>
    <xs:any namespace="##other" processContents="lax" minOccurs="0" maxOccurs="unbounded"/>
  </xs:sequence>
  <xs:anyAttribute namespace="##any" processContents="lax"/>
</xs:complexType>

<xs:complexType name="server-protectionType">
  <xs:sequence>
    <xs:element name="allow-signalling-protection" type="xs:boolean" minOccurs="0"
default="true"/>
    <xs:element name="allow-transmission-control-protection" type="xs:boolean" minOccurs="0"
default="true"/>
    <xs:element name="anyExt" type="mcvideosc:anyExtType" minOccurs="0"/>
    <xs:any namespace="##other" processContents="lax" minOccurs="0" maxOccurs="unbounded"/>
  </xs:sequence>
  <xs:anyAttribute namespace="##any" processContents="lax"/>
</xs:complexType>

<xs:complexType name="resource-priorityType">
  <xs:sequence>
    <xs:element name="resource-priority-namespace" type="xs:string"/>
    <xs:element name="resource-priority-priority" type="xs:string"/>
    <xs:element name="anyExt" type="mcvideosc:anyExtType" minOccurs="0"/>
    <xs:any namespace="##other" processContents="lax" minOccurs="0" maxOccurs="unbounded"/>
  </xs:sequence>
  <xs:anyAttribute namespace="##any" processContents="lax"/>
</xs:complexType>

<xs:complexType name="anyExtType">
  <xs:sequence>
    <xs:any namespace="##any" processContents="lax" minOccurs="0" maxOccurs="unbounded"/>
  </xs:sequence>
</xs:complexType>
</xs:schema>

```

9.4.2.4 Default Document Namespace

The default document namespace used in evaluating URIs shall be "urn:3gpp:ns:mcvideoServiceConfig:1.0".

9.4.2.5 MIME type

The MIME type for the service configuration document shall be "vnd.3gpp.mcvideo-service-config+xml".

9.4.2.6 Validation Constraints

If the AUID value of the document URI or node URI in the Request-URI is other than that specified in clause 9.4.2.2, then the configuration management server shall return an HTTP 409 (Conflict) response including the XCAP error element <constraint-failure>. If included, the "phrase" attribute should be set to "invalid application id used".

If the XUI value of the document URI or node URI in the Request-URI does not match the XUI of the service configuration document URI, the configuration management server shall return an HTTP 409 (Conflict) response including the XCAP error element <constraint-failure>. If included, the "phrase" attribute should be set to "invalid XUI".

The service configuration document shall conform to the XML Schema described in clause 9.4.2.3.

The <service-configuration-info> element is the root element of the XML document. The <service-configuration-info> element can contain sub-elements.

NOTE 1: The sub-elements of the <service-configuration-info> are validated by the <xs:any namespace="##any" processContents="lax" minOccurs="0" maxOccurs="unbounded"/> particle of the <mcvideo-info> element.

The <service-configuration-params> element is a subelement of the <service-configuration-info> element.

If the <service-configuration-info> element does not contain a <service-configuration-params> element, then the configuration management server shall return an HTTP 409 (Conflict) response including the XCAP error element <constraint-failure>. If included, the "phrase" attribute should be set to "mandatory element is missing".

If the <service-configuration-params> element does not include a <common> element, an <on-network> element or an <off-network> element, then the configuration management server shall return an HTTP 409 (Conflict) response including the XCAP error element <constraint-failure>. If included, the "phrase" attribute should be set to "mandatory element is missing".

The <service-configuration-params> element shall contain either:

- 1) one <common> element only;
- 2) one <common> element and one <on-network> element;
- 3) one <common> element and one <off-network> element;
- 4) one <on-network> element only;
- 5) one <off-network> element only;
- 6) one <on-network> element and one <off-network> element; or
- 7) one <common> element, one <on-network> element and one <off-network> element.

If the <service-configuration-params> element does not confirm to one of the seven choices above, then the configuration management server shall return an HTTP 409 (Conflict) response including the XCAP error element <constraint-failure>. If included, the "phrase" attribute should be set to "semantic error".

If the "domain" attribute does not contain a syntactically correct domain name, then the configuration management server shall return an HTTP 409 (Conflict) response including the XCAP error element <constraint-failure>. If included, the "phrase" attribute should be set to "syntactically incorrect domain name".

If the "domain" attribute contains an unknown domain name, then the configuration management server shall return an HTTP 409 (Conflict) response including the XCAP error element <constraint-failure>. If included, the "phrase" attribute should be set to "unknown domain name".

The value of the <min-length-alias> element in the <common> element refers to variable N3 defined in Annex A of 3GPP TS 22.179 [3] and contains a value between 0 and 255.

If the <min-length-alias> element of the <common> element contains a value greater than 255, then the configuration management server shall return an HTTP 409 (Conflict) response including the XCAP error element <constraint-failure>. If included, the "phrase" attribute should be set to "element value out of range".

The value of the <num-levels-group-hierarchy> element in the <broadcast-group> element refers to variable Bc1 defined in Annex E of 3GPP TS 22.280 [30].

The value of the <num-levels-user-hierarchy> element in the <broadcast-group> element refers to variable Bc2 defined in Annex E of 3GPP TS 22.280 [30].

If the values of the <min-length-alias>, the <num-levels-group-hierarchy> element or the <num-levels-user-hierarchy> element do not contain a semantically valid value, then the configuration management server shall return an HTTP 409 (Conflict) response including the XCAP error element <constraint-failure>. If included, the "phrase" attribute should be set to "semantic error".

If any of the constituent elements of the <default-prose-per-packet-priority> element contain a value less than 1 and greater than 8, then the configuration management server shall return an HTTP 409 (Conflict) response including the XCAP error element <constraint-failure>. If included, the "phrase" attribute should be set to "element value out of range".

NOTE 2: The higher the <default-prose-per-packet-priority> value, the higher the priority given to the signalling or media.

If any of the constituent elements of the <default-pqi> element contain a value other than other than 21-26, 55-61 and 90-93, then the configuration management server shall return an HTTP 409 (Conflict) response including the XCAP error element <constraint-failure>. If included, the "phrase" attribute should be set to "element value out of range".

The "resource-priority-namespace" element contained in the "emergency-resource-priority" element shall have an MCPTT namespace value as specified in IETF RFC 8101 [20].

The "resource-priority-priority" element contained in the "emergency-resource-priority" element shall have a higher or equal priority than the priority of the "resource-priority-priority" element contained in the "imminent-peril-resource-priority" element and shall be a priority level specified in IETF RFC 8101 [20].

The "resource-priority-namespace" element contained in the "imminent-peril-resource-priority" element shall have an MCPTT namespace value as specified in IETF RFC 8101 [20].

The "resource-priority-priority" element contained in the "imminent-peril-resource-priority" element shall have a higher or equal priority than the priority of the "resource-priority-priority" element contained in the "normal-resource-priority" element and shall be a priority level specified in IETF RFC 8101 [20].

The "resource-priority-namespace" element contained in the "normal-resource-priority" element shall have an MCPTT namespace value as specified in IETF RFC 8101 [20].

The "resource-priority-priority" element contained in the "normal-resource-priority" element shall have a value that is a priority level specified in IETF RFC 8101 [20].

NOTE 3: The IETF RFC 8101 [20] defines the priority levels for the MCPTT namespaces, which are applicable to all MC services.

NOTE 4: The values used for the "emergency-resource-priority", "imminent-peril-resource-priority" and "normal-resource-priority" elements need to be carefully agreed to by the MCVideo operator and the network operator.

The default value for the <confidentiality-protection> element of the <signalling-protection> element is "true" indicating that confidentiality protection is enabled.

The default value for the <integrity-protection> element of the <signalling-protection> element is "true" indicating that integrity protection is enabled.

The default value for the <allow-signalling-protection> element of the <protection-between-mcvideo-servers> element is "true" indicating that signaling protection between MCVideo servers is enabled.

The default value for the <allow-transmission-control-protection> element of the <protection-between-mcvideo-servers> element is "true" indicating that transmission control protection between MCVideo servers is enabled.

The service configuration server ignores any unknown element and any unknown attribute.

If the configuration management server receives a duplicate element or attribute, it shall return an HTTP 409 (Conflict) response including the XCAP error element <constraint-failure>. If included, the "phrase" attribute should be set to "duplicate attribute or element received".

The following elements conform to the "xs: duration" XML type:

- 1) <mcvideo-max-duration>;
- 2) <hang-time>; and
- 3) <max-duration-of-call>.

The elements of "xs: duration" type specified above shall be represented in seconds using the element value: "PT<h>H<m>M<n>S" where <n> represents a valid value in seconds.

NOTE 5: "xs:duration" allows the use of decimal notation for seconds, e.g. 300ms is represented as <PT0.3S>.

If any of the elements of "xs: duration" type specified above contain values that do not conform to the "PT <n>S" structure then the configuration management server shall return an HTTP 409 (Conflict) response including the XCAP error element <constraint-failure>. If included, the "phrase" attribute should be set to "invalid format for duration".

If an invalid value is received for <n>, then the configuration management server shall return an HTTP 409 (Conflict) response including the XCAP error element <constraint-failure>. If included, the "phrase" attribute should be set to "invalid value for duration".

The default value for the <allow-adhoc-group-call-support> element of the <adhoc-group-call> element of the <anyExt> element of the <on-network> element is "true" indicating that adhoc group calls support enabled.

Absence of <adhoc-group-call> element of the <anyExt> element of the <on-network> element indicates that adhoc group calls are not supported in the MCVideo system.

9.4.2.7 Data Semantics

The "domain" attribute of the <service-configuration-params> element contains the domain name of the mission critical organization.

The <common> element contains service configuration data common to both on and off network service.

The <on-network> element contains service configuration data for on-network service only.

The <off-network> element contains service configuration data for off-network service only.

In the <common> element:

- 1) the <min-length-alias> element contains the minimum length (N3) of alphanumeric names assigned to MCVideo users by the MCVideo administrator, which corresponds to the "MinLengthAliasID" element as specified in clause 14.2.9 of 3GPP TS 24.483 [4];
- 2) the <num-levels-group-hierarchy> element of the <broadcast-group> element contains an integer indicating the number levels of group hierarchy for group-broadcast groups, which corresponds to the "NumLevelGroupHierarchy" element as specified in clause 14.2.7 of 3GPP TS 24.483 [4]; and
- 3) the <num-levels-user-hierarchy> element of the <broadcast-group> element contains an integer indicating the number levels of user hierarchy for user-broadcast groups, which corresponds to the "NumLevelUserHierarchy" element as specified in clause 14.2.8 of 3GPP TS 24.483 [4];

In the <on-network> element:

- 1) the <confidentiality-protection> element of the <signalling-protection> element contains a boolean indicating whether confidentiality protection of MCVideo signalling is enabled or disabled between the MCVideo client and MCVideo server;
- 2) the <integrity-protection> element of the <signalling-protection> element contains a boolean indicating whether integrity protection of MCVideo signalling is enabled or disabled between the MCVideo client and MCVideo server;
- 3) the <allow-signalling-protection> element of the <protection-between-mcvideo-servers> element contains a boolean indicating whether protection of MCVideo signalling is enabled between MCVideo servers;
- 4) the <allow-transmission-control-protection> element of the <protection-between-mcvideo-servers> element contains a boolean indicating whether protection of MCVideo transmission control signalling is enabled between MCVideo servers;

NOTE 1: The default values of the <confidentiality-protection> element, the <integrity-protection> element, the <allow-signalling-protection> element and the <allow-transmission-control-protection> element are "true".

- 5) the <emergency-resource-priority> element within the <on-network> element indicates how a Resource-Priority header field is to be populated for MCVideo emergency calls;
- 6) the <imminent-peril-resource-priority> element within the <on-network> element indicates how a Resource-Priority header field is to be populated for MCVideo imminent peril calls;
- 7) the <normal-resource-priority> element within the <on-network> element indicates how a Resource-Priority header field is to be populated when downgrading to normal priority from an MCVideo emergency call or MCVideo imminent peril call;

- 8) the <functional-alias> element of the <functional-alias-entry> element of the <functional-alias-list> element of the <anyExt> element is of type "anyURI" and contains the identity of a functional alias;
- 9) the <max-simultaneous-activations> element of the <functional-alias-entry> element of the <functional-alias-list> element of the <anyExt> element is of type "positiveInteger" and contains the allowed number of concurrent activations that are allowed for the functional alias contained in the corresponding <functional-alias> element;
- 10) the <allow-takeover> element of the <functional-alias-entry> element of the <functional-alias-list> element of the <anyExt> element is of type "boolean" and indicates whether take over by another MCVideo user is allowed for a currently activated functional alias contained in the corresponding <functional-alias> element;
- 11) the <entry> element of the <mcvideo-user-list> element of the <functional-alias-entry> element of the <functional-alias-list> element of the <anyExt> element is of type "entryType" and contains the MCVideo ID of an MCVideo user that is allowed to activate the functional alias contained in the corresponding <functional-alias> element;
- 12) the <functional-alias-priority> element of the <functional-alias-entry> element of the <functional-alias-list> element of the <anyExt> element is of type "positiveInteger" and indicates the relative priority level of the functional alias contained in the corresponding <functional-alias> element;

NOTE 2: The usage of this parameter by the MCVideo server is up to implementation.

- 13) the <max-simultaneous-authorizations> element of the <anyExt> element is of type "positiveInteger" and indicates the maximum allowed number of simultaneous service authorizations for an MCVideo user;
- 14) the <allow-adhoc-group-call-support> element of the <adhoc-group-call> element of the <anyExt> element indicates whether on-network adhoc group calls support enabled or disabled, which corresponds to the "AllowAdhocGroupCall" element as specified in clause 14.2.22 of 3GPP TS 24.483 [4];
- 15) the <max-no-participants> element of the <adhoc-group-call> element of the <anyExt> element contains the allowed number of participants of the adhoc group calls, which corresponds to the "MaxNoParticipants" element as specified in clause 14.2.23 of 3GPP TS 24.483 [4];
- 16) the <hang-time> element of the <adhoc-group-call> element of the <anyExt> element contains the value of the hang timer for on-network adhoc calls, which corresponds to the "HangTime" element as specified in clause 14.2.24 of 3GPP TS 24.483 [4]; and

NOTE 3: The hang time is a configurable maximum length of the inactivity (silence) period between consecutive MCVideo transmissions within the same call.

- 17) the <max-duration-of-call> element of the <adhoc-group-call> element of the <anyExt> element contains the maximum duration allowed for an on-network adhoc group call, which corresponds to the "MaxDurationOfCall" element as specified in clause 14.2.25 of 3GPP TS 24.483 [4].

In the <off-network> element:

- 1) the <default-prose-per-packet-priority> element contains priority values for off-network calls, for each of the following constituent elements:
 - a) <mcvideo-private-call-signalling> element, which corresponds to the "MCVideoPrivateCallSignalling" element as specified in clause 14.2.12 of 3GPP TS 24.483 [4];
 - b) <mcvideo-private-call-media> element, which corresponds to the "MCVideoPrivateCallMedia" element as specified in clause 14.2.13 of 3GPP TS 24.483 [4];
 - c) <mcvideo-emergency-private-call-signalling> element, which corresponds to the "MCVideoEmergencyPrivateCallSignalling" element as specified in clause 14.2.14 of 3GPP TS 24.483 [4]; and
 - d) <mcvideo-emergency-private-call-media> element, which corresponds to the "MCVideoEmergencyPrivateCallMedia" element as specified in clause 14.2.15 of 3GPP TS 24.483 [4];
- 2) the <private-call> element contains configuration values for off-network private calls, for each of the following constituent elements:

- a) <mcvideo-max-duration> element contains the maximum duration allowed for an off-network private call, as specified in clause 14.2.17 of 3GPP TS 24.483 [4];
- 3) the <num-levels-priority-hierarchy> element contains a priority hierarchy for determining what participants, participant types, and urgent transmission types shall be granted a request to override an active off-network MCVideo transmission, which corresponds to the "NumLevelHierarchy" element as specified in clause 14.2.18 of 3GPP TS 24.483 [4]. Absence of the <num-levels-priority-hierarchy> element in the <off-network> element indicates that the lowest possible value is used according to the schema to represent the priority hierarchy; and
- 4) the <default-pqi> element contains priority values for off-network calls, for each of the following constituent elements:
 - a) <mcvideo-private-call-signalling> element, which corresponds to the "MCVideoPrivateCallSignalling" element as specified in clause 14.2.12 of 3GPP TS 24.483 [4];
 - b) <mcvideo-private-call-media> element, which corresponds to the "MCVideoPrivateCallMedia" element as specified in clause 14.2.13 of 3GPP TS 24.483 [4];
 - c) <mcvideo-emergency-private-call-signalling> element, which corresponds to the "MCVideoEmergencyPrivateCallSignalling" element as specified in clause 14.2.14 of 3GPP TS 24.483 [4]; and
 - d) <mcvideo-emergency-private-call-media> element, which corresponds to the "MCVideoEmergencyPrivateCallMedia" element as specified in clause 14.2.15 of 3GPP TS 24.483 [4].

9.4.2.8 Naming Conventions

The MCVideo service configuration document name shall be called "mcvideo-service-config.xml".

9.4.2.9 Global documents

The MCVideo service configuration document is a global document. This document resides under the global tree for the CMSXCAPROOT. Since there is only one document for each mission critical organization, the CMSXCAPROOT may be used to distinguish different MC Video service configuration documents. Otherwise, a subdirectory under the global tree, named by the mission critical organization name can be used to distinguish different service configuration documents. For example, if the CMSXCAPROOTURI represents a single one mission critical organization, then the document URI would be:

mc-org-domain/mcorg12345/org.3gpp.mcvideo.service-config/global/mcvideo-service-config.xml

otherwise, if it services multiple organizations then the document URI would be:

CMSXCAPROOTURI/org.3gpp.mcvideo.service-config/global/mc-org-name/mcvideo-service-config.xml

Since the MCVideo service configuration is a global document, all users will have read-only access. Read-write access is only allowed for the system administrators of the mission critical organization.

9.4.2.10 Resource interdependencies

There are no resource interdependencies.

9.4.2.11 Authorization Policies

The authorization policies for manipulating a service configuration document shall conform to those described in OMA OMA-TS-XDM_Core-V2_1-20120403-A [2] clause 5.1.5 "Authorization".

9.4.2.12 Subscription to Changes

The service configuration document application usage shall support subscription to changes as specified in clause 6.3.13.3.

10 MCDATA configuration management documents

10.1 Introduction

This clause defines the structure, default document namespace, AUID, XML schema, MIME type, validation constraints and data semantics following documents;

- MCDATA UE configuration document;
- MCDATA user profile configuration document; and
- MCDATA service configuration document.

10.2 MCDATA UE configuration document

10.2.1 General

The MCDATA UE configuration document is specified in this clause. The MCDATA UE configuration document content is based on requirements of Annex A.2 of 3GPP TS 23.282 [24], in accordance with OMA OMA-TS-XDM_Core-V2_1-20120403-A [2]. The usage of an MCDATA UE configuration document in the MCDATA service is described in 3GPP TS 24.282 [25] and 3GPP TS 24.582 [26]. The schema definition is provided in clause 10.2.2.3. An MCDATA UE configuration document may apply to all MCDATA UEs of a mission critical organization or apply to specific MCDATA UEs identified in the <mcdData-UE-id> element. If there is no <mcdData-UE-id> element in the MCDATA UE configuration document, then by default the MCDATA UE configuration document applies to all MCDATA UEs of the mission critical organization that are not specifically identified in the <mcdData-UE-id> element of another MCDATA UE configuration document of the mission critical organization. Each MCDATA UE of a mission critical organization is configured with an MCDATA UE configuration document that is identified by the instance ID of the MCDATA UE.

MCDATA UE configuration documents of a MCDATA user are contained as "XDM collections" in the user's directory of the users tree, in accordance with OMA OMA-TS-XDM_Core-V2_1-20120403-A [2]. In this case, the term "user" in the XCAP sense refers to the MCDATA ID, as the user has been already authenticated. A MCDATA UE configuration document corresponding to a specific MCDATA UE the MCDATA user has used to authenticate and is authorised to use the MCDATA service with is placed in the user directory of the MCDATA user.

The MCDATA UE configuration document acts as a template for the CMS to generate UE configuration documents that are downloaded to specific MCDATA UEs. The MCDATA UE configuration document that acts as a template is referred to as a "master MCDATA UE configuration document". The master MCDATA UE configuration document is stored in the users tree of that MCDATA system administrator. The master MCDATA UE configuration document does not directly apply to a specific MCDATA UE, but instead acts as template that the CMS uses to populate the MCDATA UE configuration documents of MCDATA UEs identified by elements of the <MCDATA-UE-id> element. For MCDATA UE configuration documents that correspond to a specific MCDATA UE, the name of the MCDATA UE configuration document is created from a value defined by the corresponding element that identifies the MCDATA UE within the <MCDATA-UE-id> element. For a master MCDATA UE configuration document that does not contain a <MCDATA-UE-id> element, the name of the MCDATA UE configuration document stored in the user directory is "DEFAULT-MCDATA-UE.xml".

10.2.1A MCDATA client access to MCDATA UE configuration documents

The MCDATA UE configuration document is accessed using the same XCAP URI, regardless of whether the MCDATA UE has a specific MCDATA UE configuration document configured or the master MCDATA UE configuration document applies. The CMS shall generate the UE's MCDATA UE configuration document from the master MCDATA UE configuration document if the MCDATA administrator did not provision a specific MCDATA UE configuration document. In this generated document, the <MCDATA-UE-id> element shall be set to the MCDATA client's UE ID. The UE's MCDATA UE configuration document shall always be stored with the filename corresponding to the UE's MCDATA UE ID under the user's directory of the users tree.

The XCAP URI used by the MCDATA client to access the UE's MCDATA UE configuration document shall be:

CMSXCAPROOTURI/org.3gpp.mcdData.ue-config/users/sip:MCDATAID/MCSUEID

10.2.2 Coding

10.2.2.1 Structure

The MCDData UE configuration document structure is specified in this clause.

The <mcdData-UE-configuration> document:

- 1) shall include a "domain" attribute;
- 2) may include a <mcdData-UE-id> element;
- 3) may include a <name> element;
- 4) shall include a <common> element;
- 5) shall include an <on-network> element; and
- 6) may include any other attribute for the purposes of extensibility.

The <common> element:

- 1) shall contain a <short-data-service> element containing:
 - a) a <Max-Simul-SDS-Txns-Nc4> element; and
 - b) a <SDS-Presentation-Priority> element containing:
 - i) a list of <MCDData-Group-Priority> elements containing:
 - A) an <MCDData-Group-ID> element; and
 - B) a <group-priority-hierarchy> element;
- 2) shall contain a <file-distribution> element containing:
 - a) a <Max-Simul-FD-Txns-Nc4> element; and
 - b) a <FD-Presentation-Priority> element containing:
 - i) a list of <MCDData-Group-Priority> elements containing:
 - 1) an <MCDData-Group-ID> element; and
 - 2) a <group-priority-hierarchy> element;
- 3) shall contain a <conversation-management> element containing:
 - a) a <Conversation-Presentation-Priority> element containing:
 - i) a list of <MCDData-Group-Priority> elements containing:
 - 1) an <MCDData-Group-ID> element; and
 - 2) a <group-priority-hierarchy> element;
- 4) shall contain a <transmission-control> element containing:
 - a) a <Max-Simul-Data-Transmissions-Nc4> element;
 - b) a <Max-Data-Transmissions-In-Group-Nc5> element; and
 - c) a <Data-Presentation-Priority> element containing:
 - i) a list of <MCDData-Group-Priority> elements containing:
 - 1) an <MCDData-Group-ID> element; and

- 2) a <group-priority-hierarchy> element;
- 5) shall contain a <reception-control> element containing:
 - a) a <Max-Simul-Data-Receptions-Nc4> element; and
 - b) a <Max-Data-Receptions-In-Group-Nc5> element.

The <on-network> element:

- 1) shall contain a <IPv6Preferred> element;
- 2) shall contain a <Relay-Service> element; and
- 3) may contain a list of <Relayed-MCData-Group> elements containing:
 - a) a <MCData-Group-ID> element; and
 - b) a <Relay-Service-Code> element.

NOTE: When the <Relay-Service> element is set to "false" a list of <Relayed-MCData-Group> elements is not needed.

The <mcddata-UE-id> element:

- 1) may contain a list of <Instance-ID-URN> elements; and
- 2) may contain a list of <IMEI-range> elements.

The <IMEI-range> element:

- 1) shall contain a <TAC> element;
- 2) may contain a list of <SNR> elements; and
- 3) may contain <SNR-range> element.

The <SNR-range> element:

- 1) shall contain a <Low-SNR> element; and
- 2) shall contain a <High-SNR> element.

10.2.2.2 Application Unique ID

The AUID shall be set to "org.3gpp.mcddata.ue-config".

10.2.2.3 XML Schema

```
<?xml version="1.0" encoding="UTF-8"?>

<xs:schema xmlns:mcddatauep="urn:3gpp:mcddata:mcddataUEConfig:1.0"
  xmlns:xs="http://www.w3.org/2001/XMLSchema"
  targetNamespace="urn:3gpp:mcddata:mcddataUEConfig:1.0"
  elementFormDefault="qualified" attributeFormDefault="unqualified">

  <xs:import namespace="http://www.w3.org/XML/1998/namespace"
    schemaLocation="http://www.w3.org/2001/xml.xsd"/>

  <xs:element name="mcddata-UE-configuration">
    <xs:complexType>
      <xs:sequence>
        <xs:choice minOccurs="0" maxOccurs="unbounded">
          <xs:element name="mcddata-UE-id" type="mcddatauep:MCDataUEIDType"/>
          <xs:element name="name" type="mcddatauep:NameType"/>
          <xs:element name="anyExt" type="mcddatauep:anyExtType"/>
          <xs:any namespace="##other" processContents="lax" minOccurs="0" maxOccurs="unbounded"/>
        </xs:choice>
        <xs:element name="common" type="mcddatauep:CommonType"/>
        <xs:element name="on-network" type="mcddatauep:On-networkType"/>
      </xs:sequence>
    </xs:complexType>
  </xs:element>
</xs:schema>
```

```

        <xs:element name="anyExt" type="mcdatuep:anyExtType"/>
        <xs:any namespace="##other" processContents="lax" minOccurs="0" maxOccurs="unbounded"/>
    </xs:sequence>
    <xs:attribute name="domain" type="xs:anyURI" use="required"/>
    <xs:attribute name="XUI-URI" type="xs:anyURI"/>
    <xs:attribute name="Instance-ID-URN" type="xs:anyURI"/>
    <xs:anyAttribute namespace="##any" processContents="lax"/>
</xs:complexType>
</xs:element>

<xs:complexType name="NameType">
    <xs:simpleContent>
        <xs:extension base="xs:token">
            <xs:attribute ref="xml:lang"/>
            <xs:attributeGroup ref="mcdatuep:IndexType"/>
        </xs:extension>
    </xs:simpleContent>
</xs:complexType>

<xs:complexType name="MCDDataUEIDType">
    <xs:choice minOccurs="0" maxOccurs="unbounded">
        <xs:element name="Instance-ID-URN" type="xs:anyURI"/>
        <xs:element name="IMEI-range" type="mcdatuep:IMEI-rangeType"/>
        <xs:element name="anyExt" type="mcdatuep:anyExtType" minOccurs="0"/>
        <xs:any namespace="##other" processContents="lax" minOccurs="0" maxOccurs="unbounded"/>
    </xs:choice>
    <xs:attributeGroup ref="mcdatuep:IndexType"/>
    <xs:anyAttribute namespace="##any" processContents="lax"/>
</xs:complexType>

<xs:complexType name="IMEI-rangeType">
    <xs:sequence>
        <xs:element name="TAC" type="mcdatuep:tacType"/>
        <xs:choice minOccurs="0" maxOccurs="unbounded">
            <xs:element name="SNR" type="mcdatuep:snrType"/>
            <xs:element name="SNR-range" type="mcdatuep:SNR-rangeType"/>
        </xs:choice>
        <xs:element name="anyExt" type="mcdatuep:anyExtType" minOccurs="0"/>
        <xs:any namespace="##other" processContents="lax" minOccurs="0" maxOccurs="unbounded"/>
    </xs:sequence>
    <xs:attributeGroup ref="mcdatuep:IndexType"/>
    <xs:anyAttribute namespace="##any" processContents="lax"/>
</xs:complexType>

<xs:complexType name="SNR-rangeType">
    <xs:sequence>
        <xs:element name="Low-SNR" type="mcdatuep:snrType"/>
        <xs:element name="High-SNR" type="mcdatuep:snrType"/>
        <xs:element name="anyExt" type="mcdatuep:anyExtType" minOccurs="0"/>
        <xs:any namespace="##other" processContents="lax" minOccurs="0" maxOccurs="unbounded"/>
    </xs:sequence>
    <xs:attributeGroup ref="mcdatuep:IndexType"/>
    <xs:anyAttribute namespace="##any" processContents="lax"/>
</xs:complexType>

<xs:simpleType name="tac-baseType">
    <xs:restriction base="xs:decimal">
        <xs:totalDigits value="8"/>
    </xs:restriction>
</xs:simpleType>

<xs:complexType name="tacType">
    <xs:simpleContent>
        <xs:extension base="mcdatuep:tac-baseType">
            <xs:attributeGroup ref="mcdatuep:IndexType"/>
            <xs:anyAttribute namespace="##any" processContents="lax"/>
        </xs:extension>
    </xs:simpleContent>
</xs:complexType>

<xs:simpleType name="snr-baseType">
    <xs:restriction base="xs:decimal">
        <xs:totalDigits value="6"/>
    </xs:restriction>
</xs:simpleType>

<xs:complexType name="snrType">
    <xs:simpleContent>

```

```

<xs:extension base="mcdatuep:snr-baseType">
  <xs:attributeGroup ref="mcdatuep:IndexType" />
  <xs:anyAttribute namespace="##any" processContents="lax" />
</xs:extension>
</xs:simpleContent>
</xs:complexType>

<xs:complexType name="CommonType">
  <xs:sequence>
    <xs:element name="short-data-service">
      <xs:complexType>
        <xs:sequence>
          <xs:element name="Max-Simul-SDS-Txns-Nc4" type="xs:positiveInteger" />
          <xs:element name="SDS-Presentation-Priority">
            <xs:complexType>
              <xs:sequence>
                <xs:element name="MCData-Group-Priority" maxOccurs="unbounded">
                  <xs:complexType>
                    <xs:sequence>
                      <xs:element name="MCData-Group-ID" type="xs:anyURI" />
                      <xs:element name="group-priority-hierarchy" type="xs:nonNegativeInteger" />
                    </xs:sequence>
                  </xs:complexType>
                </xs:element>
              </xs:sequence>
            </xs:complexType>
          </xs:element>
        </xs:sequence>
      </xs:complexType>
    </xs:element>
    <xs:element name="file-distribution">
      <xs:complexType>
        <xs:sequence>
          <xs:element name="Max-Simul-FD-Txns-Nc4" type="xs:positiveInteger" />
          <xs:element name="FD-Presentation-Priority">
            <xs:complexType>
              <xs:sequence>
                <xs:element name="MCData-Group-Priority" maxOccurs="unbounded">
                  <xs:complexType>
                    <xs:sequence>
                      <xs:element name="MCData-Group-ID" type="xs:anyURI" />
                      <xs:element name="group-priority-hierarchy" type="xs:nonNegativeInteger" />
                    </xs:sequence>
                  </xs:complexType>
                </xs:element>
              </xs:sequence>
            </xs:complexType>
          </xs:element>
        </xs:sequence>
      </xs:complexType>
    </xs:element>
    <xs:element name="conversation-management">
      <xs:complexType>
        <xs:sequence>
          <xs:element name="Conversation-Presentation-Priority">
            <xs:complexType>
              <xs:sequence>
                <xs:element name="MCData-Group-Priority" maxOccurs="unbounded">
                  <xs:complexType>
                    <xs:sequence>
                      <xs:element name="MCData-Group-ID" type="xs:anyURI" />
                      <xs:element name="group-priority-hierarchy" type="xs:nonNegativeInteger" />
                    </xs:sequence>
                  </xs:complexType>
                </xs:element>
              </xs:sequence>
            </xs:complexType>
          </xs:element>
        </xs:sequence>
      </xs:complexType>
    </xs:element>
    <xs:element name="transmission-control">
      <xs:complexType>
        <xs:sequence>
          <xs:element name="Max-Simul-Data-Transmissions-Nc4" type="xs:positiveInteger" />
          <xs:element name="Max-Data-Transmissions-In-Group-Nc5" type="xs:positiveInteger" />
          <xs:element name="Data-Presentation-Priority">
            <xs:complexType>

```



```

    <xs:sequence>
      <xs:element name="MCData-Group-Priority" maxOccurs="unbounded">
        <xs:complexType>
          <xs:sequence>
            <xs:element name="MCData-Group-ID" type="xs:anyURI"/>
            <xs:element name="group-priority-hierarchy" type="xs:nonNegativeInteger"/>
          </xs:sequence>
        </xs:complexType>
      </xs:element>
    </xs:sequence>
  </xs:complexType>
</xs:element>
<xs:element name="reception-control">
  <xs:complexType>
    <xs:sequence>
      <xs:element name="Max-Simul-Data-Reception-Nc4" type="xs:positiveInteger"/>
      <xs:element name="Max-Data-Receptions-In-Group-Nc5" type="xs:positiveInteger"/>
    </xs:sequence>
  </xs:complexType>
</xs:element>
</xs:sequence>
<xs:attributeGroup ref="mcdatauep:IndexType"/>
<xs:anyAttribute namespace="##any" processContents="lax"/>
</xs:complexType>

<xs:complexType name="On-networkType">
  <xs:sequence>
    <xs:element name="IPv6Preferred" type="xs:boolean"/>
    <xs:element name="Relay-Service" type="xs:boolean"/>
    <xs:element name="Relayed-MCData-Group" type="mcdatauep:Relayed-MCData-GroupType"
minOccurs="0"/>
    <xs:element name="anyExt" type="mcdatauep:anyExtType" minOccurs="0"/>
    <xs:any namespace="##other" processContents="lax" minOccurs="0" maxOccurs="unbounded"/>
  </xs:sequence>
  <xs:attributeGroup ref="mcdatauep:IndexType"/>
  <xs:anyAttribute namespace="##any" processContents="lax"/>
</xs:complexType>

<xs:complexType name="Relayed-MCData-GroupType">
  <xs:sequence>
    <xs:element name="MCData-Group-ID" type="xs:anyURI"/>
    <xs:element name="Relay-Service-Code" type="xs:string"/>
    <xs:element name="anyExt" type="mcdatauep:anyExtType" minOccurs="0"/>
    <xs:any namespace="##other" processContents="lax" minOccurs="0" maxOccurs="unbounded"/>
  </xs:sequence>
</xs:complexType>

<xs:attributeGroup name="IndexType">
  <xs:attribute name="index" type="xs:token"/>
</xs:attributeGroup>

<xs:complexType name="anyExtType">
  <xs:sequence>
    <xs:any namespace="##any" processContents="lax" minOccurs="0" maxOccurs="unbounded"/>
  </xs:sequence>
</xs:complexType>
</xs:schema>

```

10.2.2.4 Default Document Namespace

The default document namespace used in evaluating URIs shall be "urn:3gpp:ns:mcdataUEConfig:1.0".

10.2.2.5 MIME type

The MIME type for the service configuration document shall be "vnd.3gpp.mcdata-ue-config+xml".

10.2.2.6 Validation Constraints

If the AUID value of the document URI or node URI in the Request-URI is other than that specified in clause 10.2.2.2, then the configuration management server shall return an HTTP 409 (Conflict) response including the XCAP error element <constraint-failure>. If included, the "phrase" attribute should be set to "invalid application id used".

If the XUI value of the document URI or node URI in the Request-URI does not match the XUI of the service configuration document URI, the configuration management server shall return an HTTP 409 (Conflict) response including the XCAP error element <constraint-failure>. If included, the "phrase" attribute should be set to "invalid XUI".

The MCDATA UE configuration document shall conform to the XML Schema described in clause 10.2.2.3.

The <mcddata-UE-configuration> element is the root element of the XML document. The <mcddata-UE-configuration> element can contain sub-elements.

The <mcddata-UE-configuration> element shall contain either:

- 1) one <common> element only;
- 2) one <common> element and one <on-network> element; or
- 3) one <on-network> element only.

If the <mcddata-UE-configuration> element does not conform to one of the three choices above, then the configuration management server shall return an HTTP 409 (Conflict) response including the XCAP error element <constraint-failure>. If included, the "phrase" attribute should be set to "semantic error".

If the "domain" attribute does not contain a syntactically correct domain name, then the configuration management server shall return an HTTP 409 (Conflict) response including the XCAP error element <constraint-failure>. If included, the "phrase" attribute should be set to "syntactically incorrect domain name".

If the "domain" attribute contains an unknown domain name, then the configuration management server shall return an HTTP 409 (Conflict) response including the XCAP error element <constraint-failure>. If included, the "phrase" attribute should be set to "unknown domain name".

If an <Instance-ID-URN> element of the <mcddata-UE-id> element does not conform to a valid Instance ID as specified in 3GPP TS 23.003 [16], then the configuration management server shall return an HTTP 409 (Conflict) response including the XCAP error element <constraint-failure>. If included, the "phrase" attribute should be set to "syntactically incorrect Instance ID URN" and contain the non-conformant <Instance-ID-URN> element.

If the <TAC> element of an <IMEI-range> element does not conform to a valid 8 digit Type Allocation Code as specified in 3GPP TS 23.003 [16], then the configuration management server shall return an HTTP 409 (Conflict) response including the XCAP error element <constraint-failure>. If included, the "phrase" attribute should be set to "syntactically incorrect Type Allocation Code" and contain the non-conformant <TAC> element.

If a <SNR> element of an <IMEI-range> element does not conform to a valid 6 digit Serial Number as specified in 3GPP TS 23.003 [16], then the configuration management server shall return an HTTP 409 (Conflict) response including the XCAP error element <constraint-failure>. If included, the "phrase" attribute should be set to "syntactically incorrect Serial Number" and contain the non-conformant <SNR> element.

If a <Low-SNR> element or a <High-SNR> element of a <SNR-range> element does not conform to a valid 6 digit Serial Number as specified in 3GPP TS 23.003 [16], then the configuration management server shall return an HTTP 409 (Conflict) response including the XCAP error element <constraint-failure>. If included, the "phrase" attribute should be set to "syntactically incorrect Serial Number range" and contain the non-conformant <Low-SNR> or <High-SNR> element.

If the <MCDATA-Group-ID> element of the <MCDATA-group-priority> element of the <SDS-Presentation-Priority> element, <FD-Presentation-Priority> element, <Conversation-Presentation-Priority> element or <Data-Presentation-Priority> element, does not conform to the syntax of a "uri" attribute specified in OMA OMA-TS-XDM_Group-V1_1[17], then the configuration management server shall return an HTTP 409 (Conflict) response including the XCAP error element <constraint-failure>. If included, the "phrase" attribute should be set to "semantic error".

If the <group-priority-hierarchy> element of the <MCDATA-group-priority> element of the <SDS-Presentation-Priority> element, <FD-Presentation-Priority> element, <Conversation-Presentation-Priority> element or <Data-Presentation-

Priority> element contains a value greater than 255, then the configuration management server shall return an HTTP 409 (Conflict) response including the XCAP error element <constraint-failure>. If included, the "phrase" attribute should be set to "element value out of range".

If the <Relay-Service> element of the <On-Network> element does not contain a value of "true" or "false", then the configuration management server shall return an HTTP 409 (Conflict) response including the XCAP error element <constraint-failure>. If included, the "phrase" attribute should be set to "element value out of range".

If the <Relay-Service-Code> element of the <Relayed-MCData-Group> element does not conform to the syntax of a valid Relay service code as defined in 3GPP TS 24.333 [12], then the configuration management server shall return an HTTP 409 (Conflict) response including the XCAP error element <constraint-failure>. If included, the "phrase" attribute should be set to "semantic error".

If the <IPv6-Preferred> element of the <On-Network> element does not contain a value of "true" or "false", then the configuration management server shall return an HTTP 409 (Conflict) response including the XCAP error element <constraint-failure>. If included, the "phrase" attribute should be set to "semantic error".

10.2.2.7 Data Semantics

The "domain" attribute of the <mcdData-UE-configuration> element contains the domain name of the mission critical organization.

The <name> element of the <mcdData-UE-configuration> element contains the user displayable name of the MCData UE configuration document and corresponds to the "Name" element of clause 9.2.3 in 3GPP TS 24.483 [4].

The creator of the MCData UE configuration document may include an <mcdData-UE-id> element in the version of the MCData UE configuration document that is uploaded to the CMS and may also appear in the MCData UE configuration document when downloaded by the MCData system administrator. The <mcdData-UE-id> element does not appear in the MCData UE configuration document that is configured to the MCData UE. If an <mcdData-UE-id> element is included then the MCData UE configuration document applies only to the MCData UE(s) identified by the <mcdData-UE-id> element. If no <mcdData-UE-id> element is included then the MCData UE configuration document applies to all the MCData UEs of the domain.

If one or more optional <Instance-ID-URN> elements is included in the <mcdData-UE-id> element then the MCData UE configuration document applies to the MCData UE with an instance ID equal to the instance ID contained in the <Instance-ID-URN> element.

The <TAC> element of the <IMEI-range> element contains the Type Allocation Code of the MCData UE.

The optional <SNR> element of the <IMEI-range> element contains the individual serial number uniquely identifying MCData UE within the Type Allocation Code contained in the <TAC> element that the MCData UE configuration document applies to.

If an optional <SNR-range> element is included within the <IMEI-range> element then the MCData UE configuration document applies to all MCData UEs within the Type Allocation Code contained in the <TAC> element with the serial number equal or greater than the serial number contained in the <Low-SNR> element and less than or equal to the serial number contained in the <High-SNR> element.

If no <SNR> element nor <SNR-range> element is included within the <IMEI-range> element then the MCData UE configuration document applies to all the MCData UE(s) with the Type Allocation Code contained within the <TAC> element of the <IMEI-range> element.

If no <mcdData-UE-id> element is included then the MCData UE configuration document applies to all MCData UEs of the mission critical organization identified in the "domain" attribute.

The <common> element contains MCData UE configuration data common to both on and off network operation.

The <on-network> element contains MCData UE configuration data for on-network operation only.

In the <common> element:

- 1) the <Max-Simul-SDS-Txns-Nc4> element of the <short-data-service> element contains an integer indicating the maximum number of simultaneous SDS transactions (Nc4) allowed for an MCData UE for on-network or off-network group SDS and corresponds to the "MaxSDSNc4" element of clause 9.2.7 in 3GPP TS 24.483 [4];

- 2) the <SDS-Presentation-Priority> element of the <short-data-service> element corresponds to the "SDSPresentationPriority" element of clause 9.2.8 in 3GPP TS 24.483 [4] and contains a list of <MCData-Group-Priority> elements that contains:
 - a) <MCData-Group-ID> element identifying an MCData group that corresponds to the "MCDataGroupID" element of clause 9.2.10 in 3GPP TS 24.483 [4]; and
 - b) a <group-priority-hierarchy> element that contains an integer that identifies the relative priority level of that MCData group with 0 being the lowest priority and 255 being the highest priority and corresponds to the "MCDataGroupPriorityHierarchy" element of clause 9.2.11 in 3GPP TS 24.483 [4].
- 3) the <Max-Simul-FD-Txns-Nc4> element of the <file-distribution> element contains an integer indicating the maximum number of simultaneous FD transactions (Nc4) allowed for an MCData UE for on-network or off-network group FD and corresponds to the "MaxFDNc4" element of clause 9.2.12 in 3GPP TS 24.483 [4];
- 4) the <FD-Presentation-Priority> element of the <file-distribution> element corresponds to the "FDPresentationPriority" element of clause 9.2.13 in 3GPP TS 24.483 [4] and contains a list of <MCData-Group-Priority> elements that contains:
 - a) <MCData-Group-ID> element identifying an MCData group that corresponds to the "MCDataGroupID" element of clause 9.2.15 in 3GPP TS 24.483 [4]; and
 - b) a <group-priority-hierarchy> element that contains an integer that identifies the relative priority level of that MCData group with 0 being the lowest priority and 255 being the highest priority and corresponds to the "MCDataGroupPriorityHierarchy" element of clause 9.2.16 in 3GPP TS 24.483 [4].
- 5) the <Conversation-Presentation-Priority> element of the <conversation-management> element corresponds to the "ConversationPresentationPriority" element of clause 9.2.17 in 3GPP TS 24.483 [4] and contains a list of <MCData-Group-Priority> elements that contains:
 - a) <MCData-Group-ID> element identifying an MCData group that corresponds to the "MCDataGroupID" element of clause 9.2.19 in 3GPP TS 24.483 [4]; and
 - b) a <group-priority-hierarchy> element that contains an integer that identifies the relative priority level of that MCData group with 0 being the lowest priority and 255 being the highest priority and corresponds to the "MCDataGroupPriorityHierarchy" element of clause 9.2.20 in 3GPP TS 24.483 [4].
- 6) the <Max-Simul-Data-Transmissions-Nc4> element of the <transmission-control> element contains an integer indicating the maximum number of simultaneous data transmissions (Nc4) allowed for an MCData UE for on-network or off-network group data transmissions and corresponds to the "MaxTCNc4" element of clause 9.2.21 in 3GPP TS 24.483 [4];
- 7) the <Max-Data-Transmissions-In-Group-Nc5> element of the <transmission-control> element contains an integer indicating the maximum number of data transmissions in a group (Nc5) allowed for an MCData UE for on-network or off-network group data transmission and corresponds to the "MaxTCNc5" element of clause 9.2.22 in 3GPP TS 24.483 [4];
- 8) the <Data-Presentation-Priority> element of the <transmission-control> element corresponds to the "DataPresentationPriority" element of clause 9.2.23 in 3GPP TS 24.483 [4] and contains a list of <MCData-Group-Priority> elements that contains:
 - a) <MCData-Group-ID> element identifying an MCData group that corresponds to the "MCDataGroupID" element of clause 9.2.25 in 3GPP TS 24.483 [4]; and
 - b) a <group-priority-hierarchy> element that contains an integer that identifies the relative priority level of that MCData group with 0 being the lowest priority and 255 being the highest priority and corresponds to the "MCDataGroupPriorityHierarchy" element of clause 9.2.26 in 3GPP TS 24.483 [4].
- 9) the <Max-Simul-Data-Receptions-Nc4> element of the <reception-control> element contains an integer indicating the maximum number of simultaneous data receptions (Nc4) allowed for an MCData UE for on-network or off-network group data transmissions and corresponds to the "MaxRCNc4" element of clause 9.2.27 in 3GPP TS 24.483 [4];
- 10) the <Max-Data-Receptions-In-Group-Nc5> element of the <transmission-control> element contains an integer indicating the maximum number of data receptions in a group (Nc5) allowed for an MCData UE for on-network

or off-network group data transmission and corresponds to the "MaxRCNc5" element of clause 9.2.28 in 3GPP TS 24.483 [4];

In the <on-network> element:

- 1) if the <Relay-Service> element is set to "true" the MCDData UE is allowed to offer a relay service, and if set to "false" the MCDData UE is not allowed to offer relay service. This attribute corresponds to the "RelayService" element of clause 9.2.30 in 3GPP TS 24.483 [4];
- 2) an <IPv6Preferred> element which corresponds to the "IPv6Preferred" element of clause 9.2.31 in 3GPP TS 24.483 [4],
 - a) if the UE has both IPv4 and IPv6 host configuration:
 - i) if IPv6Preferred is set to true then the UE shall use IPv6 for all on-network signalling and media; and
 - ii) if IPv6Preferred is set to false then the UE shall use IPv4 for all on-network signalling and media;
 - b) if the UE has only IPv4 host configuration then the UE shall use IPv4 for all on-network signalling and media; and
 - c) if the UE has only IPv6 host configuration then the UE shall use IPv6 for all on-network signalling and media; and
- 3) the <Relayed-MCDData-Groups> element of the <Relay-Service> element which corresponds to the "RelayedMCDDataGroup" element of clause 9.2.32 in 3GPP TS 24.483 [4] contains:
 - a) a list of <Relay-MCDData-Group-ID> elements that contains:
 - i) "MCDData-Group-ID" attribute identifying an MCDData group that is allowed to be used via a relay and corresponds to the "MCDDataGroupID" element of clause 9.2.34 in 3GPP TS 24.483 [4]; and
 - ii) a <Relay-Service-Code> element as specified in 3GPP TS 24.333 [12] which corresponds to the "RelayServiceCode" element of clause 9.2.35 in 3GPP TS 24.483 [4].

10.2.2.8 Naming Conventions

The present document defines no naming conventions.

10.2.2.9 Global documents

The present document requires no global documents.

10.2.2.10 Resource interdependencies

There are no resource interdependencies.

10.2.2.11 Authorization Policies

The authorization policies for manipulating an MCDData UE configuration document shall conform to those described in OMA OMA-TS-XDM_Core-V2_1-20120403-A [2] clause 5.1.5 "Authorization".

10.2.2.12 Subscription to Changes

The MCDData UE configuration document application usage shall support subscription to changes as specified in clause 6.3.13.3.

MCDData UE configuration documents are kept as XDM collections. Therefore, it is possible to subscribe to all MCDData UE configuration documents of a MCDData user according to XCAP URI construction convention of a trailing '/', as specified in IETF RFC 5875 [11].

10.3 MCDATA user profile configuration document

10.3.1 General

The MCDATA user profile configuration document is specified in this clause. The MCDATA user profile configuration document content is based on requirements of Annex A.3 of 3GPP TS 23.282 [24], and structure and procedures of OMA OMA-TS-XDM_Core-V2_1-20120403-A [2]. The usage of an MCDATA user profile in the MCDATA service is described in 3GPP TS 24.282 [25]. The schema definition is provided in clause 10.3.2.

MCDATA user profile documents are "XDM collections" in the user's directory of the users tree, in accordance with OMA OMA-TS-XDM_Core-V2_1-20120403-A [2]. In this case, the term "user" in the XCAP sense refers to the MCDATA ID, as the user has been already authenticated.

The name of the MCDATA user profile document matches the value of the <ProfileName> element in the MCDATA user profile document.

10.3.1A MCDATA client access to MCDATA user profile documents

The XCAP URI used by the MCDATA client to access the MCDATA user's MCDATA user profile documents shall be:

CMSXCAPROOTURI/org.3gpp.mcdata.user-profile/users/sip:MCDATAID/mcdata-user-profile-INDEX.xml

Where INDEX is the index of the MCDATA user profile as defined in clause 10.3.2.8.

10.3.2 Coding

10.3.2.1 Structure

The MCDATA user profile configuration document structure is specified in this clause.

The <mcdata-user-profile> document:

- 1) shall include an "XUI-URI" attribute;
- 2) may include a <Name> element;
- 3) shall include one <Status> element;
- 4) shall include a "user-profile-index" attribute;
- 5) may include any other attribute for the purposes of extensibility;
- 6) may include one <ProfileName> element;
- 7) may include a <Pre-selected-indication> element;
- 8) shall include one <Common> element which:
 - a) shall have an "index" attribute;
 - b) shall include one <UserAlias> element containing one or more <alias-entry> elements
 - c) shall include one <MCDATAUserID> element that contains an <entry> element;
 - d) may include one <MCDATAUserID-KMSURI> element that contains an <entry> element;
 - e) may contain one <ParticipantType> element;
 - f) shall contain one <MissionCriticalOrganization>;
 - g) shall include one <FileDistribution> element. The <FileDistribution> element contains:
 - i) one or more <FD-Cancel-List-Entry> elements containing:

- A) an <MCData-ID> element that contains an <entry> element; and
- B) a <MCData-ID-KMSURI> element that contains an <entry> element;
- h) shall include one <TxRxControl> element. The <TxRxControl> element contains:
 - i) one <MaxData1To1> element;
 - ii) one <MaxTime1to1> element; and
 - iii) an <TxReleaseList> element that contains zero or more <entry> elements;
- i) shall include one <GroupEmergencyAlert> element containing an <entry> element; and
- j) may include an <One-to-One-Communication> element with:
 - i) one or more <One-to-One-CommunicationListEntry> elements containing:
 - A) an <MCData-ID> element that contains an <entry> element;
 - B) a <ProSeUserID-entry> element; and
 - C) an <MCData-ID-KMSURI> element that contains an <entry> element; and
 - ii) optionally an <anyExt> element containing:
 - A) optionally one <EmergencyCall> element containing:
 - I) zero or one <MCDataGroupInitiation> element that contains an <entry> element; and
 - II) zero or one <MCDataPrivateRecipient> element that contains an <entry> element;
- 9) shall include zero or one <OnNetwork> element which:
 - a) shall have an "index" attribute;
 - b) shall include one or more <MCDataGroupInfo> elements each containing:
 - i) an <MCData-Group-ID> element;
 - ii) an <GMS-App-Serv-Id> element;
 - iii) an <IdMS-Token-Endpoint> element;
 - iv) one <RelativePresentationPriority> element; and
 - v) a <GroupKMSURI> element; and
 - vi) zero or one <allow-store-group-comm-in-msgstore> element;
 - c) shall include one <MaxAffiliationsN2>element;
 - d) may include an <ImplicitAffiliations> element, containing one or more <entry> elements;
 - e) may include a <PresenceStatus> element containing one or more <entry> elements;
 - f) may include a <RemoteGroupChange> element, containing one or more <entry> elements;
 - g) may contain one <ConversationManagement> element containing
 - i) one or more <MCDataGroupHangTime> elements each containing:
 - A) an <MCData-Group-ID> element containing an <entry> element; and
 - B) a <Hang-Time> element
 - ii) a <DeliveredDisposition> element, containing zero or more <entry> elements; and
 - iii) a <ReadDisposition> element, containing zero or more <entry> elements;

- h) shall include one <One-To-One-EmergencyAlert> element containing an <entry> element; and
- i) shall include an <anyExt> element which:
 - i) shall contain one <MCDataContentServerURI> element;
 - ii) may contain one <FunctionalAliasList> element which contains one or more <entry> elements;
 - iii) shall contain one <MessageStoreHostname> element;
 - iv) may contain one <IncomingOne-to-OneCommunicationList> element with one or more <One-to-One-CommunicationListEntry> elements each containing:
 - A) an <MCData-ID> element that contains an <entry> element; and
 - B) an <MCData-ID-KMSURI> element that contains an <entry> element; and
 - v) may contain a <user-max-simultaneous-authorizations> element; and
 - vi) may contain one or more <MigratablePartnerMCDataSystemInfo> elements each of which contains:
 - A) a <PartnerMCDataSystemId> element that contains one <uri-entry> element; and
 - B) an <AccessInformationForPartnerMCDataSystem> element that contains one <mcptt-UE-initial-configuration> element;
- 10) shall include zero or one <OffNetwork> element which:
 - a) shall contain an "index" attribute;
 - b) shall include one or more <MCDataGroupInfo> elements each containing:
 - i) an <MCData-Group-ID> element;
 - ii) an <GMS-App-Serv-Id> element;
 - iii) an <IdMS-Token-Endpoint> element;
 - iv) one <RelativePresentationPriority> element; and
 - v) a <GroupKMSURI> element;
 - c) a <User-Info-Id> element; and
- 11) a <ruleset> element conforming to IETF RFC 4745 [13] containing a sequence of zero or more <rule> elements:
 - a) the <conditions> of a <rule> element may include the <identity> element as described in IETF RFC 4745 [13]; and
 - b) the <actions> child element of any <rule> element may contain:
 - i) an <allow-create-delete-user-alias> element;
 - ii) an <allow-create-group-broadcast-group> element;
 - iii) an <allow-create-user-broadcast-group> element;
 - iv) an <allow-transmit-data> element;
 - v) an <allow-request-affiliated-groups> element;
 - vi) an <allow-request-to-affiliate-other-users> element;
 - vii) an <allow-recommend-to-affiliate-other-users> element;
 - viii) an <allow-regroup> element;
 - ix) an <allow-presence-status> element;

- x) an <allow-request-presence> element;
- xi) an <allow-activate-emergency-alert> element;
- xii) an <allow-cancel-emergency-alert> element;
- xiii) an <allow-cancel-emergency-alert-any-user> element;
- xiv) an <allow-enable-disable-user> element;
- xv) an <allow-enable-disable-UE> element;
- xvi) an <allow-off-network-manual-switch> element;
- xvii) an <allow-off-network> element;
- xviii) zero or one <allow-store-comms-in-msgstore> element;
- xix) zero or one <allow-store-private-comms-in-msgstore> element; and
- xx) an <anyExt> element which may contain:
 - A) an <allow-query-functional-alias-other-user> element;
 - B) an <allow-takeover-functional-alias-other-user> element;
 - C) an <allow-one-to-one-communication-from-any-user> element;
 - D) an <allow-emergency-group-call> element;
 - E) an <allow-imminent-peril-call> element;
 - F) an <allow-cancel-imminent-peril> element;
 - G) an <allow-functional-alias-binding-with-group> element;
 - H) an <MCData-group-call> element;
 - I) an <allow-emergency-private-call> element;
 - J) an <allow-cancel-private-emergency-call> element; and
 - K) an <allow-adhoc-group-data-comn> element;
 - L) an <allow-adhoc-group-data-comn-participation> element;
 - M) an <allow-emergency-adhoc-group-data-comn> element;
 - N) an <allow-imminent-peril-adhoc-group-data-comn> element;
 - O) an <allow-to-recv-adhoc-group-data-comn-participants-info> element;
 - P) an <allow-activate-adhoc-group-emergency-alert> element;
 - Q) an <allow-cancel-adhoc-group-emergency-alert> element;
 - R) an <allow-to-recv-adhoc-group-emergency-alert-participants-info> element;
 - S) an <allow-to-setup-data-comn-using-emergency-alert-adhoc-group> element; and
 - T) an <allow-to-modify-adhoc-group-data-comn-participants-info> element.

The <entry> elements:

- 1) shall contain a <uri-entry> element;
- 2) shall contain an "index" attribute;
- 3) may contain a <display-name> element;

- 4) may contain an "entry-info" attribute;
- 5) may include an <anyExt> element which may contain:
 - a) an <IPInformation> element containing:
 - i) one or more <IPInformationListEntry> each containing an <IPv4Address> element, an <IPv6Address> element or a <FQDN> element;
 - b) a <LocationCriteriaForActivation> element containing:
 - i) one or more <EnterSpecificArea> elements each containing a <PolygonArea> element or an <EllipsoidArcArea> element, and may include an <anyExt> element with a <Speed> element and a <Heading> element; and
 - ii) one or more <ExitSpecificArea> elements each containing a <PolygonArea> element or an <EllipsoidArcArea> element, and may include an <anyExt> element with a <Speed> element and a <Heading> element;
 - c) a <LocationCriteriaForDeactivation > element containing:
 - i) one or more <EnterSpecificArea> elements each containing a <PolygonArea> element or an <EllipsoidArcArea> element, and may include an <anyExt> element with a <Speed> element and a <Heading> element; and
 - ii) one or more <ExitSpecificArea> elements each containing a <PolygonArea> element or an <EllipsoidArcArea> element, and may include an <anyExt> element with a <Speed> element and a <Heading> element; and
 - d) a <manual-deactivation-not-allowed-if-location-criteria-met> element;
 - e) a <RulesForAffiliation> element containing:
 - i) one <ListOfLocationCriteria> element containing:
 - A) one or more <EnterSpecificArea> elements each containing a <PolygonArea> element or an <EllipsoidArcArea> element, and may include an <anyExt> element with a <Speed> element and a <Heading> element; and
 - B) one or more <ExitSpecificArea> elements each containing a <PolygonArea> element or an <EllipsoidArcArea> element, and may include an <anyExt> element with a <Speed> element and a <Heading> element; and
 - ii) zero or one <ListOfActiveFunctionalAliasCriteria> element which contains one or more <entry> elements each containing a <FunctionaAlias> element;
 - f) a <RulesForDeaffiliation> element containing:
 - i) zero or one <ListOfLocationCriteria> element containing:
 - A) one or more <EnterSpecificArea> elements each containing a <PolygonArea> element or an <EllipsoidArcArea> element and may include an <anyExt> element with a <Speed> element and a <Heading> element; and
 - B) one or more <ExitSpecificArea> elements each containing a <PolygonArea> element or an <EllipsoidArcArea> element and may include an <anyExt> element with a <Speed> element and a <Heading> element; and
 - ii) zero or one <ListOfActiveFunctionalAliasCriteria> element which contains one or more <entry> elements each containing a <FunctionaAlias> element;
 - g) a <manual-deaffiliation-not-allowed-if-affiliation-rules-are-met> element;and
 - h) one <MaxSimultaneousEmergencyGroupCalls> element.

The <PolygonArea> elements shall contain 3 up to 15 <PointCoordinateType> elements.

The <EllipsoidArcArea> elements shall contain:

- 1) a <Center> element that contains a <PointCoordinateType> element;
- 2) a <Radius> element;
- 3) an <OffsetAngle> element; and
- 4) an <IncludedAngle> element.

The <PointCoordinateType> elements shall contain a <Longitude> element and a <Latitude> element.

The <Speed> elements shall contain a <MinimumSpeed> element and a <MaximumSpeed> element.

The <Heading> elements shall contain a <MinimumHeading> element and a <MaximumHeading> element.

The <ProSeUserID-entry> elements:

- 1) shall contain a <DiscoveryGroupID> element;
- 2) shall contain an <User-Info-ID> element; and
- 3) shall contain an "index" attribute.

10.3.2.2 Application Unique ID

The AUID shall be "org.3gpp.mcdata.user-profile".

10.3.2.3 XML Schema

The MCDData user profile configuration document shall be composed according to the following XML schema:

```
<?xml version="1.0" encoding="UTF-8"?>
<xs:schema
  xmlns:mcdataup="urn:3gpp:ns:mcdata:user-profile:1.0"
  xmlns:xs="http://www.w3.org/2001/XMLSchema"
  xmlns:mcpttiup="urn:3gpp:mcptt:mcpttUEinitConfig:1.0"
  targetNamespace="urn:3gpp:ns:mcdata:user-profile:1.0"
  elementFormDefault="qualified" attributeFormDefault="unqualified">
  <xs:import namespace="http://www.w3.org/XML/1998/namespace"
    schemaLocation="http://www.w3.org/2001/xml.xsd"/>
  <!-- This import brings in common policy namespace from RFC 4745 -->
  <xs:import namespace="urn:ietf:params:xml:ns:common-policy"
    schemaLocation="http://www.iana.org/assignments/xml-registry/schema/common-policy.xsd"/>
  <xs:import namespace="urn:3gpp:mcptt:mcpttUEinitConfig:1.0"
    schemaLocation="ue-init-config.xsd"/>

  <xs:element name="mcdata-user-profile">
    <xs:complexType>
      <xs:choice minOccurs="1" maxOccurs="unbounded">
        <xs:element name="Name" type="mcdataup:NameType"/>
        <xs:element name="Status" type="xs:boolean"/>
        <xs:element name="ProfileName" type="mcdataup:NameType"/>
        <xs:element name="Pre-selected-indication" type="mcdataup:emptyType"/>
        <xs:element name="Common" type="mcdataup:CommonType"/>
        <xs:element name="OffNetwork" type="mcdataup:OffNetworkType"/>
        <xs:element name="OnNetwork" type="mcdataup:OnNetworkType"/>
        <xs:element name="anyExt" type="mcdataup:anyExtType" minOccurs="0"/>
        <xs:any namespace="##other" processContents="lax" minOccurs="0" maxOccurs="unbounded"/>
      </xs:choice>
      <xs:attribute name="XUI-URI" type="xs:anyURI" use="required"/>
      <xs:attribute name="user-profile-index" type="xs:unsignedByte" use="required"/>
      <xs:anyAttribute namespace="##any" processContents="lax"/>
    </xs:complexType>
  </xs:element>

  <xs:complexType name="NameType">
    <xs:simpleContent>
      <xs:extension base="xs:token">
        <xs:attribute ref="xml:lang"/>
      </xs:extension>
    </xs:simpleContent>
  </xs:complexType>
</xs:schema>
```

```

    </xs:simpleContent>
  </xs:complexType>

  <xs:complexType name="CommonType">
    <xs:choice minOccurs="1" maxOccurs="unbounded">
      <xs:element name="UserAlias" type="mcdatap:UserAliasType"/>
      <xs:element name="MCDataUserID" type="mcdatap:EntryType"/>
      <xs:element name="MCDataUserID-KMSURI" type="mcdatap:EntryType"/>
      <xs:element name="ParticipantType" type="xs:string"/>
      <xs:element name="MissionCriticalOrganization" type="xs:string"/>
      <xs:element name="FileDistribution" type="mcdatap:FileDistributionType"/>
      <xs:element name="TxRxControl" type="mcdatap:TxRxControlType"/>
      <xs:element name="GroupEmergencyAlert" type="mcdatap:EmergencyAlertType"/>
      <xs:element name="One-to-One-Communication" type="mcdatap:One-to-One-CommunicationType"/>
      <xs:element name="anyExt" type="mcdatap:anyExtType" minOccurs="0"/>
      <xs:any namespace="##other" processContents="lax" minOccurs="0" maxOccurs="unbounded"/>
    </xs:choice>
    <xs:attributeGroup ref="mcdatap:IndexType"/>
    <xs:anyAttribute namespace="##any" processContents="lax"/>
  </xs:complexType>

  <xs:complexType name="OnNetworkType">
    <xs:choice minOccurs="0" maxOccurs="unbounded">
      <xs:element name="MCDataGroupInfo" type="mcdatap:MCDataGroupInfoType"/>
      <xs:element name="MaxAffiliationsN2" type="xs:nonNegativeInteger"/>
      <xs:element name="ImplicitAffiliations" type="mcdatap:ListEntryType"/>
      <xs:element name="PresenceStatus" type="mcdatap:ListEntryType"/>
      <xs:element name="RemoteGroupChange" type="mcdatap:ListEntryType"/>
      <xs:element name="ConversationManagement" type="mcdatap:ConversationManagementType"/>
      <xs:element name="One-To-One-EmergencyAlert" type="mcdatap:EmergencyAlertType"/>
      <xs:element name="anyExt" type="mcdatap:anyExtType" minOccurs="0"/>
      <xs:any namespace="##other" processContents="lax" minOccurs="0" maxOccurs="unbounded"/>
    </xs:choice>
    <xs:attributeGroup ref="mcdatap:IndexType"/>
    <xs:anyAttribute namespace="##any" processContents="lax"/>
  </xs:complexType>

  <!-- anyExt elements for OnNetworkType-->
  <xs:element name="MCDataContentServerURI" type="xs:anyURI"/>
  <xs:element name="MessageStoreHostname" type="xs:string"/>
  <xs:element name="IncomingOne-to-OneCommunicationList" type="mcdatap:One-to-One-CommunicationType"/>

  <xs:complexType name="OffNetworkType">
    <xs:choice minOccurs="0" maxOccurs="unbounded">
      <xs:element name="MCDataGroupInfo" type="mcdatap:MCDataGroupInfoType"/>
      <xs:element name="User-Info-ID" type="xs:hexBinary"/>
      <xs:element name="anyExt" type="mcdatap:anyExtType" minOccurs="0"/>
      <xs:any namespace="##other" processContents="lax" minOccurs="0" maxOccurs="unbounded"/>
    </xs:choice>
    <xs:attributeGroup ref="mcdatap:IndexType"/>
    <xs:anyAttribute namespace="##any" processContents="lax"/>
  </xs:complexType>

  <xs:complexType name="One-to-One-CommunicationType">
    <xs:sequence>
      <xs:element name="One-to-One-CommunicationListEntry" type="mcdatap:One-to-One-CommunicationListEntryType" minOccurs="0" maxOccurs="unbounded"/>
      <xs:element name="anyExt" type="mcdatap:anyExtType" minOccurs="0"/>
      <xs:any namespace="##other" processContents="lax" minOccurs="0" maxOccurs="unbounded"/>
    </xs:sequence>
    <xs:anyAttribute namespace="##any" processContents="lax"/>
  </xs:complexType>

  <!-- anyExt elements for One-to-One-CommunicationType-->
  <xs:element name="EmergencyCall" type="mcdatap:EmergencyCallType"/>

  <xs:complexType name="One-to-One-CommunicationListEntryType">
    <xs:choice minOccurs="1" maxOccurs="unbounded">
      <xs:element name="MCData-ID" type="mcdatap:EntryType"/>
      <xs:element name="ProSeUserID-entry" type="mcdatap:ProSeUserEntryType"/>
      <xs:element name="MCData-ID-KMSURI" type="mcdatap:EntryType"/>
      <xs:element name="anyExt" type="mcdatap:anyExtType" minOccurs="0"/>
      <xs:any namespace="##other" processContents="lax" minOccurs="0" maxOccurs="unbounded"/>
    </xs:choice>
    <xs:attributeGroup ref="mcdatap:IndexType"/>
    <xs:anyAttribute namespace="##any" processContents="lax"/>
  </xs:complexType>

```

```

<xs:complexType name="EmergencyAlertType">
  <xs:sequence>
    <xs:element name="entry" type="mcdatap:EntryType"/>
    <xs:element name="anyExt" type="mcdatap:anyExtType" minOccurs="0"/>
    <xs:any namespace="##other" processContents="lax" minOccurs="0" maxOccurs="unbounded"/>
  </xs:sequence>
  <xs:anyAttribute namespace="##any" processContents="lax"/>
</xs:complexType>

<xs:complexType name="ConversationManagementType">
  <xs:sequence>
    <xs:element name="MCDataGroupHangTime" type="mcdatap:GroupHangTimeType" minOccurs="1"
maxOccurs="unbounded"/>
    <xs:element name="DeliveredDisposition" type="mcdatap:ListEntryType"/>
    <xs:element name="ReadDisposition" type="mcdatap:ListEntryType"/>
    <xs:element name="anyExt" type="mcdatap:anyExtType" minOccurs="0"/>
    <xs:any namespace="##other" processContents="lax" minOccurs="0" maxOccurs="unbounded"/>
  </xs:sequence>
  <xs:anyAttribute namespace="##any" processContents="lax"/>
</xs:complexType>

<xs:complexType name="GroupHangTimeType">
  <xs:sequence>
    <xs:element name="MCData-Group-ID" type="mcdatap:EntryType"/>
    <xs:element name="Hang-Time" type="xs:duration"/>
    <xs:element name="anyExt" type="mcdatap:anyExtType" minOccurs="0"/>
    <xs:any namespace="##other" processContents="lax" minOccurs="0" maxOccurs="unbounded"/>
  </xs:sequence>
  <xs:anyAttribute namespace="##any" processContents="lax"/>
</xs:complexType>

<xs:complexType name="MCDataGroupInfoType">
  <xs:sequence>
    <xs:element name="MCData-Group-ID" type="mcdatap:EntryType"/>
    <xs:element name="GMS-App-Serv-Id" type="mcdatap:EntryType"/>
    <xs:element name="IdMS-Token-Endpoint" type="mcdatap:EntryType"/>
    <xs:element name="GroupKMSURI" type="mcdatap:EntryType"/>
    <xs:element name="RelativePresentationPriority" type="xs:nonNegativeInteger"/>
    <xs:element name="anyExt" type="mcdatap:anyExtType" minOccurs="0"/>
    <xs:any namespace="##other" processContents="lax" minOccurs="0" maxOccurs="unbounded"/>
  </xs:sequence>
  <xs:anyAttribute namespace="##any" processContents="lax"/>
</xs:complexType>

<xs:complexType name="FileDistributionType">
  <xs:sequence>
    <xs:element name="FD-Cancel-List-Entry" type="mcdatap:FD-Cancel-ListEntryType" minOccurs="0"
maxOccurs="unbounded"/>
    <xs:element name="anyExt" type="mcdatap:anyExtType" minOccurs="0"/>
    <xs:any namespace="##other" processContents="lax" minOccurs="0" maxOccurs="unbounded"/>
  </xs:sequence>
  <xs:anyAttribute namespace="##any" processContents="lax"/>
</xs:complexType>

<xs:complexType name="FD-Cancel-ListEntryType">
  <xs:choice minOccurs="1" maxOccurs="unbounded">
    <xs:element name="MCData-ID" type="mcdatap:EntryType"/>
    <xs:element name="MCData-ID-KMSURI" type="mcdatap:EntryType"/>
    <xs:element name="anyExt" type="mcdatap:anyExtType" minOccurs="0"/>
    <xs:any namespace="##other" processContents="lax" minOccurs="0" maxOccurs="unbounded"/>
  </xs:choice>
  <xs:attributeGroup ref="mcdatap:IndexType"/>
  <xs:anyAttribute namespace="##any" processContents="lax"/>
</xs:complexType>

<xs:complexType name="TxRxControlType">
  <xs:sequence>
    <xs:element name="MaxDataTol" type="xs:positiveInteger"/>
    <xs:element name="MaxTimeTol" type="xs:duration"/>
    <xs:element name="TxReleaseList" type="mcdatap:ListEntryType"/>
    <xs:element name="anyExt" type="mcdatap:anyExtType" minOccurs="0"/>
    <xs:any namespace="##other" processContents="lax" minOccurs="0" maxOccurs="unbounded"/>
  </xs:sequence>
  <xs:anyAttribute namespace="##any" processContents="lax"/>
</xs:complexType>

<xs:complexType name="UserAliasType">

```

```

<xs:choice minOccurs="0" maxOccurs="unbounded">
  <xs:element name="alias-entry" type="mcdatap:AliasEntryType"/>
  <xs:element name="anyExt" type="mcdatap:anyExtType" minOccurs="0"/>
  <xs:any namespace="##other" processContents="lax" minOccurs="0" maxOccurs="unbounded"/>
</xs:choice>
<xs:anyAttribute namespace="##any" processContents="lax"/>
</xs:complexType>

<xs:complexType name="AliasEntryType">
  <xs:simpleContent>
    <xs:extension base="xs:token">
      <xs:attributeGroup ref="mcdatap:IndexType"/>
      <xs:attribute ref="xml:lang"/>
    </xs:extension>
  </xs:simpleContent>
</xs:complexType>

<xs:complexType name="ListEntryType">
  <xs:choice minOccurs="0" maxOccurs="unbounded">
    <xs:element name="entry" type="mcdatap:EntryType"/>
    <xs:element name="anyExt" type="mcdatap:anyExtType" minOccurs="0"/>
    <xs:any namespace="##other" processContents="lax" minOccurs="0" maxOccurs="unbounded"/>
  </xs:choice>
  <xs:attribute ref="xml:lang"/>
  <xs:attributeGroup ref="mcdatap:IndexType"/>
  <xs:anyAttribute namespace="##any" processContents="lax"/>
</xs:complexType>

<xs:simpleType name="EntryInfoTypeList">
  <xs:restriction base="xs:normalizedString">
    <xs:enumeration value="UseCurrentlySelectedGroup"/>
    <xs:enumeration value="DedicatedGroup"/>
    <xs:enumeration value="UsePreConfigured"/>
    <xs:enumeration value="LocallyDetermined"/>
  </xs:restriction>
</xs:simpleType>

<xs:complexType name="EntryType">
  <xs:sequence>
    <xs:element name="uri-entry" type="xs:anyURI"/>
    <xs:element name="display-name" type="mcdatap:DisplayNameElementType" minOccurs="0"/>
    <xs:element name="anyExt" type="mcdatap:anyExtType" minOccurs="0"/>
    <xs:any namespace="##other" processContents="lax" minOccurs="0" maxOccurs="unbounded"/>
  </xs:sequence>
  <xs:attribute name="entry-info" type="mcdatap:EntryInfoTypeList"/>
  <xs:attributeGroup ref="mcdatap:IndexType"/>
  <xs:anyAttribute namespace="##any" processContents="lax"/>
</xs:complexType>

<xs:complexType name="GeographicalAreaChangeType">
  <xs:sequence>
    <xs:element name="EnterSpecificArea" type="mcdatap:GeographicalAreaType" minOccurs="0"
maxOccurs="unbounded"/>
    <xs:element name="ExitSpecificArea" type="mcdatap:GeographicalAreaType" minOccurs="0"
maxOccurs="unbounded"/>
    <xs:element name="anyExt" type="mcdatap:anyExtType" minOccurs="0"/>
    <xs:any namespace="##other" processContents="lax" minOccurs="0" maxOccurs="unbounded"/>
  </xs:sequence>
  <xs:anyAttribute namespace="##any" processContents="lax"/>
</xs:complexType>

<xs:complexType name="GeographicalAreaType">
  <xs:choice>
    <xs:element name="PolygonArea" type="mcdatap:PolygonAreaType" minOccurs="0"/>
    <xs:element name="EllipsoidArcArea" type="mcdatap:EllipsoidArcType" minOccurs="0"/>
    <xs:element name="anyExt" type="mcdatap:anyExtType" minOccurs="0"/>
    <xs:any namespace="##other" processContents="lax" minOccurs="0" maxOccurs="unbounded"/>
  </xs:choice>
  <xs:anyAttribute namespace="##any" processContents="lax"/>
</xs:complexType>

<xs:complexType name="PolygonAreaType">
  <xs:sequence>
    <xs:element name="Corner" type="mcdatap:PointCoordinateType" minOccurs="3" maxOccurs="15"/>
    <xs:element name="anyExt" type="mcdatap:anyExtType" minOccurs="0"/>
    <xs:any namespace="##other" processContents="lax" minOccurs="0" maxOccurs="unbounded"/>
  </xs:sequence>
  <xs:anyAttribute namespace="##any" processContents="lax"/>

```

```

</xs:complexType>

<xs:complexType name="EllipsoidArcType">
  <xs:sequence>
    <xs:element name="Center" type="mcdatap:PointCoordinateType"/>
    <xs:element name="Radius" type="xs:nonNegativeInteger"/>
    <xs:element name="OffsetAngle" type="xs:unsignedByte"/>
    <xs:element name="IncludedAngle" type="xs:unsignedByte"/>
    <xs:any namespace="##other" processContents="lax" minOccurs="0" maxOccurs="unbounded"/>
    <xs:element name="anyExt" type="mcdatap:anyExtType" minOccurs="0"/>
  </xs:sequence>
  <xs:anyAttribute namespace="##any" processContents="lax"/>
</xs:complexType>

<xs:complexType name="PointCoordinateType">
  <xs:sequence>
    <xs:element name="Longitude" type="mcdatap:CoordinateType"/>
    <xs:element name="Latitude" type="mcdatap:CoordinateType"/>
    <xs:element name="anyExt" type="mcdatap:anyExtType" minOccurs="0"/>
    <xs:any namespace="##other" processContents="lax" minOccurs="0" maxOccurs="unbounded"/>
  </xs:sequence>
  <xs:anyAttribute namespace="##any" processContents="lax"/>
</xs:complexType>

<xs:simpleType name="CoordinateType">
  <xs:restriction base="xs:integer">
    <xs:minInclusive value="0"/>
    <xs:maxInclusive value="16777215"/>
  </xs:restriction>
</xs:simpleType>

<xs:complexType name="RulesForAffiliationManagementType">
  <xs:choice minOccurs="0" maxOccurs="unbounded">
    <xs:element name="ListOfLocationCriteria" type="mcdatap:GeographicalAreaChangeType"/>
    <xs:element name="ListOfActiveFunctionalAliasCriteria" type="mcdatap:ListEntryType"/>
    <xs:element name="anyExt" type="mcdatap:anyExtType" minOccurs="0"/>
    <xs:any namespace="##other" processContents="lax" minOccurs="0" maxOccurs="unbounded"/>
  </xs:choice>
  <xs:attributeGroup ref="mcdatap:IndexType"/>
  <xs:anyAttribute namespace="##any" processContents="lax"/>
</xs:complexType>

<xs:complexType name="SpeedType">
  <xs:sequence>
    <xs:element name="MinimumSpeed" type="xs:unsignedShort"/>
    <xs:element name="MaximumSpeed" type="xs:unsignedShort"/>
    <xs:element name="anyExt" type="mcdatap:anyExtType" minOccurs="0"/>
    <xs:any namespace="##other" processContents="lax" minOccurs="0" maxOccurs="unbounded"/>
  </xs:sequence>
  <xs:anyAttribute namespace="##any" processContents="lax"/>
</xs:complexType>

<xs:complexType name="HeadingType">
  <xs:sequence>
    <xs:element name="MinimumHeading" type="xs:unsignedShort"/>
    <xs:element name="MaximumHeading" type="xs:unsignedShort"/>
    <xs:element name="anyExt" type="mcdatap:anyExtType" minOccurs="0"/>
    <xs:any namespace="##other" processContents="lax" minOccurs="0" maxOccurs="unbounded"/>
  </xs:sequence>
  <xs:anyAttribute namespace="##any" processContents="lax"/>
</xs:complexType>

<xs:complexType name="ProSeUserEntryType">
  <xs:sequence>
    <xs:element name="DiscoveryGroupID" type="xs:hexBinary" minOccurs="0"/>
    <xs:element name="ApplicationLayerGroupID" type="xs:hexBinary" minOccurs="0"/>
    <xs:element name="User-Info-ID" type="xs:hexBinary"/>
    <xs:element name="anyExt" type="mcdatap:anyExtType" minOccurs="0"/>
    <xs:any namespace="##other" processContents="lax" minOccurs="0" maxOccurs="unbounded"/>
  </xs:sequence>
  <xs:attributeGroup ref="mcdatap:IndexType"/>
  <xs:anyAttribute namespace="##any" processContents="lax"/>
</xs:complexType>

<xs:complexType name="DisplayNameElementType">
  <xs:simpleContent>
    <xs:extension base="xs:string">
      <xs:attribute ref="xml:lang"/>
    </xs:extension>
  </xs:simpleContent>
</xs:complexType>

```

```
<xs:anyAttribute namespace="##any" processContents="lax"/>
</xs:extension>
</xs:simpleContent>
</xs:complexType>

<xs:complexType name="IPInformationType">
  <xs:sequence>
    <xs:element name="IPInformationListEntry" type="mcdatap:IPInformationListEntryType"
maxOccurs="unbounded"/>
    <xs:element name="anyExt" type="mcdatap:anyExtType" minOccurs="0"/>
    <xs:any namespace="##other" processContents="lax" minOccurs="0" maxOccurs="unbounded"/>
  </xs:sequence>
  <xs:anyAttribute namespace="##any" processContents="lax"/>
</xs:complexType>

<xs:complexType name="IPInformationListEntryType">
  <xs:choice>
    <xs:element name="IPv4Address" type="xs:token"/>
    <xs:element name="IPv6Address" type="xs:token"/>
    <xs:element name="FQDN" type="xs:anyURI"/>
    <xs:element name="anyExt" type="mcdatap:anyExtType" minOccurs="0"/>
    <xs:any namespace="##other" processContents="lax" minOccurs="0" maxOccurs="unbounded"/>
  </xs:choice>
  <xs:anyAttribute namespace="##any" processContents="lax"/>
</xs:complexType>

<xs:element name="allow-create-delete-user-alias" type="xs:boolean"/>
<xs:element name="allow-create-group-broadcast-group" type="xs:boolean"/>
<xs:element name="allow-create-user-broadcast-group" type="xs:boolean"/>
<xs:element name="allow-transmit-data" type="xs:boolean"/>
<xs:element name="allow-request-affiliated-groups" type="xs:boolean"/>
<xs:element name="allow-request-to-affiliate-other-users" type="xs:boolean"/>
<xs:element name="allow-recommend-to-affiliate-other-users" type="xs:boolean"/>
<xs:element name="allow-regroup" type="xs:boolean"/>
<xs:element name="allow-presence-status" type="xs:boolean"/>
<xs:element name="allow-request-presence" type="xs:boolean"/>
<xs:element name="allow-activate-emergency-alert" type="xs:boolean"/>
<xs:element name="allow-cancel-emergency-alert" type="xs:boolean"/>
<xs:element name="allow-cancel-emergency-alert-any-user" type="xs:boolean"/>
<xs:element name="allow-enable-disable-user" type="xs:boolean"/>
<xs:element name="allow-enable-disable-UE" type="xs:boolean"/>
<xs:element name="allow-off-network-manual-switch" type="xs:boolean"/>
<xs:element name="allow-off-network" type="xs:boolean"/>
<xs:element name="anyExt" type="mcdatap:anyExtType"/>
<!-- elements for User control of communications storage into message store -->
<xs:element name="allow-store-comms-in-msgstore" type="xs:boolean"/>
<xs:element name="allow-store-private-comms-in-msgstore" type="xs:boolean"/>

<!-- The following anyExt elements can be included.-->
<!-- anyExt elements for IP Connectivity-->
  <xs:element name="IPInformation" type="mcdatap:IPInformationType"/>

  <xs:element name="user-max-simultaneous-authorizations" type="xs:positiveInteger"/>

<!-- anyExt elements for migration-->
  <xs:element name="MigratablePartnerMCDataSystemInfo"
type="mcdatap:MigratablePartnerMCDataSystemInfoEntryType"/>

<!-- anyExt elements for Functional Alias-->
  <xs:element name="FunctionalAliasList" type="mcdatap:ListEntryType"/>
  <xs:element name="allow-query-functional-alias-other-user" type="xs:boolean"/>
  <xs:element name="allow-takeover-functional-alias-other-user" type="xs:boolean"/>
  <xs:element name="allow-one-to-one-communication-from-any-user" type="xs:boolean"/>
  <xs:element name="MaxSimultaneousEmergencyGroupCalls" type="xs:positiveInteger"/>
  <xs:element name="allow-functional-alias-binding-with-group" type="xs:boolean"/>

<!-- anyExt elements for Functional Alias for Location change-->
<!-- Note: anyExt elements for Functional Alias for Location change include speed and heading-->
<xs:element name="LocationCriteriaForActivation" type="mcdatap:GeographicalAreaChangeType"/>
<xs:element name="LocationCriteriaForDeactivation" type="mcdatap:GeographicalAreaChangeType"/>
<xs:element name="manual-deactivation-not-allowed-if-location-criteria-met" type="xs:boolean"/>
<xs:element name="Speed" type="mcdatap:SpeedType"/>
<xs:element name="Heading" type="mcdatap:HeadingType"/>

<!-- anyExt elements for Functional Alias for Affiliation change-->
  <xs:element name="RulesForAffiliation" type="mcdatap:RulesForAffiliationManagementType"/>
  <xs:element name="RulesForDeaffiliation" type="mcdatap:RulesForAffiliationManagementType"/>
```



```

    <xs:element name="manual-deaffiliation-not-allowed-if-affiliation-rules-are-met"
type="xs:boolean"/>

<!--    anyExt elements for emergency group communication imminent peril communication and private
communication-->
    <xs:element name="allow-emergency-group-call" type="xs:boolean"/>
    <xs:element name="allow-imminent-peril-call" type="xs:boolean"/>
    <xs:element name="allow-cancel-imminent-peril" type="xs:boolean"/>
    <xs:element name="MCDATA-group-call" type="mcdatap:MCDATAGroupCallType"/>
    <xs:element name="allow-emergency-private-call" type="xs:boolean"/>
    <xs:element name="allow-cancel-private-emergency-call" type="xs:boolean"/>

<!--    anyExt elements for adhoc group data communication-->
    <xs:element name="allow-to-modify-adhoc-group-data-comn-participants-info" type="xs:boolean"/>

<!--    anyExt elements for adhoc group data communication-->
    <xs:element name="allow-activate-adhoc-group-emergency-alert" type="xs:boolean"/>
    <xs:element name="allow-cancel-adhoc-group-emergency-alert" type="xs:boolean"/>
    <xs:element name="allow-to-recv-adhoc-group-emergency-alert-participants-info" type="xs:boolean"/>
    <xs:element name="allow-to-setup-data-comn-using-emergency-alert-adhoc-group" type="xs:boolean"/>
    <xs:element name="allow-adhoc-group-data-comn" type="xs:boolean"/>
    <xs:element name="allow-adhoc-group-data-comn-participation" type="xs:boolean"/>
    <xs:element name="allow-emergency-adhoc-group-data-comn" type="xs:boolean"/>
    <xs:element name="allow-imminent-peril-adhoc-group-data-comn" type="xs:boolean"/>
    <xs:element name="allow-to-recv-adhoc-group-data-comn-participants-info" type="xs:boolean"/>

<xs:complexType name="MCDATAGroupCallType">
    <xs:choice minOccurs="0" maxOccurs="unbounded">
        <xs:element name="MaxSimultaneousCallsN6" type="xs:positiveInteger" />
        <xs:element name="EmergencyCall" type="mcdatap:EmergencyCallType" />
        <xs:element name="ImminentPerilCall" type="mcdatap:ImminentPerilCallType" />
        <xs:element name="EmergencyAlert" type="mcdatap:EmergencyAlertType" />
        <xs:element name="Priority" type="xs:unsignedShort" />
        <xs:element name="anyExt" type="mcdatap:anyExtType" minOccurs="0" />
        <xs:any namespace="##other" processContents="lax" minOccurs="0" maxOccurs="unbounded" />
    </xs:choice>
    <xs:anyAttribute namespace="##any" processContents="lax" />
</xs:complexType>

<xs:complexType name="EmergencyCallType">
    <xs:sequence>
        <xs:element name="MCDATAGroupInitiation" type="mcdatap:MCDATAGroupInitiationEntryType" />
        <xs:element name="MCDATAPrivateRecipient" type="mcdatap:MCDATAPrivateRecipientEntryType" />
        <xs:element name="anyExt" type="mcdatap:anyExtType" minOccurs="0" />
        <xs:any namespace="##other" processContents="lax" minOccurs="0" maxOccurs="unbounded" />
    </xs:sequence>
    <xs:anyAttribute namespace="##any" processContents="lax" />
</xs:complexType>

<xs:complexType name="ImminentPerilCallType">
    <xs:sequence>
        <xs:element name="MCDATAGroupInitiation" type="mcdatap:MCDATAGroupInitiationEntryType" />
        <xs:element name="anyExt" type="mcdatap:anyExtType" minOccurs="0" />
        <xs:any namespace="##other" processContents="lax" minOccurs="0" maxOccurs="unbounded" />
    </xs:sequence>
    <xs:anyAttribute namespace="##any" processContents="lax" />
</xs:complexType>

<xs:complexType name="MCDATAGroupInitiationEntryType">
    <xs:choice>
        <xs:element name="entry" type="mcdatap:EntryType" />
        <xs:element name="anyExt" type="mcdatap:anyExtType" minOccurs="0" />
        <xs:any namespace="##other" processContents="lax" minOccurs="0" maxOccurs="unbounded" />
    </xs:choice>
    <xs:anyAttribute namespace="##any" processContents="lax" />
</xs:complexType>

<xs:complexType name="MCDATAPrivateRecipientEntryType">
    <xs:sequence>
        <xs:element name="entry" type="mcdatap:EntryType"/>
        <xs:element name="ProSeUserID-entry" type="mcdatap:ProSeUserEntryType"/>
        <xs:element name="anyExt" type="mcdatap:anyExtType" minOccurs="0" />
        <xs:any namespace="##other" processContents="lax" minOccurs="0" maxOccurs="unbounded" />
    </xs:sequence>
    <xs:anyAttribute namespace="##any" processContents="lax"/>
</xs:complexType>

<!--    anyExt elements for User control of communications storage into message store -->

```

```

<!-- anyExt elements of <MCDataGroupInfo> element -->
<xs:element name="allow-store-group-comm-in-msgstore" type="xs:boolean"/>

<xs:attributeGroup name="IndexType">
  <xs:attribute name="index" type="xs:token"/>
</xs:attributeGroup>

<!-- empty complex type -->
<xs:complexType name="emptyType"/>

<xs:complexType name="anyExtType">
  <xs:sequence>
    <xs:any namespace="##any" processContents="lax" minOccurs="0" maxOccurs="unbounded"/>
  </xs:sequence>
</xs:complexType>

<xs:complexType name="MigratablePartnerMCDataSystemInfoEntryType">
  <xs:sequence>
    <xs:element name="PartnerMCDataSystemId" type="xs:anyURI"/>
    <xs:element ref="mcpttiup:mcptt-UE-initial-configuration"/>
    <xs:element name="anyExt" type="mcdatap:anyExtType" minOccurs="0"/>
    <xs:any namespace="##other" processContents="lax" minOccurs="0" maxOccurs="unbounded"/>
  </xs:sequence>
</xs:complexType>

</xs:schema>

```

10.3.2.4 Default Document Namespace

The default document namespace used in evaluating URIs shall be "urn:3gpp:ns:mcdatap:user-profile:1.0".

10.3.2.5 MIME type

The MIME type for the MCDatap user profile configuration document shall be "application/vnd.3gpp.mcdatap-user-profile+xml".

10.3.2.6 Validation Constraints

The MCDatap user profile configuration document shall conform to the XML Schema described in clause 10.3.2.3 "XML Schema", with the clarifications given in this clause.

The value of the "XUI-URI" attribute of the <mcdatap-user-profile> element shall be the same as the XUI value of the Document URI for the MCDatap user profile configuration document. If not, the XDMS shall return an HTTP "409 Conflict" response as described in IETF RFC 4825 [14], including the <constraint-failure> error element. If included, the "phrase" attribute should be set to "Wrong User Profile URI".

The document name of the MCDatap user profile configuration document shall comply with naming convention: mcdatap-user-profile-<profile-index>.xml. If not, the XDMS shall return an HTTP "409 Conflict" response as described in IETF RFC 4825 [14], including the <constraint-failure> error element. If included, the "phrase" attribute should be set to "The user profile document name does not comply with the format: 'mcdatap-user-profile-<profile-index>.xml'".

The value of the <RelativePresentationPriority> element of the <MCDatapGroupInfo> element shall be within the range of 0 to 255. If not, the XDMS shall return an HTTP "409 Conflict" response as described in IETF RFC 4825 [14], including the <constraint-failure> error element. If included, the "phrase" attribute should be set to "Priority value out of range".

The value of the <DiscoveryGroupID> shall be 3 octets expressed in hexadecimal format. If not, the XDMS shall return an HTTP "409 Conflict" response as described in IETF RFC 4825 [14], including the <constraint-failure> error element. If included, the "phrase" attribute should be set to "Invalid Discovery Group ID".

The value of the <ApplicationLayerGroupID> shall be 3 octets expressed in hexadecimal format. If not, the XDMS shall return an HTTP "409 Conflict" response as described in IETF RFC 4825 [14], including the <constraint-failure> error element. If included, the "phrase" attribute should be set to "Invalid Application Layer Group ID".

The value of the <User-Info-ID> shall be 6 octets expressed in hexadecimal format. If not, the XDMS shall return an HTTP "409 Conflict" response as described in IETF RFC 4825 [14], including the <constraint-failure> error element. If included, the "phrase" attribute should be set to "Invalid User Info ID".

If more than one MCDData user profile document is specified for the MCDData user in the "XDM collections" in the user's directory, then only one MCDData user profile document shall contain the <Pre-selected-indication> element. If there is only one MCDData user profile specified for the MCDData user in the user's directory, then it is optional to include the <Pre-selected-indication> element. If a MCDData user profile document containing the <Pre-selected-indication> element already exists for the MCDData user in the "XDM collections" the XDMS shall return an HTTP "409 Conflict" response as described in IETF RFC 4825 [14], including the <constraint-failure> error element. If included, the "phrase" attribute should be set to "Pre-selected User Profile Indication already exists in:" including the contents of the <Profile-Name> element of the MCDData user profile document that already contains the <Pre-selected-indication> element.

10.3.2.7 Data Semantics

Editor's Note: In the bullets specified in this clause, the <kms-sec> element of the <App-Server-Info> of the MCS UE initial configuration document needs to be specified in line with the CR#0055 in TS 23.280 (S6-170728) and a corresponding "KMSSEC" element will also need to be specified in the initial configuration document under the AppServerInfo node.

The <Name> element is of type "token", and corresponds to the "Name" element of clause 10.2.3 in 3GPP TS 24.483 [4].

The <alias-entry> element of the <UserAlias> element is of type "token" and indicates an alphanumeric alias of the MCDData user, and corresponds to the leaf nodes of the "UserAlias" element of clause 10.2.13 in 3GPP TS 24.483 [4].

The <uri-entry> element is of type "anyURI" and when it appears within:

- the <MCDDataUserID> element of the <Common> element, contains the MCDData user identity (MCDData ID) of the MCDData user, and corresponds to the "MCDDataUserID" element of clause 10.2.21 in 3GPP TS 24.483 [4];
- the <MCDDataUserID-KMSURI> element of the <Common> element contains the KMS URI for the security domain of the MCDData user identity (MCDData ID) of the MCDData user and corresponds to the "MCDDataUserIDKMSURI" element of clause 10.2.9A in 3GPP TS 24.483 [4]. If this parameter is absent, the KMS URI is identified by the <kms-sec> element of the <App-Server-Info> of the MCS UE initial configuration document as specified in clause 7.2.2.1;
- the <MCDData-ID> element of the <One-to-One-Communication-ListEntry> element of the <One-to-One-Communication> element of the <Common> element, contains the MCDData user identity (MCDData ID) of an MCDData user that the configured MCDData user is authorised to initiate a one-to-one communication, and corresponds to the "MCDDataID" element of clause 10.2.16E in 3GPP TS 24.483 [4];
- the <MCDData-ID-KMSURI> element of the <One-to-One-Communication-ListEntry> element of the <One-to-One-Communication> element of the <Common> element, contains the KMS URI for the security domain of the MCDData user identity (MCDData ID) of an MCDData user that the configured MCDData user is authorised to initiate a one-to-one communication, and corresponds to the "MCDDataIDKMSURI" element of clause 10.2.16H in 3GPP TS 24.483 [4]. If this parameter is absent, the KMS URI is identified by the <kms-sec> element of the <App-Server-Info> of the MCS UE initial configuration document as specified in clause 7.2.2.1;
- the <IPInformation> element within the <anyExt> element of the <entry> element within the <MCDData-ID> element of the <One-to-One-Communication-ListEntry> element of the <One-to-One-Communication> element of the <Common> element contain the IP Information of associated target hosts used in an IP Connectivity session to the <MCDData-ID>, and corresponds to the "IPInformation" element of clause 10.2.16J in 3GPP TS 24.483 [4]; The <IPInformation> element shall be used by the MC Data Client to identify the MC Data User target of an One-to-One IP connectivity session when the MC Data Id is not explicitly included in the request;
- the <MCDData-Group-ID> element of the <MCDDataGroupInfo> element of the <OnNetwork> element contains the MCDData group ID of an on-network MCDData group for use by the configured MCDData user, and corresponds to the "MCDDataGroupID" element of clause 10.2.47 in 3GPP TS 24.483 [4];
- the <GroupKMSURI> element of the <MCDDataGroupInfo> element of the <OnNetwork> element contains the KMS URI for the security domain of the MCDData group identity (MCDData Group ID) of the on-network MCDData group and corresponds to the "GroupKMSURI" element of clause 10.2.54A in 3GPP TS 24.483 [4]. If this parameter is absent, the KMS URI is identified by the <kms-sec> element of the <App-Server-Info> of the MCS UE initial configuration document as specified in clause 7.2.2.1;

- the <entry> element of the <FunctionalAliasList> list element of the <anyExt> element of the <OnNetwork> element contains a functional alias that the MCDData user is authorised to activate and corresponds to the "FunctionalAlias" element of clause 10.2.97B in 3GPP TS 24.483 [4];
- the <MCDData-Group-ID> element of the <MCDDataGroupInfo> element of the <OffNetwork> element contains the MCDData group ID of an off-network MCDData group for use by the configured MCDData user, and corresponds to the "MCDDataGroupID" element of clause 10.2.103 in 3GPP TS 24.483 [4];
- the <GroupKMSURI> element of the <MCDDataGroupInfo> element of the <OffNetwork> element contains the KMS URI for the security domain of the MCDData group identity (MCDData Group ID) of the off-network MCDData group and corresponds to the "GroupKMSURI" element of clause 10.2.110A in 3GPP TS 24.483 [4]. If this parameter is absent, the KMS URI is identified by the <kms-sec> element of the <App-Server-Info> of the MCS UE initial configuration document as specified in clause 7.2.2.1;
- the <GMS-App-Serv-Id> element of the <MCDDataGroupInfo> element of the <OnNetwork> element, contains the URI of the group management server hosting the on-network MCDData group identified by the <MCDData-Group-ID> element, and corresponds to the "GMSServId" element of clause 10.2.51 in 3GPP TS 24.483 [4];
- the <IdMS-Token-Endpoint> element of the <MCDDataGroupInfo> element of the <OnNetwork> element, contains the URI used to contact the identity management server token endpoint for the on-network MCDData group identified by the <MCDData-Group-ID> element, and corresponds to the "IdMSTokenEndPoint" element of clause 10.2.54 in 3GPP TS 24.483 [4]. If the entry element is empty, the idms-auth-endpoint and idms-token-endpoint present in the MCS UE initial configuration document are used;
- the <GMS-App-Serv-Id> element of the <MCDDataGroupInfo> element of the <OffNetwork> element, contains the URI of the group management server hosting the off-network MCDData group identified by the <MCDData-Group-ID> element, and corresponds to the "GMSServId" element of clause 10.2.107 in 3GPP TS 24.483 [4];
- the <IdMS-Token-Endpoint> element of the <MCDDataGroupInfo> element of the <OffNetwork> element, contains the URI used to contact the identity management server token endpoint for the off-network MCDData group identified by the <MCDData-Group-ID> element, and corresponds to the "IdMSTokenEndPoint" element of clause 10.2.110 in 3GPP TS 24.483 [4]. If the entry element is empty, the idms-auth-endpoint and idms-token-endpoint present in the MCS UE initial configuration document are used;
- the <MCDData-Group-ID> element of the <MCDDataGroupHangTime> element of the <ConversationManagement> element of the <OnNetwork> element, contains the MCDData group ID of an MCDData group for which the MCDData user has an associated <Hang-Time> duration, and corresponds to the "MCDDataGroupID" element of clause 10.2.76 in 3GPP TS 24.483 [4];
- the <MCDData-ID> element of the <FD-Cancel-List-Entry> list element of the <FileDistribution> element of the <Common> element, indicates an MCDData ID of an MCDData user that is allowed to cancel distribution of files being sent or waiting to be sent, and corresponds to the "MCDDataID" element of clause 10.2.21 in 3GPP TS 24.483 [4];
- the <MCDData-ID-KMSURI> element of the <FD-Cancel-List-Entry> list element of the <FileDistribution> element of the <Common> element contains the KMS URI for the security domain of the MCDData user identity (MCDData ID) of an MCDData user that the configured MCDData user is authorised to initiate a one-to-one communication, and corresponds to the "MCDDataDKMSURI" element of clause 10.2.21A in 3GPP TS 24.483 [4]. If this parameter is absent, the KMS URI is identified by the <kms-sec> element of the <App-Server-Info> of the MCS UE initial configuration document as specified in clause 7.2.2.1;
- the <entry> element of the <TxReleaseList> list element of the <TxRxControl> element of the <Common> element, indicates an MCDData ID of an MCDData user that this MCDData user is allowed to request release of an ongoing transmission and corresponds to the "MCDDataID" element of clause 10.2.30 in 3GPP TS 24.483 [4];
- the <entry> element of the <GroupEmergencyAlert> element of the <Common> element, indicates the MCDData group recipient for an MCDData emergency Alert and corresponds to the "ID" element of clause 10.2.38 in 3GPP TS 24.483 [4];
- the <entry> element of the <ImplicitAffiliations> list element of the <OnNetwork> element indicates an MCDData group ID of an MCDData group that the MCDData user is implicitly affiliated with, and corresponds to the "MCDDataGroupID" element of clause 10.2.59 in 3GPP TS 24.483 [4];

- the <entry> element of the <PresenceStatus> list element of the <OnNetwork> element indicates an MCDData ID of an MCDData user that the configured MCDData user is authorised to obtain presence status, and corresponds to the "MCDDataID" element of clause 10.2.64 in 3GPP TS 24.483 [4];
- the <entry> element of the <RemoteGroupChange> list element of the <OnNetwork> element indicates an MCDData ID of an MCDData user whose selected groups are authorised to be remotely changed by the configured MCDData user and corresponds to the "MCDDataID" element of clause 10.2.69 in 3GPP TS 24.483 [4];
- the <entry> element of the <DeliveredDisposition> list element of the <ConversationManagement> element of the <OnNetwork> element, indicates an MCDData ID of an MCDData user who is to be sent a message delivered disposition notification in addition to the message sender and corresponds to the "MCDDataID" element of clause 10.2.82 in 3GPP TS 24.483 [4];
- the <entry> element of the <ReadDisposition> list element of the <ConversationManagement> element of the <OnNetwork> element, indicates an MCDData ID of an MCDData user who is to be sent a message delivered disposition notification in addition to the message sender, and corresponds to the "MCDDataID" element of clause 10.2.87 in 3GPP TS 24.483 [4];
- the <entry> element of the <One-To-One-EmergencyAlert> element of the <OnNetwork> element indicates the MCDData user recipient for an on-network MCDData emergency one-to-one alert and corresponds to the "ID" element of clause 10.2.91 in 3GPP TS 24.483 [4];
- the <MCDData-ID> element of the <One-to-One-Communication-ListEntry> element of the <IncomingOne-to-One-CommunicationList> list element of the <anyExt> element of the <OnNetwork> element, contains the MCDData user identity (MCDData ID) of an MCDData user from whom the configured MCDData user is authorised to receive a one-to-one communication, and corresponds to the "MCDDataID" element of clause 10.2.97C3 in 3GPP TS 24.483 [4]; and
- the <MCDData-ID-KMSURI> element of the <One-to-One-Communication-ListEntry> element of the <IncomingOne-to-One-CommunicationList> list element of the <anyExt> element of the <OnNetwork> element, contains the KMS URI for the security domain of the MCDData user identity (MCDData ID) of an MCDData user from whom the configured MCDData user is authorised to receive one-to-one communication, and corresponds to the "MCDDataIDKMSURI" element of clause 10.2.97C4 in 3GPP TS 24.483 [4]. If this parameter is absent, the KMS URI is identified by the <kms-sec> element of the <App-Server-Info> of the MCS UE initial configuration document as specified in clause 7.2.2.1.

The <DiscoveryGroupID> element is of type "hexBinary" and is used as the Discovery Group ID in the ProSe discovery procedures as specified in 3GPP TS 23.303 [18] and 3GPP TS 24.334 [19]. When it appears within:

- the <ProSeUserID-entry> element of the <One-To-One-CommunicationListEntry> element of the <One-To-One-Communication> element of the <OffNetwork> element, it identifies the Discovery Group ID that the MCDData UE uses to initiate a one-to-one communication during off-network operation and corresponds to the "DiscoveryGroupID" element of clause 10.2.16F in 3GPP TS 24.483 [4].

The <ApplicationLayerGroupID> element is of type "hexBinary" and is used as the Application Layer Group ID in the ProSe discovery procedures as specified in 3GPP TS 23.304 [36] and 3GPP TS 24.554 [35]. When it appears within:

- the <ProSeUserID-entry> element of the <One-To-One-CommunicationListEntry> element of the <One-To-One-Communication> element of the <OffNetwork> element, it identifies the Application Layer Group ID that the MCDData UE uses to initiate a one-to-one communication during off-network operation and corresponds to the "ApplicationLayerGroupID" element of clause 10.2.16F1 in 3GPP TS 24.483 [4].

The <display-name> element is of type "string", contains a human readable name and when it appears within:

- the <MCDData-ID> element of the <One-to-One-CommunicationListEntry> element of the <One-to-One-Communication> element of the <OffNetwork> element, contains the name of an MCDData user that the configured MCDData user is authorised to initiate a one-to-one communication, and corresponds to the "DisplayName" element of clause 10.2.16I in 3GPP TS 24.483 [4];
- the <MCDData-Group-ID> element of the <MCDDataGroupInfo> element of the <OnNetwork> element contains the name of an on-network MCDData group for use by the configured MCDData user, and corresponds to the "DisplayName" element of clause 10.2.48 in 3GPP TS 24.483 [4];

- the <MCDData-Group-ID> element of the <MCDDataGroupInfo> element of the <OffNetwork> element contains the name of an off-network MCDData group for use by the configured MCDData user, and corresponds to the "DisplayName" element of clause 10.2.104 in 3GPP TS 24.483 [4];
- the <MCDData-Group-ID> element of the <MCDDataGroupHangTime> element of the <ConversationManagement> element of the <OnNetwork> element, contains the name of an MCDData group for which the MCDData user has an associated <Hang-Time> duration, and corresponds to the "DisplayName" element of clause 10.2.77 in 3GPP TS 24.483 [4];
- the <MCDData-ID> element of the <FD-Cancel-List-Entry> list element of the <FileDistribution> element of the <Common> element, indicates the name of an MCDData user that is allowed to cancel distribution of files beings sent or waiting to be sent and corresponds to the "DisplayName" element of clause 10.2.22 in 3GPP TS 24.483 [4];
- the <entry> element of the <TxReleaseList> list element of the <TxRxControl> element of the <Common> element, indicates the name of an MCDData user that is allowed to request release of an ongoing transmission and corresponds to the "DisplayName" element of clause 10.2.31 in 3GPP TS 24.483 [4];
- the <entry> element of the <GroupEmergencyAlert> element of the <Common> element, indicates the name of the MCDData group recipient for an MCDData emergency Alert and corresponds to the "DisplayName" element of clause 10.2.39 in 3GPP TS 24.483 [4];
- the <entry> element of the <ImplicitAffiliations> list element of the <OnNetwork> element indicates the name of an MCDData group that the MCDData user is implicitly affiliated with, and corresponds to the "DisplayName" element of clause 10.2.60 in 3GPP TS 24.483 [4];
- the <entry> element of the <PresenceStatus> list element of the <OnNetwork> element indicates the name of an MCDData user that the configured MCDData user is authorised to obtain presence status of, and corresponds to the "DisplayName" element of clause 10.2.65 in 3GPP TS 24.483 [4];
- the <entry> element of the <RemoteGroupChange> list element of the <OnNetwork> element indicates the name of an MCDData user whose selected groups are authorised to be remotely changed by the configured MCDData user and corresponds to the "DisplayName" element of clause 10.2.70 in 3GPP TS 24.483 [4];
- the <entry> element of the <DeliveredDisposition> list element of the <ConversationManagement> element of the <OnNetwork> element, indicates the name of an MCDData user who is to be sent a message delivered disposition notification in addition to the message sender, and corresponds to the "DisplayName" element of clause 10.2.83 in 3GPP TS 24.483 [4];
- the <entry> element of the <ReadDisposition> list element of the <ConversationManagement> element of the <OnNetwork> element, indicates the name of an MCDData user who is to be sent a message read disposition notification in addition to the message sender, and corresponds to the "DisplayName" element of clause 10.2.88 in 3GPP TS 24.483 [4]; and
- the <entry> element of the <One-To-One-EmergencyAlert> element of the <OnNetwork> element indicates the name of the MCDData user recipient for an on-network MCDData emergency one-to-one alert and corresponds to the "DisplayName" element of clause 10.2.92 in 3GPP TS 24.483 [4].

The "index" attribute is of type "token" and is included within some elements for uniqueness purposes, and does not appear in the user profile configuration managed object specified in 3GPP TS 24.483 [4].

The <Status> element is of type "Boolean" and indicates whether this particular MCDData user profile is enabled or disabled and corresponds to the "Status" element of clause 10.2.121 in 3GPP TS 24.483 [4]. When set to "true" this MCDData user profile is enabled. When set to "false" this MCDData user profile is disabled.

The "user-profile-index" is of type "unsignedByte" and indicates the particular MCDData user profile configuration document in the collection and corresponds to the "MCDDataUserProfileIndex" element of clause 10.2.8 in 3GPP TS 24.483 [4].

The <ProfileName> element is of type "token" and specifies the name of the MCDData user profile configuration document in the MCDData user profile XDM collection and corresponds to the "MCDDataUserProfileName" element of clause 10.2.9 in 3GPP TS 24.483 [4].

The <Pre-selected-indication> element is of type "mcdatap:empty Type". Presence of the <Pre-selected-indication> element indicates that this particular MCDData user profile is designated to be the pre-selected MCDData user profile as

defined in 3GPP TS 23.282 [24], and corresponds to the "PreSelectedIndication" element of clause 10.2.10 in 3GPP TS 24.483 [4]. Absence of the <Pre-selected-indication> element indicates that this MCDData user profile is not designated as the pre-selected MCDData user profile within the collection of MCDData user profiles for the MCDData user or is the only MCDData user profile within the collection and is the pre-selected MCDData user profile by default.

The "XUI-URI" attribute is of type "anyURI" that contains the XUI of the MCDData user for whom this MCDData user profile configuration document is intended and does not appear in the user profile configuration managed object specified in 3GPP TS 24.483 [4].

The <ParticipantType> element of the <Common> element is of type "token" and indicates the functional category of the MCDData user (e.g., first responder, second responder, dispatch, dispatch supervisor). The <ParticipantType> element corresponds to the "ParticipantType" element of clause 10.2.15 in 3GPP TS 24.483 [4].

The <MissionCriticalOrganization> element of the <Common> element is of type "string" and indicates the name of the mission critical organization the MCDData User belongs to. The <MissionCriticalOrganization> element corresponds to the "Organization" element of clause 10.2.16 in 3GPP TS 24.483 [4].

The <MaxData1To1> element of the <TxRxControl> element of the <Common> element is of type "positive integer" and indicates the maximum amount of data (in megabytes) that an MCDData user can transmit in a single request during one-to-one communication. The <MaxData1To1> element corresponds to the "MaxData1To1" element of clause 10.2.25 in 3GPP TS 24.483 [4].

The <MaxTime1To1> element of the <TxRxControl> element of the <Common> element is of type "duration" and indicates the maximum amount of time that an MCDData user can transmit for in a single request during one-to-one communication. The <MaxTime1To1> element corresponds to the "MaxTime1To1" element of clause 10.2.26 in 3GPP TS 24.483 [4].

The <RelativePresentationPriority> element is of type "nonNegativeInteger" and when it appears in:

- the <MCDDataGroupInfo> element of the <OnNetwork> element, contains an integer value between 0 and 255 indicating the presentation priority of the on-network group relative to other on-network groups and on-network users, and corresponds to the "RelativePresentationPriority" element of clause 10.2.55 in 3GPP TS 24.483 [4]; and
- the <MCDDataGroupInfo> element of the <OffNetwork> element, contains an integer value between 0 and 255 indicating the presentation priority of the off-network group relative to other off-network groups and off-network users, and corresponds to the "RelativePresentationPriority" element of clause 10.2.111 in 3GPP TS 24.483 [4].

The <allow-store-group-comm-in-msgstore> element of the <anyExt> element within the <MCDDataGroupInfo> element of the <OnNetwork> element is of type "Boolean" and corresponds to the "AllowStoreGroupCommInMsgstore" element of clause 10.2.55C in 3GPP TS 24.483 [4]. When set to "true", the MCDData user is authorised to request an MCDData server to store his/her group communication into message store using the procedures defined in 3GPP TS 24.282 [25].

The <MaxAffiliationsN2> element is of type "nonNegativeInteger", indicates the maximum number of MCDData groups that the MCDData user is authorised to affiliate with, and corresponds to the "MaxAffiliationsN2" element of clause 10.2.71 in 3GPP TS 24.483 [4].

The <HangTime> element of the <MCDDataGroupHangTime> element of the <ConversationManagement> element of the <OnNetwork> element is of type "duration", and contains the conversation hang time associated with the configured MCDData group, for the MCDData user, and corresponds to the "HangTime" element of clause 10.2.78 in 3GPP TS 24.483 [4].

The <MaxSimultaneousEmergencyGroupCalls> element of the <anyExt> element within the <entry> element of the <FunctionalAliasList> list element of the <anyExt> element within the <OnNetwork> element is of type "positiveInteger" and indicates the maximum number of simultaneous MCDData emergency group calls for the specific functional alias, and corresponds to the "MaxSimultaneousEmergencyGroupCalls" element of clause 10.2.97B4 in 3GPP TS 24.483 [4].

The <User-Info-ID> element is of type "hexBinary". When the <User-Info-ID> element appears within:

- the <ProSeUser-ID-entry> element of the <One-to-One-CommunicationListEntry> element of the <One-To-One-Communication> element of the <Off-Network> element indicates the ProSe "User Info ID" as defined in 3GPP TS 23.303 [18] and 3GPP TS 24.334 [19] of the recipient MCDData user for a one-to-one communication and corresponds to the "UserInfoID" element of clause 10.2.16G in 3GPP TS 24.483 [4]; and

- the <OffNetwork> element, indicates the ProSe "User Info ID" as defined in 3GPP TS 23.303 [18] and 3GPP TS 24.334 [19] of the MCDData UE for off-network operation and corresponds to the "UserInfoID" element of clause 10.2.112 in 3GPP TS 24.483 [4].

The "entry-info" attribute is of type "string" and when it appears within:

- the <entry> element within the <MCDDataGroupInitiation> element of the <EmergencyCall> element contained within <MCDData-group-call> element indicates to use as the destination address for a group emergency communication:
 - a) the MCDData user currently selected MCDData group, if the "entry-info" attribute has the value of 'UseCurrentlySelectedGroup'; and
 - b) the value in the <uri-entry> element within the <entry> element of the <MCDDataGroupInitiation> element for an on-network group emergency alert, if the "entry-info" attribute has the value of:
 - i) 'DedicatedGroup'; or
 - ii) 'UseCurrentlySelectedGroup' and the MCDData user has no currently selected MCDData group;
- the <entry> element within the <MCDDataGroupInitiation> element of the <ImminentPerilCall> element contained within <MCDData-group-call> element indicates to use as the destination address for a group imminent peril communication:
 - a) the MCDData user currently selected MCDData group, if the "entry-info" attribute has the value of 'UseCurrentlySelectedGroup'; and
 - b) the value in the <uri-entry> element within the <entry> element of the <MCDDataGroupInitiation> element for an on-network group emergency alert, if the "entry-info" attribute has the value of:
 - i) 'DedicatedGroup'; or
 - ii) 'UseCurrentlySelectedGroup' and the MCDData user has no currently selected MCDData group;
- the <entry> element within the <GroupEmergencyAlert> element of the <Common> element, it corresponds to the "Usage" element of clause 10.2.40 in 3GPP TS 24.483 [4] and indicates to use as the destination address for a group emergency alert:
 - a) the MCDData user currently selected MCDData group if the "entry-info" attribute has the value of 'UseCurrentlySelectedGroup'; and
 - b) the value in the <uri-entry> element within the <entry> element of the <GroupEmergencyAlert> element for an on-network group emergency alert, if the "entry-info" attribute has the value of:
 - i) 'DedicatedGroup'; or
 - ii) 'UseCurrentlySelectedGroup' and the MCDData user has no currently selected MCDData group;
- the <entry> element within the <One-To-One-EmergencyAlert> element of the <OnNetwork> element, it corresponds to the "Usage" element of clause 10.2.93 in 3GPP TS 24.483 [4] and indicates to use as the destination address for on-network one-to-one emergency alert:
 - a) the MCDData ID of an MCDData user that is selected by the MCDData user if the "entry-info" attribute has the value of 'LocallyDetermined'; and
 - b) the value in the <uri-entry> element within the <entry> element of the <One-To-One-EmergencyAlert> element, if the "entry-info" attribute has the value of:
 - i) 'UsePreConfigured'; or
 - ii) 'LocallyDetermined' and the MCDData user has no currently selected MCDData user; and
- the <entry> element of the <MCDDataPrivateRecipient> element of the <EmergencyCall> element, contained within the <One-to-One-Communication> element of the <Common> element or contained within the <IncomingOne-to-OneCommunicationList> list element of the <anyExt> element of the <OnNetwork> element,

indicates to use as the destination address for the recipient MCDData user of an MCDData emergency one-to-one communication.

The <LocationCriteriaForActivation> element within the <anyExt> element of the <entry> element within the <FunctionalAliasList> list element of the <anyExt> element of the <OnNetwork> element indicates the geographical area changes that trigger the functional alias activation. It corresponds to the "LocationCriteriaForActivation" element of clause 10.2.97B3B in 3GPP TS 24.483 [4] and consists of the following sub-elements:

- <EnterSpecificArea> element is of type "mcdatap:GeographicalAreaType". It is an optional element indicating a geographical area which when entered triggers the functional alias activation. The <EnterSpecificArea> element has the following sub-elements:
 - a) <PolygonArea>, an optional element specifying the area as a polygon specified in clause 5.2 in 3GPP TS 23.032 [31];
 - b) <EllipsoidArcArea>, an optional element specifying the area as an Ellipsoid Arc specified in clause 5.7 in 3GPP TS 23.032 [31];
 - c) <Speed>, an optional element specifying the horizontal speed of the device specified in clause 8 in 3GPP TS 23.032 [31]; and
 - d) <Heading>, an optional element specifying the bearing of the device specified in clause 8 in 3GPP TS 23.032 [31];
- <ExitSpecificArea> element is of type "mcdatap:GeographicalAreaType". It is an optional element indicating a geographical area which when exited triggers the functional alias activation and has the same sub-elements as <EnterSpecificArea>.

The <LocationCriteriaForDeactivation> element within the <anyExt> element of the <entry> element within the <FunctionalAliasList> list element of the <anyExt> element of the <OnNetwork> element indicates the geographical area changes that trigger the functional alias deactivation. It corresponds to the "LocationCriteriaForDeactivation" element of clause 10.2.97B3C in 3GPP TS 24.483 [4] and consists of the following sub-elements:

- <EnterSpecificArea> element is of type "mcdatap:GeographicalAreaType". It is an optional element specifying a geographical area which when entered triggers the functional alias deactivation;
- <ExitSpecificArea> element is of type "mcdatap:GeographicalAreaType". It is an optional element specifying a geographical area which when exited triggers the functional alias deactivation.

The <manual-deactivation-not-allowed-if-location-criteria-met> element within the <anyExt> element of the <entry> element within the <FunctionalAliasList> list element of the <anyExt> element of the <OnNetwork> element is of type "Boolean" and corresponds to the "ManualDeactivationNotAllowedIfLocationCriteriaMet" element of clause 10.2.97B3D in 3GPP TS 24.483 [4]. When set to "true" the MCDData user is not allowed to deactivate the functional alias while the location criteria for activation are met.

The <RulesForAffiliation> element within the <entry> element within the <MCDDataGroupInfo> element of the <OnNetwork> element indicates upon a change in geographical area or a change in functional alias activation status to the MCDData client to evaluate the rules. If for any rule any location criteria is fulfilled and any functional alias criteria is fulfilled the MCDData client triggers the group affiliation. It corresponds to the "RulesForAffiliation" element of clause 10.2.55A in 3GPP TS 24.483 [4] and consists of the following sub-elements:

- <ListOfLocationCriteria> element is of type "mcdatap:GeographicalAreaChangeType". It is an optional element indicating the location related criteria of a rule. The <ListOfLocationCriteria> element has the following sub-elements:
 - a) <EnterSpecificArea> element is of type "mcdatap:GeographicalAreaType". It is an optional element indicating a geographical area which when entered triggers the evaluation of the rules. If any rule is fulfilled it triggers the group affiliation. The <EnterSpecificArea> element has the following sub-elements:
 - i) <PolygonArea>, an optional element specifying the area as a polygon specified in clause 5.2 in 3GPP TS 23.032 [31];
 - ii) <EllipsoidArcArea>, an optional element specifying the area as an Ellipsoid Arc specified in clause 5.7 in 3GPP TS 23.032 [31];

- iii) a <Speed> element specifying the horizontal speed of the device as specified in clause 8 in 3GPP TS 23.032 [31] that has the following sub-elements:
 - A) <MinimumSpeed> is of type "unsignedShort", indicates the minimum speed that is considered in the evaluation of a rule for a specific area that would trigger affiliation and corresponds to the "MinimumSpeed" element of clause 10.2.55A19 in 3GPP TS 24.483 [4]; and
 - B) <MaximumSpeed> is of type "unsignedShort", indicates the maximum speed that is considered in the evaluation of a rule for a specific area that would trigger affiliation and corresponds to the "MaximumSpeed" element of clause 10.2.55A20 in 3GPP TS 24.483 [4]; and
- iv) a <Heading> element specifying the bearing of the device as specified in clause 8 in 3GPP TS 23.032 [31] that has the following sub-elements:
 - A) <MinimumHeading> is of type "unsignedShort", indicates the minimum heading that is considered in the evaluation of a rule for a specific area that would trigger affiliation and corresponds to the "MinimumHeading" element of clause 10.2.55A22 in 3GPP TS 24.483 [4]; and
 - B) <MaximumHeading> is of type "unsignedShort", indicates the maximum heading that is considered in the evaluation of a rule for a specific area that would trigger affiliation and corresponds to the "MaximumHeading" element of clause 10.2.55A23 in 3GPP TS 24.483 [4]; and
- b) <ExitSpecificArea> element is of type "mcdatap: GeographicalAreaType". It is an optional element indicating a geographical area which when exited triggers the evaluation of the rules. If any rule is fulfilled it triggers the group affiliation. The <ExitSpecificArea> element has the following sub-elements:
 - i) <PolygonArea>, an optional element specifying the area as a polygon specified in clause 5.2 in 3GPP TS 23.032 [31];
 - ii) <EllipsoidArcArea>, an optional element specifying the area as an Ellipsoid Arc specified in clause 5.7 in 3GPP TS 23.032 [31];
 - iii) a <Speed> element specifying the horizontal speed of the device as specified in clause 8 in 3GPP TS 23.032 [31] that has the following sub-elements:
 - A) <MinimumSpeed> is of type "unsignedShort", indicates the minimum speed that is considered in the evaluation of a rule for a specific area that would trigger affiliation and corresponds to the "MinimumSpeed" element of clause 10.2.55A39 in 3GPP TS 24.483 [4]; and
 - B) <MaximumSpeed> is of type "unsignedShort", indicates the maximum speed that is considered in the evaluation of a rule for a specific area that would trigger affiliation and corresponds to the "MaximumSpeed" element of clause 10.2.55A40 in 3GPP TS 24.483 [4]; and
 - iv) a <Heading> element specifying the bearing of the device as specified in clause 8 in 3GPP TS 23.032 [31] that has the following sub-elements:
 - A) <MinimumHeading> is of type "unsignedShort", indicates the minimum heading that is considered in the evaluation of a rule for a specific area that would trigger affiliation and corresponds to the "MinimumHeading" element of clause 10.2.55A42 in 3GPP TS 24.483 [4]; and
 - B) <MaximumHeading> is of type "unsignedShort", indicates the maximum heading that is considered in the evaluation of a rule for a specific area that would trigger affiliation and corresponds to the "MaximumHeading" element of clause 10.2.55A43 in 3GPP TS 24.483 [4]; and
- <ListOfActiveFunctionalAliasCriteria> containing one or more <entry> elements containing the <FunctionalAlias> element containing a functional alias whose activation or deactivation triggers evaluation of the rules and corresponds to the "FunctionalAlias" element of clause 10.2.55A47 in 3GPP TS 24.483 [4].

The <RulesForDeaffiliation> element within the <entry> element within the <MCDDataGroupInfo> element of the <OnNetwork> element indicates upon a change in geographical area or a change in functional alias activation status to the MCDData client to evaluate the rules. If for any rule any location criteria is fulfilled and any functional alias criteria is fulfilled the MCDData client triggers the group affiliation. It corresponds to the "RulesForDeaffiliation" element of clause 10.2.55B in 3GPP TS 24.483 [4] and consists of the following sub-elements:

- <ListOfLocationCriteria> element is of type "mcdatap:GeographicalAreaChangeType". It is an optional element indicating the location related criteria of a rule. The <ListOfLocationCriteria> element has the following sub-elements:
 - a) <EnterSpecificArea> element is of type "mcdatap:GeographicalAreaType". It is an optional element indicating a geographical area which when entered triggers the evaluation of the rules. If any rule is fulfilled it triggers the group affiliation. The <EnterSpecificArea> element has the following sub-elements:
 - i) <PolygonArea>, an optional element specifying the area as a polygon specified in clause 5.2 in 3GPP TS 23.032 [31];
 - ii) <EllipsoidArcArea>, an optional element specifying the area as an Ellipsoid Arc specified in clause 5.7 in 3GPP TS 23.032 [31];
 - iii) a <Speed> element specifying the horizontal speed of the device as specified in clause 8 in 3GPP TS 23.032 [31] that has the following sub-elements:
 - A) <MinimumSpeed> is of type "unsignedShort", indicates the minimum speed that is considered in the evaluation of a rule for a specific area that would trigger affiliation and corresponds to the "MinimumSpeed" element of clause 10.2.55B19 in 3GPP TS 24.483 [4]; and
 - B) <MaximumSpeed> is of type "unsignedShort", indicates the maximum speed that is considered in the evaluation of a rule for a specific area that would trigger affiliation and corresponds to the "MaximumSpeed" element of clause 10.2.55B20 in 3GPP TS 24.483 [4]; and
 - iv) a <Heading> element specifying the horizontal speed of the device as specified in clause 8 in 3GPP TS 23.032 [31] that has the following sub-elements:
 - A) <MinimumHeading> is of type "unsignedShort", indicates the minimum heading that is considered in the evaluation of a rule for a specific area that would trigger affiliation and corresponds to the "MinimumHeading" element of clause 10.2.55B22 in 3GPP TS 24.483 [4]; and
 - B) <MaximumHeading> is of type "unsignedShort", indicates the maximum heading that is considered in the evaluation of a rule for a specific area that would trigger affiliation and corresponds to the "MaximumHeading" element of clause 10.2.55B23 in 3GPP TS 24.483 [4]; and
 - b) <ExitSpecificArea> element is of type "mcdatap:GeographicalAreaType". It is an optional element indicating a geographical area which when exited triggers the evaluation of the rules. If any rule is fulfilled it triggers the group affiliation. The <ExitSpecificArea> element has the following sub-elements:
 - i) <PolygonArea>, an optional element specifying the area as a polygon specified in clause 5.2 in 3GPP TS 23.032 [31];
 - ii) <EllipsoidArcArea>, an optional element specifying the area as an Ellipsoid Arc specified in clause 5.7 in 3GPP TS 23.032 [31];
 - iii) a <Speed> element specifying the horizontal speed of the device as specified in clause 8 in 3GPP TS 23.032 [31] that has the following sub-elements:
 - A) <MinimumSpeed> is of type "unsignedShort", indicates the minimum speed that is considered in the evaluation of a rule for a specific area that would trigger affiliation and corresponds to the "MinimumSpeed" element of clause 10.2.55B39 in 3GPP TS 24.483 [4]; and
 - B) <MaximumSpeed> is of type "unsignedShort", indicates the maximum speed that is considered in the evaluation of a rule for a specific area that would trigger affiliation and corresponds to the "MaximumSpeed" element of clause 10.2.55B40 in 3GPP TS 24.483 [4]; and
 - iv) a <Heading> element specifying the horizontal speed of the device as specified in clause 8 in 3GPP TS 23.032 [31] that has the following sub-elements:
 - A) <MinimumHeading> is of type "unsignedShort", indicates the minimum heading that is considered in the evaluation of a rule for a specific area that would trigger affiliation and corresponds to the "MinimumHeading" element of clause 10.2.55B42 in 3GPP TS 24.483 [4]; and

B) <MaximumHeading> is of type "unsignedShort", indicates the maximum heading that is considered in the evaluation of a rule for a specific area that would trigger affiliation and corresponds to the "MaximumHeading" element of clause 10.2.55B43 in 3GPP TS 24.483 [4]; and

- <ListOfActiveFunctionalAliasCriteria> containing one or more <entry> elements containing the <FunctionalAlias> element containing a functional alias whose activation or deactivation triggers evaluation of the rules and corresponds to the "FunctionalAlias" element of clause 10.2.55B47 in 3GPP TS 24.483 [4].

The <manual-deaffiliation-not-allowed-if-affiliation-rules-are-met> element within the <MCDDataGroupList> element of the <OnNetwork> element is of type "Boolean" and corresponds to the "ManualDeaffiliationNotAllowedIfAffiliationRulesAreMet" element of clause 10.2.55B48 in 3GPP TS 24.483 [4]. When set to "true" the MCDData user is not allowed to deaffiliate from the group if the rules for affiliation are met.

The <anyExt> can be included with the following elements:

- a) an <MCDDataContentServerURI> element:
 - i) set to the value of the absolute URI associated with media storage function of the MCDData content server, and corresponds to the "MCDDataContentServerURI" element of clause 10.2.97A in 3GPP TS 24.483 [4]; and
- b) a <MessageStoreHostname> element:
 - i) set to the value of the hostname identifying the message store function, and corresponds to the "MessageStoreHostname" element of clause 10.2.97E in 3GPP TS 24.483 [4].

The <user-max-simultaneous-authorizations> element of the <anyExt> element contained in the <OnNetwork> element is of type "positiveInteger" and indicates the maximum allowed number of simultaneous service authorizations for the MCDData user.

The <PartnerMCDDataSystemId> element within the <MigratablePartnerMCDDataSystemInfo> element of the <anyExt> element of the <OnNetwork> element is of type "anyURI" and indicates the identity of a partner MCDData system to which the MCDData UE can migrate and does not appear in the MCDData user profile configuration managed object specified in 3GPP TS 24.483 [4].

The <MigratablePartnerMCDDataSystemInfo> element of the <anyExt> element of the <OnNetwork> element contains an <mcptt-UE-initial-configuration> document specified in clause 7.2.

The <allow-create-delete-user-alias> element is of type Boolean, as specified in table 10.3.2.7-1, and corresponds to the "AuthorisedAlias" element of clause 10.2.14 in 3GPP TS 24.483 [4].

Table 10.3.2.7-1: Values of <allow-create-delete-user-alias>

"true"	indicates that the MCDData user is locally authorised to create or delete aliases of an MCDData user and its associated user profiles.
"false"	indicates that the MCDData user is not locally authorised to create or delete aliases of an MCDData user and its associated user profiles.

The <allow-create-group-broadcast-group> element is of type Boolean, as specified in table 10.3.2.7-2, and corresponds to the "Authorised" element of clause 10.2.33 in 3GPP TS 24.483 [4].

Table 10.3.2.7-2: Values of <allow-create-group-broadcast-group>

"true"	indicates that the MCDData user is locally authorised to send a request to create a group-broadcast group according to the procedures of 3GPP TS 24.481 [5].
"false"	Indicates that the MCDData user is not locally authorised to send a request to create a group-broadcast group according to the procedures of 3GPP TS 24.481 [5].

The <allow-create-user-broadcast-group> element is of type Boolean, as specified in table 10.3.2.7-3, and corresponds to the "Authorised" element of clause 10.2.35 in 3GPP TS 24.483 [4].

Table 10.3.2.7-3: Values of <allow-create-user-broadcast-group>

"true"	indicates that the MCDData user is locally authorised to send a request to create a user-broadcast group according to the procedures of 3GPP TS 24.481 [5].
"false"	Indicates that the MCDData user is not locally authorised to send a request to create a user-broadcast group according to the procedures of 3GPP TS 24.481 [5].

The <allow-transmit-data> element is of type Boolean, as specified in table 10.3.2.7-4, and corresponds to the "AuthorisedTransmit" element of clause 10.2.24 in 3GPP TS 24.483 [4].

Table 10.3.2.7-4: Values of <allow-transmit-data>

"true"	indicates that the MCDData user is permitted to transmit data.
"false"	indicates that the MCDData user is not permitted to transmit data.

The <allow-request-affiliated-groups> element is of type Boolean, as specified in table 10.3.2.7-5, and does not appear in the user profile configuration managed object specified in 3GPP TS 24.483 [4].

Table 10.3.2.7-5: Values of <allow-request-affiliated-groups>

"true"	Instructs the MCDData server performing the originating participating MCDData function for the MCDData user, that the MCDData user is authorised to request the list of MCDData groups to which a specified MCDData user is affiliated.
"false"	Instructs the MCDData server performing the originating participating MCDData function for the MCDData user, that the MCDData user is not authorised to request the list of MCDData groups to which the a specified MCDData user is affiliated.

The <allow-request-to-affiliate-other-users> element is of type Boolean, as specified in table 10.3.2.7-6, and does not appear in the MCDData user profile configuration managed object specified in 3GPP TS 24.483 [4].

Table 10.3.2.7-6: Values of <allow-request-to-affiliate-other-users>

"true"	Instructs the MCDData server performing the originating participating MCDData function for the MCDData user, that the MCDData user is authorised to request specified MCDData user(s) to be affiliated to/deaffiliated from specified MCDData group(s).
"false"	instructs the MCDData server performing the originating participating MCDData function for the MCDData user, that the MCDData user is not authorised to request specified MCDData user(s) to be affiliated to/deaffiliated from specified MCDData group(s).

The <allow-recommend-to-affiliate-other-users> element is of type Boolean, as specified in table 10.3.2.7-7, and does not appear in the MCDData user profile configuration managed object specified in 3GPP TS 24.483 [4].

Table 10.3.2.7-7: Values of <allow-recommend-to-affiliate-other-users>

"true"	Instructs the MCDData server performing the originating participating MCDData function for the MCDData user, that the MCDData user is authorised to recommend to specified MCDData user(s) to affiliate to specified MCDData group(s).
"false"	instructs the MCDData server performing the originating participating MCDData function for the MCDData user, that the MCDData user is not authorised to recommend to specified MCDData user(s) to affiliate to specified MCDData group(s).

The <allow-regroup> element is of type Boolean, as specified in table 10.3.2.7-8, and corresponds to the "AllowedRegroup" element of clause 10.2.94 in 3GPP TS 24.483 [4].

Table 10.3.2.7-8: Values of <allow-regroup>

"true"	instructs the MCDData server performing the originating participating MCDData function for the MCDData user, that the MCDData user is locally authorised to send a dynamic regrouping request according to the procedures defined in 3GPP TS 24.481 [5].
"false"	instructs the MCDData server performing the participating MCDData function for the MCDData user, that the MCDData user is not locally authorised to send a dynamic regrouping request according to the procedures defined in 3GPP TS 24.481 [5].

The <allow-presence-status> element is of type Boolean, as specified in table 10.3.2.7-9, and corresponds to the "AllowedPresenceStatus" element of clause 10.2.95 in 3GPP TS 24.483 [4].

Table 10.3.2.7-9: Values of <allow-presence-status>

"true"	indicates to the MCDData user that their presence on the network is available.
"false"	indicates to the MCDData user that their presence on the network is not available

The <allow-request-presence> element is of type Boolean, as specified in table 10.3.2.7-10, and corresponds to the "AllowedPresence" element of clause 10.2.96 in 3GPP TS 24.483 [4].

Table 10.3.2.7-10: Values of <allow-request-presence>

"true"	indicates that the MCDData user is locally authorised to request whether a particular MCDData User is present on the network.
"false"	indicates that the MCDData user is not locally authorised to request whether a particular MCDData User is present on the network.

The <allow-activate-emergency-alert> element is of type Boolean, as specified in table 10.3.2.7-11, and corresponds to the "AllowedActivateAlert" element of clause 10.2.41 in 3GPP TS 24.483 [4].

Table 10.3.2.7-11: Values of <allow-activate-emergency-alert>

"true"	instructs the MCDData server performing the originating participating MCDData function for the MCDData user, that the MCDData user is authorised to activate an emergency alert using the procedures defined in 3GPP TS 24.282 [25].
"false"	instructs the MCDData server performing the originating participating MCDData function for the MCDData user, that the MCDData user is not authorised to activate an emergency alert using the procedures defined in 3GPP TS 24.282 [25].

The <allow-cancel-emergency-alert> element is of type Boolean, as specified in table 10.3.2.7-12, and corresponds to the "AllowedCancelAlert" element of clause 10.2.42 in 3GPP TS 24.483 [4].

Table 10.3.2.7-12: Values of <allow-cancel-emergency-alert>

"true"	instructs the MCDData server performing the originating participating MCDData function for the MCDData user, that the MCDData user is authorised to cancel an emergency alert using the procedures defined in 3GPP TS 24.282 [25].
"false"	instructs the MCDData server performing the originating participating MCDData function for the MCDData user, that the MCDData user is not authorised to cancel an emergency alert using the procedures defined in 3GPP TS 24.282 [25].

The <allow-cancel-emergency-alert-any-user> element is of type Boolean, as specified in table 10.3.2.7-13, and does not appear in the MCDData user profile configuration managed object specified in 3GPP TS 24.483 [4].

Table 10.3.2.7-13: Values of <allow-cancel-emergency-alert-any-user>

"true"	instructs the MCDData server performing the originating participating MCDData function for the MCDData user, that the MCDData user is authorised to cancel any on-network emergency alert on any MCDData UE of any user, using the procedures defined in 3GPP TS 24.282 [25].
"false"	instructs the MCDData server performing the originating participating MCDData function for the MCDData user, that the MCDData user is not authorised to cancel any on-network emergency alert on any MCDData UE of any user, using the procedures defined in 3GPP TS 24.282 [25].

The <allow-enable-disable-user> element is of type Boolean, as specified in table 10.3.2.7-14, and does not appear in the MCDData user profile configuration managed object specified in 3GPP TS 24.483 [4].

Table 10.3.2.7-14: Values of <allow-enable-disable-user>

"true"	indicates that the MCDData user is locally authorised to enable/disable other MCDData users from receiving MCDData service.
"false"	indicates that the MCDData user is not locally authorised to enable/disable other MCDData users from receiving MCDData service.

The <allow-enable-disable-UE> element is of type Boolean, as specified in table 10.3.2.7-15, and does not appear in the MCDData user profile configuration managed object specified in 3GPP TS 24.483 [4].

Table 10.3.2.7-15: Values of <allow-enable-disable-UE>

"true"	indicates that the MCDData user is locally authorised to enable/disable other MCDData UEs from receiving MCDData service.
"false"	indicates that the MCDData user is not locally authorised to enable/disable other MCDData UEs from receiving MCDData service.

The <allow-off-network-manual-switch> element is of type Boolean, as specified in table 10.3.2.7-16, and corresponds to the "AllowedManualSwitch" element of clause 10.2.97 in 3GPP TS 24.483 [4].

Table 10.3.2.7-16: Values of <allow-off-network-manual-switch>

"true"	instructs the MCDData server performing the originating participating MCDData function for the MCDData user, that the MCDData user is authorised for manual switch to off-network operation while in on-network, using the procedures defined in 3GPP TS 24.282 [25].
"false"	instructs the MCDData server performing the originating participating MCDData function for the MCDData user, that the MCDData user is not authorised for manual switch to off-network operation while in on-network, using the procedures defined in 3GPP TS 24.282 [25].

The <allow-off-network> element is of type Boolean, as specified in table 10.3.2.7-17, and corresponds to the "Authorised" element of clause 10.2.99 in 3GPP TS 24.483 [4].

Table 10.3.2.7-17: Values of <allow-off-network>

"true"	Indicates that the MCDData user is authorised for off-network operation using the procedures defined in 3GPP TS 24.282 [25].
"false"	Indicates that the MCDData user is not authorised for off-network operation using the procedures defined in 3GPP TS 24.282 [25].

The <allow-query-functional-alias-other-user> element is of type Boolean, as specified in table 10.3.2.7-18, and corresponds to the "AllowedQueryFunctionalAliasOtherUser" element of clause 10.2.97C in 3GPP TS 24.483 [4].

Table 10.3.2.7-18: Values of <allow-query-functional-alias-other-user>

"true"	instructs the MCDData server performing the participating MCDData function for the MCDData user, that the MCDData user is authorised to query the functional alias(es) activated by another MCDData user using the procedures defined in 3GPP TS 24.282 [25].
"false"	instructs the MCDData server performing the participating MCDData function for the MCDData user, that the MCDData user is not authorised to query the functional alias(es) activated by another MCDData user using the procedures defined in 3GPP TS 24.282 [25].

The <allow-takeover-functional-alias-other-user> element is of type Boolean, as specified in table 10.3.2.7-19, and corresponds to the "AllowedTakeoverFunctionalAliasOtherUser" element of clause 10.2.97D in 3GPP TS 24.483 [4].

Table 10.3.2.7-19: Values of <allow-takeover-functional-alias-other-user>

"true"	instructs the MCDData server performing the participating MCDData function for the MCDData user, that the MCDData user is authorised to take over the functional alias(es) previously activated by another MCDData user using the procedures defined in 3GPP TS 24.282 [25].
"false"	instructs the MCDData server performing the participating MCDData function for the MCDData user, that the MCDData user is not authorised to take over the functional alias(es) previously activated by another MCDData user using the procedures defined in 3GPP TS 24.282 [25].

The <allow-one-to-one-communication-from-any-user> element is of type Boolean, as specified in table 10.3.2.7-20, and corresponds to the "AuthorisedIncomingAny" element of clause 10.2.97B in 3GPP TS 24.483 [4].

Table 10.3.2.7-20: Values of <allow-one-to-one-communication-from-any-user>

"true"	instructs the MCDData server performing the terminating participating MCDData function for the MCDData user, that the MCDData user is authorised to receive one-to-one communication from any MCDData user. The <IncomingOne-to-OneCommunicationList> element, if present, shall be ignored.
"false"	instructs the MCDData server performing the terminating participating MCDData function for the MCDData user, that the MCDData user is not authorised to receive one-to-one communication from any MCDData user. The recipient is constrained to communications initiated by MCDData users identified within the elements of the <IncomingOne-to-OneCommunicationList> element, based on the procedures defined in 3GPP TS 24.282 [25]. This shall be the default value taken in the absence of the element.

The <allow-functional-alias-binding-with-group> element is of type Boolean, as specified in table 10.3.2.7-21, and corresponds to the "AllowedFunctionalAliasGroupBinding" element of clause 10.2.97H in 3GPP TS 24.483 [4].

Table 10.3.2.7-21: Values of <allow-functional-alias-binding-with-group>

"true"	instructs the originating participating MCDData function, serving the MCDData user, that the MCDData user is authorised to request the binding of a particular functional alias with a group or list of groups using the procedures defined in 3GPP TS 24.282 [25].
"false"	instructs the originating participating MCDData function, serving the MCDData user, that the MCDData user is not authorised to request the binding of a particular functional alias with a group or list of groups and reject such requests using the procedures defined in 3GPP TS 24.282 [25].

The <allow-store-comms-in-msgstore> element is of type Boolean, as specified in table 10.3.2.7-22, and corresponds to the "AllowStoreCommsInMsgstore" element of clause 10.2.97I in 3GPP TS 24.483 [4]. The <allow-store-comms-in-msgstore> element is the top level control parameter which decides if a user's communications will be stored in the message store or not.

Table 10.3.2.7-22: Values of <allow-store-comms-in-msgstore>

"true"	indicates that the MCDData user is authorised to store, or the participating MCDData function to store, the MCDData user communications in the message store using the procedures defined in 3GPP TS 24.282 [25].
"false"	indicates that the MCDData user is not authorised to store, or the participating MCDData function to store, the MCDData user communications in the message store using the procedures defined in 3GPP TS 24.282 [25].

The <allow-store-private-comms-in-msgstore> element is of type Boolean, as specified in table 10.3.2.7-23, and corresponds to the "AllowStorePrivateCommsInMsgstore" element of clause 10.2.97J in 3GPP TS 24.483 [4]. The <allow-store-private-comms-in-msgstore> element is the second level control parameter which decides if a user is authorized to request for storing the private communications in the message store or not.

Table 10.3.2.7-23: Values of <allow-store-private-comms-in-msgstore>

"true"	indicates that the MCDData user is authorised to store, or request the participating MCDData function to store, the MCDData user private communications into message store using the procedures defined in 3GPP TS 24.282 [25].
"false"	indicates that the MCDData user is not authorised to store, or request the participating MCDData function to store, the MCDData user private communications into message store using the procedures defined in 3GPP TS 24.282 [25].

The <allow-emergency-private-call> element is of type Boolean, as specified in table 10.3.2.7-24, and corresponds to the "AllowedEmergencyPrivateCall" element of clause 10.2.42A in 3GPP TS 24.483 [4].

Table 10.3.2.7-24: Values of <allow-emergency-private-call>

"true"	indicates that the MCDData user is authorised to initiate an emergency one-to-one communication or upgrade a normal priority one-to-one communication using the procedures defined in 3GPP TS 24.282 [25].
"false"	indicates that the MCDData user is not authorised to initiate an emergency one-to-one communication or upgrade a normal priority one-to-one communication using the procedures defined in 3GPP TS 24.282 [25].

The <allow-cancel-private-emergency-call> element is of type Boolean, as specified in table 10.3.2.7-25, and corresponds to the "AllowedCancelEmergencyPrivateCall" element of clause 10.2.42B in 3GPP TS 24.483 [4].

Table 10.3.2.7-25: Values of <allow-cancel-private-emergency-call>

"true"	indicates that the MCDData user is authorised to downgrade an emergency one-to-one communication to a normal priority one-to-one communication, using the procedures defined in 3GPP TS 24.282 [25].
"false"	indicates that the MCDData user is not authorised to downgrade an emergency one-to-one communication to a normal priority one-to-one communication, using the procedures defined in 3GPP TS 24.282 [25].

The <allow-activate-adhoc-group-emergency-alert> element is of type Boolean, as specified in table 10.3.2.7-26, and corresponds to the "Authorised" element of clause 10.2.97K2 in 3GPP TS 24.483 [4].

Table 10.3.2.7-26: Values of <allow-activate-adhoc-group-emergency-alert>

"true"	instructs the MCDData server performing the originating participating MCDData function for the MCDData user, that the MCDData user is authorised to activate an adhoc group emergency alert using the procedures defined in 3GPP TS 24.281 [25].
"false"	instructs the MCDData server performing the originating participating MCDData function for the MCDData user, that the MCDData user is not authorised to activate an adhoc group emergency alert using the procedures defined in 3GPP TS 24.282 [25].

The <allow-cancel-adhoc-group-emergency-alert> element is of type Boolean, as specified in table 10.3.2.7-27, and corresponds to the "Cancel" element of clause 10.2.97K3 in 3GPP TS 24.483 [4].

Table 10.3.2.7-27: Values of <allow-cancel-adhoc-group-emergency-alert>

"true"	instructs the MCDData server performing the originating participating MCDData function for the MCDData user, that the MCDData user is authorised to cancel an adhoc group emergency alert using the procedures defined in 3GPP TS 24.282 [25].
"false"	instructs the MCDData server performing the originating participating MCDData function for the MCDData user, that the MCDData user is not authorised to cancel an adhoc group emergency alert using the procedures defined in 3GPP TS 24.282 [25].

The <allow-to-recv-adhoc-group-emergency-alert-participants-info> element is of type Boolean, as specified in table 10.3.2.7-28, and corresponds to the "AuthRecvParticipantInfo" element of clause 10.2.97K4 in 3GPP TS 24.483 [4].

Table 10.3.2.7-28: Values of <allow-to-recv-adhoc-group-emergency-alert-participants-info>

"true"	instructs the MCDData server performing the terminating participating MCDData function for the MCDData user, that the MCDData user is authorised to receive adhoc group emergency alert participants information using the procedures defined in 3GPP TS 24.282 [25].
"false"	instructs the MCDData server performing the terminating participating MCDData function for the MCDData user, that the MCDData user is not authorised to receive a adhoc group emergency alert participants information using the procedures defined in 3GPP TS 24.282 [25].

The <allow-to-setup-data-comn-using-emergency-alert-adhoc-group> element is of type Boolean, as specified in table 10.3.2.7-29, and corresponds to the "AuthSetupAdhocGroupComn" element of clause 10.2.97K5 in 3GPP TS 24.483 [4].

Table 10.3.2.7-29: Values of <allow-to-setup-data-comn-using-emergency-alert-adhoc-group>

"true"	instructs the MCDData server performing the originating participating MCDData function for the MCDData user, that the MCDData user is authorised to set up an adhoc group data communication using the adhoc group used for the adhoc group emergency alert using the procedures defined in 3GPP TS 24.282 [25].
"false"	instructs the MCDData server performing the originating participating MCDData function for the MCDData user, that the MCDData user is not authorised to set up an adhoc group data communication using the adhoc group used for the adhoc group emergency alert using the procedures defined in 3GPP TS 24.282 [25].

The <allow-adhoc-group-data-comn> element is of type Boolean, as specified in table 10.3.2.7-30, and corresponds to the "Authorised" element of clause 10.2.97K7 in 3GPP TS 24.483 [4].

Table 10.3.2.7-30: Values of <allow-adhoc-group-data-comn>

"true"	instructs the MCDData server performing the originating participating MCDData function for the MCDData user, that the MCDData user is authorised to request an adhoc group data communication using the procedures defined in 3GPP TS 24.282 [25].
"false"	instructs the MCDData server performing the originating participating MCDData function for the MCDData user, that the MCDData user is not authorised to request an adhoc group data communication using the procedures defined in 3GPP TS 24.282 [25].

The <allow-adhoc-group-data-comn-participation> element is of type Boolean, as specified in table 10.3.2.7-31, and corresponds to the "AuthorisedParticipation" element of clause 10.2.97K8 in 3GPP TS 24.483 [4].

Table 10.3.2.7-31: Values of <allow-adhoc-group-data-comn-participation>

"true"	instructs the MCDData server performing the terminating participating MCDData function for the MCDData user, that the MCDData user is authorised to participate in adhoc group data communications that they are invited to using the procedures defined in 3GPP TS 24.282 [25].
"false"	instructs the MCDData server performing the terminating participating MCDData function for the MCDData user, that the MCDData user is not authorised to participate in adhoc group data communications that they are invited to using the procedures defined in 3GPP TS 24.282 [25].

The <allow-emergency-adhoc-group-data-comn> element is of type Boolean, as specified in table 10.3.2.7-32, and corresponds to the "AuthInitEmergencyComn" element of clause 10.2.97K9 in 3GPP TS 24.483 [4].

Table 10.3.2.7-32: Values of <allow-emergency-adhoc-group-data-comn>

"true"	instructs the MCDData server performing the participating MCDData function for the MCDData user, that the MCDData user is authorised to request an adhoc group emergency data communication using the procedures defined in 3GPP TS 24.282 [25].
"false"	instructs the MCDData server performing the originating participating MCDData function for the MCDData user, that the MCDData user is not authorised to request an adhoc group emergency data communication using the procedures defined in 3GPP TS 24.282 [25].

The <allow-imminent-peril-adhoc-group-data-comn> element is of type Boolean, as specified in table 10.3.2.7-33, and corresponds to the "AuthInitImminentPerilComn" element of clause 10.2.97K10 in 3GPP TS 24.483 [4].

Table 10.3.2.7-33: Values of <allow-imminent-peril-adhoc-group-data-comn>

"true"	instructs the MCDData server performing the originating participating MCDData function for the MCDData user, that the MCDData user is authorised to request an adhoc group imminent-peril data communication using the procedures defined in 3GPP TS 24.282 [25].
"false"	instructs the MCDData server performing the originating participating MCDData function for the MCDData user, that the MCDData user is not authorised to request an adhoc group imminent-peril data communication using the procedures defined in 3GPP TS 24.282 [25].

The <allow-to-recv-adhoc-group-data-comn-participants-info> element is of type Boolean, as specified in table 10.3.2.7-34, and corresponds to the "AuthRecvComnParticipantInfo" element of clause 10.2.97K11 in 3GPP TS 24.483 [4].

Table 10.3.2.7-34: Values of <allow-to-recv-adhoc-group-data-comn-participants-info>

"true"	instructs the MCDData server performing the terminating participating MCDData function for the MCDData user, that the MCDData user is authorised to receive adhoc group data communication participants information using the procedures defined in 3GPP TS 24.282 [25].
"false"	instructs the MCDData server performing the terminating participating MCDData function for the MCDData user, that the MCDData user is not authorised to receive a adhoc group data communication participants information using the procedures defined in 3GPP TS 24.282 [25].

The <allow-to-modify-adhoc-group-data-comn-participants-info> element is of type Boolean, as specified in table 10.3.2.7-35, and corresponds to the "AuthModifyComnParticipantInfo" element of clause 10.2.97K12 in 3GPP TS 24.483 [3].

Table 10.3.2.7-35: Values of <allow-to-modify-adhoc-group-data-comn-participants-info>

"true"	instructs the MCDData server performing the controlling MCDData function for the MCDData user, that the MCDData user is authorised to modify adhoc group data communication participants information using the procedures defined in 3GPP TS 24.282 [25].
"false"	instructs the MCDData server performing the controlling MCDData function for the MCDData user, that the MCDData user is not authorised to modify adhoc group data communication participants information using the procedures defined in 3GPP TS 24.282 [25].

10.3.2.8 Naming Conventions

The name of user profile configuration document shall be in the format of a static "mcdData-user-profile" string concatenated with the value of <user-profile-index> attribute and including ".xml" filetype. For instance "mcdData-user-profile-9.xml" is the user profile document name for a MCDData user profile with the index value of 9.

10.3.2.9 Global documents

The present document requires no global documents.

10.3.2.10 Resource interdependencies

This Application Usage is interdependent on user profile data in the MCDData Database and the MCDData Management Object.

10.3.2.11 Access Permissions Policies

The authorization and access policies for a user profile configuration document shall conform to those described in OMA OMA-TS-XDM_Core-V2_1-20120403-A [2] clause 5.1.5 "Authorization" and clause 5.6.7 "Access Permissions Document" with the following exceptions:

- 1) The Principal (i.e., the user) of the user profile configuration document shall have permission to create, modify, or delete <alias-entry> child elements of the <UserAlias> elements, if the rule of the Access Permissions document associated with the user profile configuration document contains the action element <allow-any-operation-own-data>, as specified in OMA OMA-TS-XDM_Core-V2_1-20120403-A [2] clause 5.6.7 "Access Permissions Document".

10.3.2.12 Subscription to Changes

The User Access Policy Application Usage shall support subscription to changes as specified in clause 6.3.13.3.

MCDData user profile configuration documents are kept as XDM collections. Therefore, it is possible to subscribe to all MCDData user profile configuration documents of a MCDData user according to XCAP URI construction convention of a trailing '/', as specified in IETF RFC 5875 [11].

10.4 MCDData service configuration document

10.4.1 General

The MCDData service configuration document is specified in this clause. The MCDData service configuration document content is based on requirements of Annex A.5 of 3GPP TS 23.282 [24], and structure and procedures of OMA OMA-TS-XDM_Core-V2_1-20120403-A [2]. The usage of an MCDData service configuration in the MCDData service is described in 3GPP TS 24.282[25] and 3GPP TS 24.582 [26]. The schema definition is provided in clause 10.4.2.3. Each mission critical organization is configured with an MCDData service configuration document.

10.4.2 Coding

10.4.2.1 Structure

The MCDData service configuration document structure is specified in this clause.

The <service configuration> document:

- 1) shall include a "domain" attribute;
- 2) may include a <common> element;
- 3) may include an <on-network> element;
- 4) may include an <off-network> element; and
- 5) may include any other attribute for the purposes of extensibility.

The <common> element:

- 1) may include a <tx-and-rx-control> element containing:
 - a) a <time-temp-data-waiting> element.

The <on-network> element:

- 1) may include a <tx-and-rx-control> element containing:
 - a) a <max-data-size-sds-bytes> element;
 - b) a <max-payload-size-sds-cplane-bytes> element;
 - c) a <max-data-size-fd-bytes> element;
 - d) a <max-data-size-auto-recv-bytes> element;
 - e) a <default-file-availability> element; and
 - f) a <max-file-availability> element.
- 2) may contain a <signalling-protection> element containing:
 - a) a <confidentiality-protection> element; and
 - b) an <integrity-protection> element;
- 3) may contain a <protection-between-mcdata-servers> element containing:
 - a) an <allow-signalling-protection> element;

Editor's Note: Mechanisms for signaling protection and media protection are yet to be agreed by SA3. It is expected that configuration for security protection will need to be added. P2P signalling protection would cover signalling content in XML (e.g. group-id) and MCDATA signalling content. Media protection is E2E between clients.

- 4) may contain an <anyExt> element containing:
 - a) one <emergency-resource-priority> element containing:
 - i) one <resource-priority-namespace> string element containing a namespace defined in IETF RFC 8101 [20]; and
 - ii) one <resource-priority-priority> string element element containing a priority level in the range specified in IETF RFC 8101 [20];
 - b) one <imminent-peril-resource-priority> element containing:
 - i) one <resource-priority-namespace> string element containing a namespace defined in IETF RFC 8101 [20]; and
 - ii) one <resource-priority-priority> string element element containing a priority level in the range specified in IETF RFC 8101 [20];
 - c) one <normal-resource-priority> element containing:
 - i) one <resource-priority-namespace> string element containing a namespace defined in IETF RFC 8101 [20]; and
 - ii) one <resource-priority-priority> string element element containing a priority level in the range specified in IETF RFC 8101 [20];
 - d) a <max-simultaneous-authorizations> element;
 - e) a <functional-alias-list> element containing one or more <functional-alias-entry> elements each containing:
 - i) a <functional-alias> element;
 - ii) a <max-simultaneous-activations> element;
 - iii) an <allow-takeover> element;
 - iv) an <mcdata-user-list> element; and
 - v) a <functional-alias-priority> element;

- f) a <notificationserver-hostname-list> element containing:
 - i) one or more <ns-entry> element; and
- g) may contain a <adhoc-group-data-comn> element containing:
 - i) an <allow-adhoc-group-data-comn-support> element;
 - ii) a <max-no-participants> element;
 - iii) a <hang-time> element; and
 - iv) a <max-duration-of-data-comn> element.

The <off-network> element:

- 1) may contain a <default-prose-per-packet-priority> element containing:
 - a) an <mcddata-one-to-one-call-signalling> element;
 - b) an <mcddata-one-to-one-call-media> element; and
- 2) may contain a <default-pqi> element containing:
 - a) an <mcddata-one-to-one-call-signalling> element; and
 - b) an <mcddata-one-to-one-call-media> element.

10.4.2.2 Application Unique ID

The AUID shall be set to "org.3gpp.mcddata.service-config".

10.4.2.3 XML Schema

```
<?xml version="1.0" encoding="UTF-8"?>
<xs:schema attributeFormDefault="unqualified" elementFormDefault="qualified"
xmlns:xs="http://www.w3.org/2001/XMLSchema"
targetNamespace="urn:3gpp:ns:mcddataServiceConfig:1.0"
xmlns:mcdatasc="urn:3gpp:ns:mcddataServiceConfig:1.0">
<xs:import namespace="http://www.w3.org/XML/1998/namespace"
schemaLocation="http://www.w3.org/2001/xml.xsd"/>

<!-- the root element -->
<xs:element name="service-configuration-info" type="mcdatasc:service-configuration-info-Type"/>

<!-- the root type -->
<!-- this is refined with one or more sub-types -->
<xs:complexType name="service-configuration-info-Type">
  <xs:sequence>
    <xs:element name="service-configuration-params" type="mcdatasc:service-configuration-params-
Type" minOccurs="0"/>
    <xs:element name="anyExt" type="mcdatasc:anyExtType" minOccurs="0"/>
    <xs:any namespace="##other" processContents="lax" minOccurs="0" maxOccurs="unbounded"/>
  </xs:sequence>
  <xs:anyAttribute namespace="##any" processContents="lax"/>
</xs:complexType>

<!-- definition of the service-configuration-params-Type subtype-->
<xs:complexType name="service-configuration-params-Type">
  <xs:sequence>
    <xs:element name="common" type="mcdatasc:commonType" minOccurs="0" maxOccurs="unbounded"/>
    <xs:element name="on-network" type="mcdatasc:on-networkType" minOccurs="0"
maxOccurs="unbounded"/>
    <xs:element name="off-network" type="mcdatasc:off-networkType" minOccurs="0"
maxOccurs="unbounded"/>
    <xs:element name="anyExt" type="mcdatasc:anyExtType" minOccurs="0"/>
    <xs:any namespace="##other" processContents="lax" minOccurs="0" maxOccurs="unbounded"/>
  </xs:sequence>
  <xs:attribute name="domain" type="xs:anyURI" use="required"/>
  <xs:anyAttribute namespace="##any" processContents="lax"/>
</xs:complexType>
```

```
<xs:complexType name="commonType">
  <xs:sequence>
    <xs:element name="tx-and-rx-control" type="mcdatasc:common-tx-and-rx-controlType"
minOccurs="0"/>
    <xs:element name="anyExt" type="mcdatasc:anyExtType" minOccurs="0"/>
    <xs:any namespace="##other" processContents="lax" minOccurs="0" maxOccurs="unbounded"/>
  </xs:sequence>
  <xs:anyAttribute namespace="##any" processContents="lax"/>
</xs:complexType>

<xs:complexType name="on-networkType">
  <xs:sequence>
    <xs:element name="tx-and-rx-control" type="mcdatasc:on-network-tx-and-rx-controlType"
minOccurs="0"/>
    <xs:element name="signalling-protection" type="mcdatasc:signalling-protectionType"
minOccurs="0"/>
    <xs:element name="protection-between-mcdata-servers" type="mcdatasc:server-protectionType"
minOccurs="0"/>
    <xs:element name="file-availability" type="mcdatasc:on-network-file-availabilityType"/>
    <xs:element name="anyExt" type="mcdatasc:anyExtType" minOccurs="0"/>
    <xs:any namespace="##other" processContents="lax" minOccurs="0" maxOccurs="unbounded"/>
  </xs:sequence>
  <xs:anyAttribute namespace="##any" processContents="lax"/>
</xs:complexType>

<xs:element name="emergency-resource-priority" type="mcdatasc:resource-priorityType"/>
<xs:element name="imminent-peril-resource-priority" type="mcdatasc:resource-priorityType"/>
<xs:element name="normal-resource-priority" type="mcdatasc:resource-priorityType"/>

<xs:complexType name="off-networkType">
  <xs:sequence>
    <xs:element name="default-prose-per-packet-priority" type="mcdatasc:default-prose-per-packet-
priorityType" minOccurs="0"/>
    <xs:element name="default-pqi" type="mcdatasc:default-pqiType" minOccurs="0"/>
    <xs:element name="anyExt" type="mcdatasc:anyExtType" minOccurs="0"/>
    <xs:any namespace="##other" processContents="lax" minOccurs="0" maxOccurs="unbounded"/>
  </xs:sequence>
  <xs:anyAttribute namespace="##any" processContents="lax"/>
</xs:complexType>

<xs:complexType name="default-prose-per-packet-priorityType">
  <xs:sequence>
    <xs:element name="mcdata-one-to-one-call-signalling" type="xs:unsignedShort" minOccurs="0"/>
    <xs:element name="mcdata-one-to-one-call-media" type="xs:unsignedShort" minOccurs="0"/>
    <xs:element name="anyExt" type="mcdatasc:anyExtType" minOccurs="0"/>
    <xs:any namespace="##other" processContents="lax" minOccurs="0" maxOccurs="unbounded"/>
  </xs:sequence>
  <xs:anyAttribute namespace="##any" processContents="lax"/>
</xs:complexType>

<xs:complexType name="default-pqiType">
  <xs:sequence>
    <xs:element name="mcdata-one-to-one-call-signalling" type="xs:unsignedShort" minOccurs="0"/>
    <xs:element name="mcdata-one-to-one-call-media" type="xs:unsignedShort" minOccurs="0"/>
    <xs:element name="anyExt" type="mcdatasc:anyExtType" minOccurs="0"/>
    <xs:any namespace="##other" processContents="lax" minOccurs="0" maxOccurs="unbounded"/>
  </xs:sequence>
  <xs:anyAttribute namespace="##any" processContents="lax"/>
</xs:complexType>

<xs:complexType name="common-tx-and-rx-controlType">
  <xs:sequence>
    <xs:element name="time-temp-data-waiting" type="xs:duration" minOccurs="0"/>
    <xs:element name="time-periodic-announcement" type="xs:duration" minOccurs="0"/>
    <xs:element name="anyExt" type="mcdatasc:anyExtType" minOccurs="0"/>
    <xs:any namespace="##other" processContents="lax" minOccurs="0" maxOccurs="unbounded"/>
  </xs:sequence>
  <xs:anyAttribute namespace="##any" processContents="lax"/>
</xs:complexType>

<xs:complexType name="signalling-protectionType">
  <xs:sequence>
    <xs:element name="confidentiality-protection" type="xs:boolean" minOccurs="0" default="true"/>
    <xs:element name="integrity-protection" type="xs:boolean" minOccurs="0" default="true"/>
    <xs:element name="anyExt" type="mcdatasc:anyExtType" minOccurs="0"/>
    <xs:any namespace="##other" processContents="lax" minOccurs="0" maxOccurs="unbounded"/>
  </xs:sequence>
  <xs:anyAttribute namespace="##any" processContents="lax"/>
</xs:complexType>
```

```

</xs:complexType>

<xs:complexType name="server-protectionType">
  <xs:sequence>
    <xs:element name="allow-signalling-protection" type="xs:boolean" minOccurs="0"
default="true"/>
    <xs:element name="anyExt" type="mcdatasc:anyExtType" minOccurs="0"/>
    <xs:any namespace="##other" processContents="lax" minOccurs="0" maxOccurs="unbounded"/>
  </xs:sequence>
  <xs:anyAttribute namespace="##any" processContents="lax"/>
</xs:complexType>

<xs:complexType name="on-network-tx-and-rx-controlType">
  <xs:sequence>
    <xs:element name="max-data-size-sds-bytes" type="xs:unsignedInt" minOccurs="0"/>
    <xs:element name="max-payload-size-sds-cplane-bytes" type="xs:unsignedInt" minOccurs="0"/>
    <xs:element name="max-data-size-fd-bytes" type="xs:unsignedInt" minOccurs="0"/>
    <xs:element name="max-data-size-auto-recv-bytes" type="xs:unsignedInt" minOccurs="0"/>
    <xs:element name="anyExt" type="mcdatasc:anyExtType" minOccurs="0"/>
    <xs:any namespace="##other" processContents="lax" minOccurs="0" maxOccurs="unbounded"/>
  </xs:sequence>
  <xs:anyAttribute namespace="##any" processContents="lax"/>
</xs:complexType>

<xs:complexType name="on-network-file-availabilityType">
  <xs:sequence>
    <xs:element name="default-file-availability" type="xs:unsignedInt"/>
    <xs:element name="max-file-availability" type="xs:unsignedInt" minOccurs="0"/>
    <xs:element name="anyExt" type="mcdatasc:anyExtType" minOccurs="0"/>
    <xs:any namespace="##other" processContents="lax" minOccurs="0" maxOccurs="unbounded"/>
  </xs:sequence>
  <xs:anyAttribute namespace="##any" processContents="lax"/>
</xs:complexType>

<xs:complexType name="resource-priorityType">
  <xs:sequence>
    <xs:element name="resource-priority-namespace" type="xs:string"/>
    <xs:element name="resource-priority-priority" type="xs:string"/>
    <xs:element name="anyExt" type="mcdatasc:anyExtType" minOccurs="0"/>
    <xs:any namespace="##other" processContents="lax" minOccurs="0" maxOccurs="unbounded"/>
  </xs:sequence>
  <xs:anyAttribute namespace="##any" processContents="lax"/>
</xs:complexType>

<xs:element name="functional-alias-list" type="mcdatasc:functional-alias-listType"/>

<!-- definition of the functional-alias-listType subtype-->
<xs:complexType name="functional-alias-listType">
  <xs:sequence>
    <xs:element name="functional-alias-entry" type="mcdatasc:functional-alias-entryType"
minOccurs="0" maxOccurs="unbounded"/>
    <xs:element name="anyExt" type="mcdatasc:anyExtType" minOccurs="0"/>
    <xs:any namespace="##other" processContents="lax" minOccurs="0" maxOccurs="unbounded"/>
  </xs:sequence>
  <xs:anyAttribute namespace="##any" processContents="lax"/>
</xs:complexType>

<!-- definition of the functional-aliasType subtype-->
<xs:complexType name="functional-alias-entryType">
  <xs:sequence>
    <xs:element name="functional-alias" type="xs:anyURI"/>
    <xs:element name="max-simultaneous-activations" type="xs:positiveInteger"/>
    <xs:element name="allow-takeover" type="xs:boolean"/>
    <xs:element name="mcdatasc-user-list" type="mcdatasc:ListEntryType"/>
    <xs:element name="functional-alias-priority" type="xs:positiveInteger"/>

    <xs:element name="anyExt" type="mcdatasc:anyExtType" minOccurs="0"/>
    <xs:any namespace="##other" processContents="lax" minOccurs="0" maxOccurs="unbounded"/>
  </xs:sequence>
  <xs:anyAttribute namespace="##any" processContents="lax"/>
</xs:complexType>

<xs:element name="max-simultaneous-authorizations" type="xs:positiveInteger"/>
<xs:element name="notificationserver-hostname-list" type="mcdatasc:notificationserver-hostname-
listType"/>

<!-- definition of the notificationserver-hostname-listType subtype-->

```



```

<xs:complexType name="notificationserver-hostname-listType">
  <xs:choice minOccurs="0" maxOccurs="unbounded">
    <xs:element name="ns-entry" type="xs:anyURI" minOccurs="0" maxOccurs="unbounded"/>
    <xs:element name="anyExt" type="mcdatasc:anyExtType" minOccurs="0"/>
    <xs:any namespace="##other" processContents="lax" minOccurs="0" maxOccurs="unbounded"/>
  </xs:choice>
  <xs:anyAttribute namespace="##any" processContents="lax"/>
</xs:complexType>

<!-- child elements of anyExt element of on-network element to support adhoc group data
communications -->

<xs:element name="adhoc-group-data-comn" type="mcdatasc:adhoc-group-comnType"/>
<xs:complexType name="adhoc-group-comnType">
  <xs:sequence>
    <xs:element name="allow-adhoc-group-data-comn-support" type="xs:boolean"/>
    <xs:element name="max-no-participants" type="xs:positiveInteger"/>
    <xs:element name="hang-time" type="xs:duration" minOccurs="0"/>
    <xs:element name="max-duration-of-data-comn" type="xs:duration" minOccurs="0"/>
    <xs:element name="anyExt" type="mcdatasc:anyExtType" minOccurs="0"/>
    <xs:any namespace="##other" processContents="lax" minOccurs="0" maxOccurs="unbounded"/>
  </xs:sequence>
  <xs:anyAttribute namespace="##any" processContents="lax"/>
</xs:complexType>

<xs:complexType name="ListEntryType">
  <xs:choice minOccurs="0" maxOccurs="unbounded">
    <xs:element name="entry" type="mcdatasc:EntryType"/>
    <xs:element name="anyExt" type="mcdatasc:anyExtType" minOccurs="0"/>
    <xs:any namespace="##other" processContents="lax" minOccurs="0" maxOccurs="unbounded"/>
  </xs:choice>
  <xs:attribute ref="xml:lang"/>
  <xs:attributeGroup ref="mcdatasc:IndexType"/>
  <xs:anyAttribute namespace="##any" processContents="lax"/>
</xs:complexType>

<xs:complexType name="EntryType">
  <xs:sequence>
    <xs:element name="uri-entry" type="xs:anyURI"/>
    <xs:element name="display-name" type="mcdatasc:DisplayNameElementType" minOccurs="0"/>
    <xs:element name="anyExt" type="mcdatasc:anyExtType" minOccurs="0"/>
    <xs:any namespace="##other" processContents="lax" minOccurs="0" maxOccurs="unbounded"/>
  </xs:sequence>
  <xs:attributeGroup ref="mcdatasc:IndexType"/>
  <xs:anyAttribute namespace="##any" processContents="lax"/>
</xs:complexType>

<xs:attributeGroup name="IndexType">
  <xs:attribute name="index" type="xs:token"/>
</xs:attributeGroup>

<xs:complexType name="DisplayNameElementType">
  <xs:simpleContent>
    <xs:extension base="xs:string">
      <xs:attribute ref="xml:lang"/>
      <xs:anyAttribute namespace="##any" processContents="lax"/>
    </xs:extension>
  </xs:simpleContent>
</xs:complexType>

<xs:complexType name="anyExtType">
  <xs:sequence>
    <xs:any namespace="##any" processContents="lax" minOccurs="0" maxOccurs="unbounded"/>
  </xs:sequence>
</xs:complexType>

</xs:schema>

```

10.4.2.4 Default Document Namespace

The default document namespace used in evaluating URIs shall be "urn:3gpp:ns:mcdDataServiceConfig:1.0".

10.4.2.5 MIME type

The MIME type for the service configuration document shall be "vnd.3gpp.mcdata-service-config+xml".

10.4.2.6 Validation Constraints

If the AUID value of the document URI or node URI in the Request-URI is other than that specified in clause 10.4.2.2, then the configuration management server shall return an HTTP 409 (Conflict) response including the XCAP error element <constraint-failure>. If included, the "phrase" attribute should be set to "invalid application id used".

If the XUI value of the document URI or node URI in the Request-URI does not match the XUI of the service configuration document URI, the configuration management server shall return an HTTP 409 (Conflict) response including the XCAP error element <constraint-failure>. If included, the "phrase" attribute should be set to "invalid XUI".

The service configuration document shall conform to the XML Schema described in clause 10.4.2.3.

The <service-configuration-info> element is the root element of the XML document. The <service-configuration-info> element can contain sub-elements.

NOTE 1: The sub-elements of the <service-configuration-info> are validated by the <xs:any namespace="##any" processContents="lax" minOccurs="0" maxOccurs="unbounded"/> particle of the <mldata-info> element.

The <service-configuration-params> element is a subelement of the <service-configuration-info> element.

If the <service-configuration-info> element does not contain a <service-configuration-params> element, then the configuration management server shall return an HTTP 409 (Conflict) response including the XCAP error element <constraint-failure>. If included, the "phrase" attribute should be set to "mandatory element is missing".

If the <service-configuration-params> element does not include a <common> element, an <on-network> element or an <off-network> element, then the configuration management server shall return an HTTP 409 (Conflict) response including the XCAP error element <constraint-failure>. If included, the "phrase" attribute should be set to "mandatory element is missing".

The <service-configuration-params> element shall contain either:

- 1) one <common> element only;
- 2) one <common> element and one <on-network> element;
- 3) one <common> element and one <off-network> element;
- 4) one <on-network> element only;
- 5) one <off-network> element only;
- 6) one <on-network> element and one <off-network> element; or
- 7) one <common> element, one <on-network> element and one <off-network> element.

If the <service-configuration-params> element does not confirm to one of the seven choices above, then the configuration management server shall return an HTTP 409 (Conflict) response including the XCAP error element <constraint-failure>. If included, the "phrase" attribute should be set to "semantic error".

If the "domain" attribute does not contain a syntactically correct domain name, then the configuration management server shall return an HTTP 409 (Conflict) response including the XCAP error element <constraint-failure>. If included, the "phrase" attribute should be set to "syntactically incorrect domain name".

If the "domain" attribute contains an unknown domain name, then the configuration management server shall return an HTTP 409 (Conflict) response including the XCAP error element <constraint-failure>. If included, the "phrase" attribute should be set to "unknown domain name".

The following elements conform to the "xs: duration" XML type:

- 1) <time-temp-data-waiting>; and
- 2) <time-periodic-announcement>.

The elements of "xs: duration" type specified above shall be represented in seconds using the element value: "PT<h>H<m>M<n>S" where <n> represents a valid value in seconds using decimal notation.

If any of the elements of "xs: duration" type specified above contain values that do not conform to the "PT <n>S" structure then the configuration management server shall return an HTTP 409 (Conflict) response including the XCAP error element <constraint-failure>. If included, the "phrase" attribute should be set to "invalid format for duration".

If an invalid value is received for <n>, then the configuration management server shall return an HTTP 409 (Conflict) response including the XCAP error element <constraint-failure>. If included, the "phrase" attribute should be set to "invalid value for duration".

If the <max-data-size-sds-bytes> element is not included, then there is no size limit imposed on the size of the SDS message.

If the <max-payload-size-sds-cplane-bytes> element is not included, then there is no size limit imposed for the use of C-plane procedures for the SDS message.

If the <max-data-size-fd-bytes> element is not included, then there is no size limit imposed on the size of the FD message.

If the <max-data-size-auto-recv-bytes> element is not included, then there is no size limit imposed on auto receive.

If the <default-file-availability> is not present, then the configuration management server shall return an HTTP 409 (Conflict) response including the XCAP error element <constraint-failure>. If included, the "phrase" attribute should be set to "default file availability not provided".

If the <max-file-availability> element is not included, then there is no limit imposed on file availability time.

If any of the constituent elements of the <default-prose-per-packet-priority> element contain a value less than 1 and greater than 8, then the configuration management server shall return an HTTP 409 (Conflict) response including the XCAP error element <constraint-failure>. If included, the "phrase" attribute should be set to "element value out of range".

NOTE 2: The higher the <default-prose-per-packet-priority> value, the higher the priority given to the signalling or media.

If any of the constituent elements of the <default-pqi > element contain a value other than 21-26, 55-61 and 90-93, then the configuration management server shall return an HTTP 409 (Conflict) response including the XCAP error element <constraint-failure>. If included, the "phrase" attribute should be set to "element value out of range".

The "resource-priority-namespace" element contained in the "emergency-resource-priority" element shall have an MCPTT namespace value as specified in IETF RFC 8101 [20].

The "resource-priority-priority" element contained in the "emergency-resource-priority" element shall have a value greater than or equal to the value of the "resource-priority-priority" element contained in the "imminent-peril-resource-priority" element and shall be a priority level specified in IETF RFC 8101 [20].

The "resource-priority-namespace" element contained in the "imminent-peril-resource-priority" element shall have an MCPTT namespace value as specified in IETF RFC 8101 [20].

The "resource-priority-priority" element contained in the "imminent-peril-resource-priority" element shall have a value greater than or equal to the value of the "resource-priority-priority" element contained in the "normal-resource-priority" element and shall be a priority level specified in IETF RFC 8101 [20].

The "resource-priority-namespace" element contained in the "normal-resource-priority" element shall have an MCPTT namespace value as specified in IETF RFC 8101 [20].

NOTE 3: The IETF RFC 8101 [20] defines the priority levels for the MCPTT namespaces, which are applicable to all MC services.

NOTE 4: The values used for the "emergency-resource-priority", "imminent-peril-resource-priority" and "normal-resource-priority" elements need to be carefully agreed to by the MCDData operator and the network operator.

The values used for the "emergency-resource-priority", "imminent-peril-resource-priority" and "normal-resource-priority" elements need to be carefully agreed to by the MCDData operator and network operator.

The default value for the <confidentiality-protection> element of the <signalling-protection> element is "true" indicating that confidentiality protection is enabled.

The default value for the <integrity-protection> element of the <signalling-protection> element is "true" indicating that integrity protection is enabled.

The default value for the <allow-signalling-protection> element of the <protection-between-mcdata-servers> element is "true" indicating that signaling protection between MCDATA servers is enabled.

The service configuration server ignores any unknown element and any unknown attribute.

If the configuration management server receives a duplicate element or attribute, it shall return an HTTP 409 (Conflict) response including the XCAP error element <constraint-failure>. If included, the "phrase" attribute should be set to "duplicate attribute or element received".

The following elements conform to the "xs: duration" XML type:

- 1) <hang-time>; and
- 2) <max-duration-of-data-comn>.

The elements of "xs: duration" type specified above shall be represented in seconds using the element value: "PT<h>H<m>M<n>S" where <n> represents a valid value in seconds.

NOTE 5: "xs:duration" allows the use of decimal notation for seconds, e.g. 300ms is represented as <PT0.3S>.

If any of the elements of "xs: duration" type specified above contain values that do not conform to the "PT <n>S" structure then the configuration management server shall return an HTTP 409 (Conflict) response including the XCAP error element <constraint-failure>. If included, the "phrase" attribute should be set to "invalid format for duration".

If an invalid value is received for <n>, then the configuration management server shall return an HTTP 409 (Conflict) response including the XCAP error element <constraint-failure>. If included, the "phrase" attribute should be set to "invalid value for duration".

The default value for the <allow-adhoc-group-data-comn-support> element of the <adhoc-group-data-comn> element of the <anyExt> element of the <on-network> element is "true" indicating that adhoc group data communications support enabled.

Absence of <adhoc-group-data-comn> element of the <anyExt> element of the <on-network> element indicates that adhoc group data communications are not supported in the MCDATA system.

10.4.2.7 Data Semantics

The "domain" attribute of the <service-configuration-params> element contains the domain name of the mission critical organization.

The <common> element contains service configuration data common to both on and off network service.

The <on-network> element contains service configuration data for on-network service only.

The <off-network> element contains service configuration data for off-network service only.

In the <common> element:

- 1) the <time-temp-data-waiting> element of the <tx-and-rx-control> element contains the time limit for the temporarily stored data that is waiting to be delivered to a receiving user which corresponds to the "TimeTempDataWaiting" element as specified in clause 11.2.7 of 3GPP TS 24.483 [4]; and
- 2) the <time-periodic-announcement> element of the <tx-and-rx-control> element contains the timer for the periodic announcement which contains a list of available recently invited data group communications which corresponds to the "TimePeriodicAnnouncement" element as specified in clause 11.2.8 of 3GPP TS 24.483 [4].

In the <on-network> element:

- 1) the <max-data-size-sds-bytes> element of the <tx-and-rx-control> element contains the maximum data that the originating client can send in an SDS message;

- 2) the <max-payload-size-sds-cplane-bytes> element of the <tx-and-rx-control> element contains the maximum payload data that the originating client can send in an SDS message over C-plane;
- 3) the <max-data-size-fd-bytes> element of the <tx-and-rx-control> element contains the maximum data that the originating client can send in an FD message;
- 4) the <max-data-size-auto-recv-bytes> element of the <tx-and-rx-control> element contains the maximum data that the server can send to the terminating client without requesting the user to indicate a present need for the data;
- 5) the <default-file-availability> element of the <file-availability> element contains the default time for which a file is available on the server for download, if a explicit time period is not requested by the originating client;
- 6) the <max-file-availability> element of the <file-availability> element contains the maximum time for which a file can be made available on the server for download.
- 7) the <confidentiality-protection> element of the <signalling-protection> element contains a boolean indicating whether confidentiality protection of MCDData signalling is enabled or disabled between the MCDData client and MCDData server;
- 8) the <integrity-protection> element of the <signalling-protection> element contains a boolean indicating whether integrity protection of MCDData signalling is enabled or disabled between the MCDData client and MCDData server;
- 9) The <emergency-resource-priority> element of the <anyExt> element is of type "resource-priorityType" and indicates how a Resource-Priority header field is to be populated for MCDData emergency communications;
- 10) The <imminent-peril-resource-priority> element of the <anyExt> element is of type "resource-priorityType" and indicates how a Resource-Priority header field is to be populated for MCDData Imminent Peril communications;
- 11) The <normal-resource-priority> element of the <anyExt> element is of type "resource-priorityType" and indicates how a Resource-Priority header field is to be populated when downgrading to normal priority from an MCDData emergency communication or MCDData imminent peril communication;
- 12) the <allow-signalling-protection> element of the <protection-between-mcdata-servers> element contains a boolean indicating whether protection of MCDData signalling is enabled between MCDData servers;
- 13) the <max-simultaneous-authorizations> element of the <anyExt> element is of type "positiveInteger" and indicates the maximum allowed number of simultaneous service authorizations for an MCDData user.

NOTE 1: The default values of the <confidentiality-protection> element, the <integrity-protection> element, the <allow-signalling-protection> element and the <allow-floor-control-protection> element are "true";

- 14) the <functional-alias> element of the <functional-alias-entry> element of the <functional-alias-list> element is of type "anyURI" and contains the identity of a functional alias;
- 15) the <max-simultaneous-activations> element of the <functional-alias-entry> element of the <functional-alias> element of the <functional-alias-list> element is of type "positiveInteger" and contains the allowed number of concurrent activations that are allowed for the functional alias contained in the corresponding <functional-alias> element;
- 16) the <allow-takeover> element of the <functional-alias-entry> element of the <functional-alias-list> element is of type "boolean" and indicates whether take over by another MCDData user is allowed for a currently activated functional alias contained in the corresponding <functional-alias> element;
- 17) the <entry> element of the <mcdata-user-list> element of the <functional-alias-entry> element of the <functional-alias-list> element is of type "entryType" and contains the MCDData ID of an MCDData user that is allowed to activate the functional alias contained in the corresponding <functional-alias> element;
- 18) the <functional-alias-priority> element of the <functional-alias-entry> element of the <functional-alias-list> element is of type "positiveInteger" and indicates the relative priority level of the functional alias contained in the corresponding <functional-alias> element;

NOTE 2: The usage of this parameter by the MCDData server is up to implementation.

- 19) the <ns-entry> element of the <notification-servers> element contains the hostname of the notification server, and corresponds to the leaf node of the "NotificationServer" element of clause 11.2.16 in 3GPP TS 24.483 [4];

- 20) the <allow-adhoc-group-data-comn-support> element of the <adhoc-group-data-comn> element of the <anyExt> element indicates whether on-network adhoc group data communications support enabled or disabled, which corresponds to the "AllowAdhocGroupComm" element as specified in clause 11.2.19 of 3GPP TS 24.483 [4];
 - 21) the <max-no-participants> element of the <adhoc-group-data-comn> element of the <anyExt> element contains the allowed number of participants of the adhoc group data communications, which corresponds to the "MaxNoParticipants" element as specified in clause 11.2.20 of 3GPP TS 24.483 [4];
 - 22) the <hang-time> element of the <adhoc-group-data-comn> element of the <anyExt> element contains the value of the hang timer for on-network adhoc group data communications, which corresponds to the "HangTime" element as specified in clause 11.2.21 of 3GPP TS 24.483 [4]; and
- NOTE 3: The hang time is a configurable maximum length of the inactivity period between consecutive MCDData transmissions within the same data communication.
- 23) the <max-duration-of-data-comn> element of the <adhoc-group-data-comn> element of the <anyExt> element contains the maximum duration allowed for an on-network adhoc group data communication, which corresponds to the "MaxDurationOfComm" element as specified in clause 11.2.22 of 3GPP TS 24.483 [4].

In the <off-network> element:

- 1) the <default-prose-per-packet-priority> element contains priority values for off-network calls, for each of the following constituent elements:
 - a) <mcddata-one-to-one-call-signalling> element, which corresponds to the "MCDDataOneToOneSignalling" element as specified in clause 11.2.11 of 3GPP TS 24.483 [4];
 - b) <mcddata-one-to-one-call-media> element, which corresponds to the "MCDDataOneToOneMedia" element as specified in clause 11.2.12 of 3GPP TS 24.483 [4]; and
- 2) the <default-pqi > element contains priority values for off-network calls, for each of the following constituent elements:
 - a) <mcddata-one-to-one-call-signalling> element, which corresponds to the "MCDDataOneToOneSignalling" element as specified in clause 11.2.11 of 3GPP TS 24.483 [4]; and
 - b) <mcddata-one-to-one-call-media> element, which corresponds to the "MCDDataOneToOneMedia" element as specified in clause 11.2.12 of 3GPP TS 24.483 [4].

10.4.2.8 Naming Conventions

The MCDData service configuration document name shall be called `mcddata-service-config.xml`.

10.4.2.9 Global documents

The MCDData service configuration document is a global document. This document resides under the global tree for the CMSXCAPROOT. Since there is only one document for each mission critical organization, the CMSXCAPROOT may be used to distinguish different MCDData service configuration documents. Otherwise, a subdirectory under the global tree, named by the mission critical organization name can be used to distinguish different service configuration documents. For example, if the CMSXCAPROOTURI represents a single one mission critical organization, then the document URI would be:

mc-org-domain/mcorg12345/org.3gpp.mcddata.service-config/global/mcddata-service-config.xml

otherwise, if it services multiple organizations then the document URI would be:

CMSXCAPROOTURI/org.3gpp.mcddata.service-config/global/mc-org-name/mcddata-service-config.xml

Since the MCDData service configuration is a global document, all users will have read-only access. Read-write access is only allowed for the system administrators of the mission critical organization.

10.4.2.10 Resource interdependencies

There are no resource interdependencies.

10.4.2.11 Authorization Policies

The authorization policies for manipulating a service configuration document shall conform to those described in OMA OMA-TS-XDM_Core-V2_1-20120403-A [2] clause 5.1.5 "*Authorization*".

10.4.2.12 Subscription to Changes

The service configuration document application usage shall support subscription to changes as specified in clause 6.3.13.3.

Annex A (informative): Signalling flows

A.1 Scope of signalling flows

This annex gives examples of signalling flows for configuration management using the extensible markup language configuration access protocol (XCAP) and the session initiation protocol (SIP).

HTTP header fields and SIP header fields insignificant for the configuration management are omitted.

A.2 Signalling flows for MCPTT user profile configuration document creation

A.2.1 CMC creating a MCPTT user profile configuration document on behalf of MCPTT user

Figure A.2.1-1 shows a flow for a system administrator using configuration management client CMC-1 creating an MCPTT user profile configuration document on a configuration management server CMS-1 which then uploads it to the MCPTT user database.

CMC-1 serves the system administrator (user1@example.com). The CMC-1 is configured with the CMSXCAPRootURI/MissionCriticalOrg/MCO-12345/.

In the example below the MCPTT user profile configuration document is `mcptt-user-profile-0.xml` and is created on behalf of user2@example.com (MCPTT ID sip:user2@example.com) who has an alias of "Officer 12345".

The XUI of the document is the owner of the document (user1@example.com).

The document contains a single user profile for user2@example.com (Default Duty Shift Profile of Officer 12345).

The user profile configures user2@example.com to be allowed to place private calls to three users (user1@example.com, user3@example.com and user4@example.com).

The user profile is configured to allow making an emergency group call to MCPTTGroupEmergency@example.com and is allowed to have up to two simultaneous group calls. The user is allowed to place an emergency private call to user1@example.com.

The user profile is configured to allow making an imminent peril call to MCPTTGroupEmergency@example.com. The user is allowed to place an Emergency Alert to user1@example.com.

The user profile is configured to allow making on network group calls to four groups (MCPTTGroup-A@example.com, MCPTTGroup-B@example.com, MCPTTGroup-C@example.com and MCPTTGroup-D@example.com).

The user is allowed to affiliate to a maximum of three groups and is implicitly affiliated to MCPTTGroup-A@example.com and MCPTTGroup-B@example.com. The maximum number of simultaneous transmissions with a group is limited to one.

The user profile is configured to allow making off network group calls to two groups (MCPTTGroup-A@example.com and MCPTTGroup-B@example.com).

The hostname of CMS-1 is `cms1.example.com`.

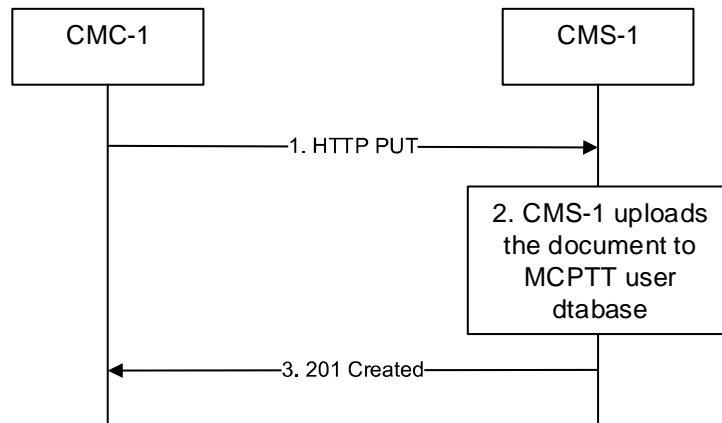


Figure A.2.1-1: CMC-1 creating a MCPTT user profile configuration document on CMS-1 which is uploaded to the MCPTT user database

The details of the flows are as follows:

- 1) CMC-1 sends an HTTP PUT request shown in table A.2.1-1 to the CMS-1.

Table A.2.1-1: HTTP PUT request

```

PUT /MissionCriticalOrg/MCO-12345/org.3gpp.mcptt.user-profile/users/sip:User2@example.com/mcptt-user-profile-0.xml HTTP/1.1
Host: cms1.example.com
Content-Type: application/org.3gpp.mcptt.user-profile+xml; charset="utf-8"
Authorization: Bearer
eyJhbGciOiJIUzU1IiwiaWF0IjoiYjY3b0dF9pZCI6ImFsaWNlQG9yZy5jb20iLCJleHAiOiJlOjE0NTM1MDYxMjEsInNjb3BlIjpbIm9wZW5pZCI6ImNncHA6bWNwdHQ6cHR0X3NlcnZlciJdLCJjbGllbnRfaWQiOiJtY3B0dF9jbGllbnQifQ.XYIqai4YKSZCKRNMLipGC_5nV4BE79IjpvjexWjIqqcqiEx6AmHHIRo0mhcxeCESrXeI9krom9e8Goxr_hgF3szvgbw18JRbFuv97XgepDLjEq4jL3Cbu4lQ9b0WdXAdFmeEbiB8wo_xggiGwv6IDR1b3TgAAsdjkRxSK4ctIKPaOJSRmM7MKMcKhIug3BEKSC9-aXBTSiv5fAGN-ShDbPvHycBpjzKWXBvMIR5PaCg-9fwjELXZXdRwz8C6JbRM8aqzhd4CVhQ3-Arip-S9CKd0tu-qhHfF2rvJDRlg8ZBiidPH8mJs-qpTFep_1-kON3mL0_g54xVm1MwN0XQA

<?xml version="1.0" encoding="UTF-8"?>

<mcptt-user-profile user-profile-index="0" XUI-URI="sip:User1@example.com"
xsi:schemaLocation="urn:3gpp:mcptt:user-profile:1.0 mcptt-user-profile.xsd"
xmlns:xsi="http://www.w3.org/2001/XMLSchema-instance" xmlns="urn:3gpp:mcptt:user-profile:1.0" xmlns:cp="urn:ietf:params:xml:ns:common-policy">
  <Name xml:lang="en-GB">Default Duty Shift Profile of Officer 12345</Name>
  <Status>true</Status>
  <ProfileName xml:lang="en-GB">Default Duty Shift Profile of Officer 12345</ProfileName>
  <Pre-selected-indication/>
  <Common index="0">
    <UserAlias>
      <alias-entryindex="0" xml:lang="en-GB">Officer 12345</alias-entry>
      <anyExt/>
    </UserAlias>
    <MCPTTUserID>
      <uri-entry>sip:user2@example.com</uri-entry>
      <display-name xml:lang="en-GB">User 2</display-name>
      <anyExt/>
    </MCPTTUserID>
    <PrivateCall>
      <PrivateCallList index="0">
        <PrivateCallURI index="0">
          <uri-entry>sip:user1@example.com</uri-entry>
          <display-name xml:lang="en-GB">User 1</display-name>
          <anyExt/>
        </PrivateCallURI>
        <PrivateCallURI index="1">
          <uri-entry>sip:user3@example.com</uri-entry>
          <display-name xml:lang="en-GB">User 3</display-name>
          <anyExt/>
        </PrivateCallURI>
        <PrivateCallURI index="2">
          <uri-entry>sip:user4@example.com</uri-entry>
          <display-name xml:lang="en-GB">User 4</display-name>
          <anyExt/>
        </PrivateCallURI>
      </PrivateCallList>
    </PrivateCall>
  </Common>
</mcptt-user-profile>
  
```

```

</PrivateCallURI>
<PrivateCallProSeUser index="0">
  <DiscoveryGroupID>123abc87</DiscoveryGroupID>
  <User-Info-ID>1234afcd5521</User-Info-ID>
  <anyExt/>
</PrivateCallProSeUser>
<PrivateCallProSeUser index="1">
  <DiscoveryGroupID>123abd01</DiscoveryGroupID>
  <User-Info-ID>1234afcd4567</User-Info-ID>
  <anyExt/>
</PrivateCallProSeUser>
<PrivateCallProSeUser index="2">
  <DiscoveryGroupID>123abc84</DiscoveryGroupID>
  <User-Info-ID>1234afcd591f</User-Info-ID>
  <anyExt/>
</PrivateCallProSeUser>
<anyExt>
  <PrivateCallKMSURI>
    <PrivateCallKMSURI>
      <uri-entry>https://KMS.example.com</uri-entry>
      <anyExt/>
    </PrivateCallKMSURI>
  </PrivateCallKMSURI>
</anyExt>
</PrivateCallList>
<EmergencyCall>
  <MCPTTPrivateRecipient>
    <entry entry-info="UsePreConfigured" index="0">
      <uri-entry>sip:user1@example.com</uri-entry>
      <display-name>User 1</display-name>
      <anyExt/>
    </entry>
    <ProSeUserID-entry index="0">
      <DiscoveryGroupID>123abc87</DiscoveryGroupID>
      <User-Info-ID>1234afcd5521</User-Info-ID>
      <anyExt />
    </ProSeUserID-entry>
    <anyExt/>
  </MCPTTPrivateRecipient>
</EmergencyCall>
<anyExt/>
</PrivateCall>
<MCPTT-group-call>
  <MaxSimultaneousCallsN6>3</MaxSimultaneousCallsN6>
  <EmergencyCall>
    <MCPTTGroupInitiation>
      <entry entry-info="DedicatedGroup" index="0">
        <uri-entry>sip:MCPTTGroupEmergency@example.com</uri-entry>
        <display-name>Emergency MCPTT Group</display-name>
        <anyExt/>
      </entry>
    </MCPTTGroupInitiation>
  </EmergencyCall>
</ImminentPerilCall>
  <MCPTTGroupInitiation>
    <entry entry-info="DedicatedGroup" index="0">
      <uri-entry>sip:MCPTTGroupEmergency@example.com</uri-entry>
      <display-name>Emergency MCPTT Group</display-name>
      <anyExt/>
    </entry>
  </MCPTTGroupInitiation>
  <anyExt/>
</ImminentPerilCall>
<EmergencyAlert>
  <entry entry-info="UsePreConfigured" index="0">
    <uri-entry>sip:user1@example.com</uri-entry>
    <display-name>User 1</display-name>
    <anyExt/>
  </entry>
  <anyExt/>
</EmergencyAlert>
<Priority>56</Priority>
<anyExt/>
</MCPTT-group-call>
<ParticipantType>First Responder</ParticipantType>
<MissionCriticalOrganization>Gotham PD</MissionCriticalOrganization>
<anyExt/>
</Common>

```

```

<OnNetwork index="0">
  <MCPTTGroupInfo xml:lang="en-GB" index="0">
    <entry index="0">
      <uri-entry>sip:MCPTTGroup-A@example.com</uri-entry>
      <display-name xml:lang="en-GB">MCPTT Group A</display-name>
      <anyExt/>
    </entry>
    <entry index="1">
      <uri-entry>sip:MCPTTGroup-B@example.com</uri-entry>
      <display-name xml:lang="en-GB">MCPTT Group B</display-name>
      <anyExt/>
    </entry>
    <entry index="2">
      <uri-entry>sip:MCPTTGroup-C@example.com</uri-entry>
      <display-name xml:lang="en-GB">MCPTT Group C</display-name>
      <anyExt/>
    </entry>
    <entry index="3">
      <uri-entry>sip:MCPTTGroup-D@example.com</uri-entry>
      <display-name xml:lang="en-GB">MCPTT Group D</display-name>
      <anyExt/>
    </entry>
    <anyExt/>
  </MCPTTGroupInfo>
  <MaxAffiliationsN2>3</MaxAffiliationsN2>
  <ImplicitAffiliations xml:lang="en-GB" index="0">
    <entry index="0">
      <uri-entry>sip:MCPTTGroup-A@example.com</uri-entry>
      <display-name xml:lang="en-GB">MCPTT Group A</display-name>
      <anyExt/>
    </entry>
    <entry index="1">
      <uri-entry>sip:MCPTTGroup-B@example.com</uri-entry>
      <display-name xml:lang="en-GB">MCPTT Group B</display-name>
      <anyExt/>
    </entry>
    <anyExt/>
  </ImplicitAffiliations>
  <MaxSimultaneousTransmissionsN7>1</MaxSimultaneousTransmissionsN7>
  <PrivateEmergencyAlert>
    <entry entry-info="UsePreConfigured" index="0">
      <uri-entry>sip:user1@example.com</uri-entry>
      <display-name xml:lang="en-GB">User 1</display-name>
      <anyExt/>
    </entry>
  </PrivateEmergencyAlert>
  <anyExt>
    <RemoteGroupSelectionURIList>
      <entry index="0">
        <uri-entry>sip:user3@example.com</uri-entry>
        <display-name xml:lang="en-GB">User 3</display-name>
        <anyExt/>
      </entry>
      <anyExt/>
    </RemoteGroupSelectionURIList>
    <GroupServerInfo>
      <GMS-Serv-Id index="0">
        <entry index="0">
          <uri-entry>https://GMS.example.com</uri-entry>
          <anyExt/>
        </entry>
        <anyExt/>
      </GMS-Serv-Id>
      <IDMS-token-endpoint index="0">
        <entry index=0>
          <uri-entry>https://IDMS.example.com</uri-entry>
          <anyExt/>
        </entry>
        <anyExt/>
      </IDMS-token-endpoint>
      <KMS-URI index="0">
        <entry index="0">
          <uri-entry>https://KMS.example.com</uri-entry>
          <anyExt/>
        </entry>
        <anyExt/>
      </KMS-URI>
      <anyExt/>
    </GroupServerInfo>
  </anyExt>

```

```

    </GroupServerInfo>
  </anyExt>
</OnNetwork>
<OffNetwork index="0">
  <MCPTTGroupInfo index="0">
    <entry entry-info="DedicatedGroup" index="0">
      <uri-entry>sip:MCPTTGroup-A@example.com</uri-entry>
      <display-name xml:lang="en-GB">MCPTT Group A</display-name>
      <anyExt/>
    </entry>
    <entry entry-info="DedicatedGroup" index="1">
      <uri-entry>sip:MCPTTGroup-B@example.com</uri-entry>
      <display-name xml:lang="en-GB">MCPTT Group B</display-name>
      <anyExt/>
    </entry>
  </MCPTTGroupInfo>
  <User-Info-ID>5ff37ab2c103</User-Info-ID>
  <anyExt>
    <OffNetworkGroupServerInfo>
      <GMS-Serv-Id index="0">
        <entry index="0">
          <uri-entry>https://GMS.example.com</uri-entry>
          <anyExt/>
        </entry>
        <anyExt/>
      </GMS-Serv-Id>
      <IDMS-token-endpoint index="0">
        <entry index="0">
          <uri-entry>https://IDMS.example.com</uri-entry>
          <anyExt/>
        </entry>
        <anyExt/>
      </IDMS-token-endpoint>
      <KMS-URI index="0">
        <entry index="0">
          <uri-entry>https://KMS.example.com</uri-entry>
          <anyExt/>
        </entry>
        <anyExt/>
      </KMS-URI>
      <anyExt/>
    </OffNetworkGroupServerInfo>
  </anyExt>
</OffNetwork>
<cp:ruleset>
  <cp:rule id="f3g44r0">
    <cp:conditions>
      <identity>
        <one id="sip:user2@example.com"/>
      </identity>
    </cp:conditions>
    <cp:actions>
      <allow-presence-status>>false</allow-presence-status>
      <allow-request-presence>>false</allow-request-presence>
      <allow-query-availability-for-private-calls>>false</allow-query-availability-for-private-calls>
      <allow-enable-disable-user>>false</allow-enable-disable-user>
      <allow-enable-disable-UE>>false</allow-enable-disable-UE>
      <allow-create-delete-user-alias>>false</allow-create-delete-user-alias>
      <allow-private-call>true</allow-private-call>
      <allow-manual-commencement>true</allow-manual-commencement>
      <allow-automatic-commencement>true</allow-automatic-commencement>
      <allow-force-auto-answer>>false</allow-force-auto-answer>
      <allow-failure-restriction>>false</allow-failure-restriction>
      <allow-emergency-group-call>true</allow-emergency-group-call>
      <allow-emergency-private-call>true</allow-emergency-private-call>
      <allow-cancel-group-emergency>true</allow-cancel-group-emergency>
      <allow-cancel-private-emergency-call>true</allow-cancel-private-emergency-call>
      <allow-imminent-peril-call>true</allow-imminent-peril-call>
      <allow-cancel-imminent-peril>true</allow-cancel-imminent-peril>
      <allow-activate-emergency-alert>true</allow-activate-emergency-alert>
      <allow-cancel-emergency-alert>true</allow-cancel-emergency-alert>
      <allow-offnetwork>true</allow-offnetwork>
      <allow-imminent-peril-change>true</allow-imminent-peril-change>
      <allow-private-call-media-protection>true</allow-private-call-media-protection>
      <allow-private-call-floor-control-protection>true</allow-private-call-floor-control-protection>
      <allow-request-affiliated-groups>true</allow-request-affiliated-groups>
    </cp:actions>
  </cp:rule>
</cp:ruleset>

```

```

users> <allow-request-to-affiliate-other-users>>false</allow-request-to-affiliate-other-
users>
users> <allow-recommend-to-affiliate-other-users>>false</allow-recommend-to-affiliate-other-
users>
  <allow-private-call-to-any-user>>false</allow-private-call-to-any-user>
  <allow-regroup>>true</allow-regroup>
  <allow-private-call-participation>>true</allow-private-call-participation>
  <allow-override-of-transmission>>false</allow-override-of-transmission>
  <allow-listen-both-overriding-and-overridden>>false</allow-listen-both-overriding-
and-overridden>
  <allow-transmit-during-override>>false</allow-transmit-during-override>
  <allow-off-network-group-call-change-to-emergency>>true</allow-off-network-group-
call-change-to-emergency>
  <allow-revoke-transmit>>false</allow-revoke-transmit>
  <allow-create-group-broadcast-group>>false</allow-create-group-broadcast-group>
  <allow-create-user-broadcast-group>>false</allow-create-user-broadcast-group>
  <anyExt>
    <allow-request-private-call-call-back>>false</allow-request-private-call-call-back>
    <allow-cancel-private-call-call-back>>false</allow-cancel-private-call-call-back>
    <allow-request-remote-initiated-ambient-listening>>false</allow-request-remote-
initiated-ambient-listening>
    <allow-request-locally-initiated-ambient-listening>>false</allow-request-locally-
initiated-ambient-listening>
    <allow-request-first-to-answer-call>>true</allow-request-first-to-answer-call>
    <allow-request-remote-init-private-call>>true</allow-request-remote-init-private-
call>
    <allow-request-remote-init-group-call>>true</allow-request-remote-init-group-call>
  </anyExt>
</cp:actions>
<cp:transformations/>
</cp:rule>
</cp:ruleset>
<anyExt/>
</mcptt-user-profile>

```

- 2) CMS-1 authenticates User1 using the access token in the authorization header field and creates the MCPTT user profile configuration document so that it is accessible using the XCAP URI <http://MissionCriticalOrg/MCO-12345/sip:User2@example.com/mcptt-user-profile-0.xml> and then uploads the document to the MCPTT user database (see 3GPP TS 29.283 [7]).
- 3) Once CMS-1 receives confirmation from the MCPTT user database that the new MCPTT user profile document is stored then the CMS-1 sends a HTTP 201 (Created) response to indicate that the creation was successful.

A.2.2 CMC subscribing to and obtaining MCPTT configuration documents

Figure A.2.2-1 shows a flow for a CMC subscribing to and obtaining MCPTT configuration documents

The hostname of CMS-1 is cms1.example.com.

The user of the CMC is user2@example.com.

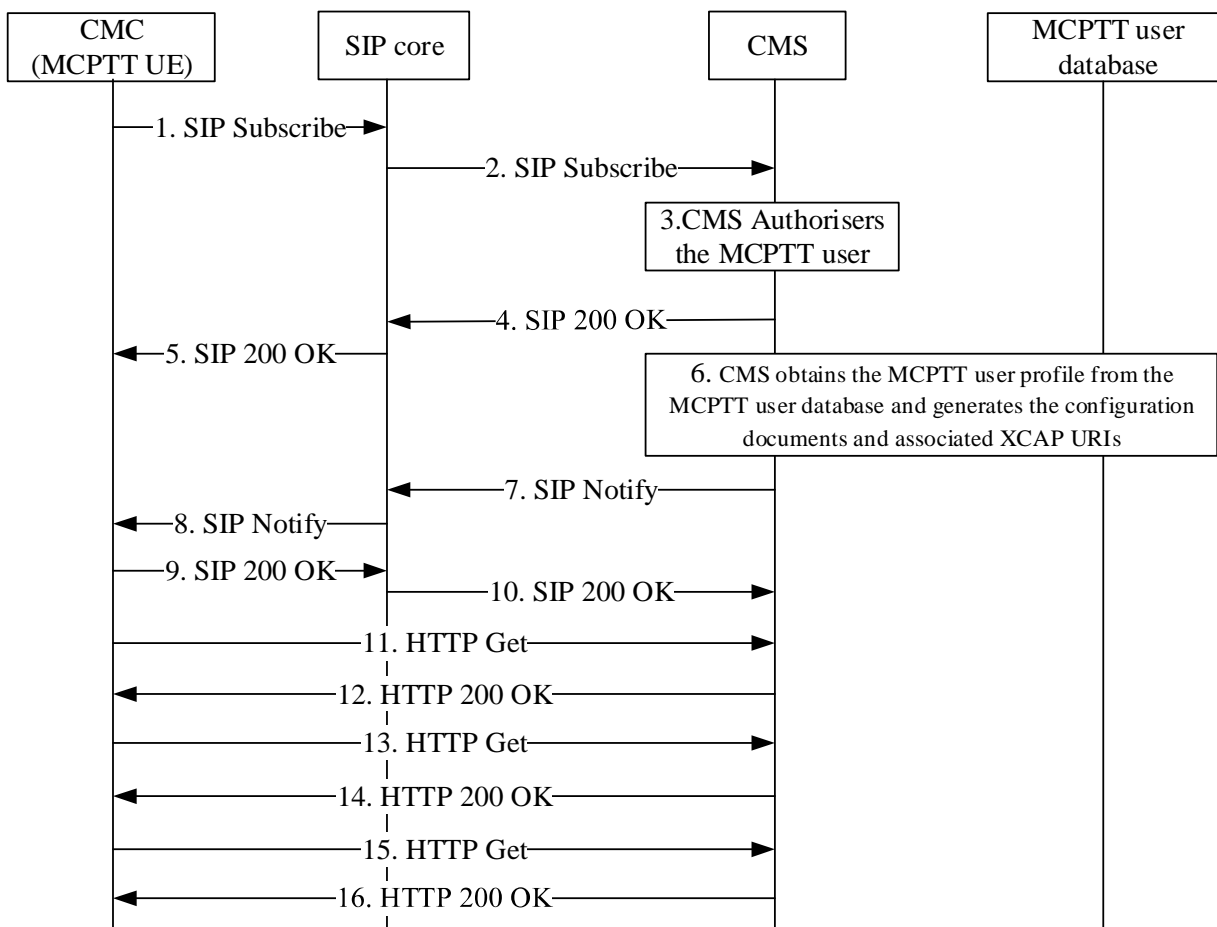


Figure A.2.2-1: CMC subscribing to and obtaining MCPTT configuration documents

Figure A.2.2-1 shows a CMC subscribing to and obtaining MCPTT configuration documents. The details of the flow are as follows:

1. SIP SUBSCRIBE request (CMC in MCPTT UE to SIP Core) – see example in table A.2.2-1

A CMC in a MCPTT UE wishes to obtain and get a notification when his configuration management documents are modified. In order to initiate a subscription to XCAP document changes in the CMS, the MCPTT UE generates a SIP SUBSCRIBE request indicating support for "xcap-diff", together with "message/external-body". The Content-Type of the body is "multipart/mixed" since two MIME parts are included in the body of the SIP SUBSCRIBE. One body is of application/vnd.3gpp.mcptt-info+xml containing the MCPTT access token in order that the CMS can authenticate the MCPTT user and the other is of application/resource-lists+xml containing a list of XCAP URIs of the configuration management documents being subscribed to.

Table A.2.2-1: SIP SUBSCRIBE request (CMC in MCPTT UE to SIP core)

```
SUBSCRIBE sip:cms1.example.net SIP/2.0
Via: SIP/2.0/UDP [5555::aaa:bbb:ccc:ddd]:1357;branch=z9hG4bKehuefdam
Max-Forwards: 70
P-Access-Network-Info: 3GPP-E-UTRAN-TDD; utran-cell-id-3gpp=234151D0FCE11
Route: <sip:pcscf1.home1.net:7531;lr>, <sip:orig@scscf1.home1.net;lr>
P-Preferred-Identity: <sip:user2_public1@home1.net>
Privacy: none
From: <sip:user2_public1@home1.net>;tag=31415
To: <sip:cms1.example.net>
Call-ID: b89rjhnedlrfjflslj40a222
CSeq: 123 SUBSCRIBE
Require: sec-agree
Proxy-Require: sec-agree
Security-Verify: ipsec-3gpp; q=0.1; alg= hmac-sha-1-96; spi-c=98765432; spi-s=87654321; port-c=8642; port-s=7531
P-Preferred-Service: urn:urn-7:3gpp-service.ims.icsi.mcptt
Event: xcap-diff;diff-processing=aggregate
Expires: 7200
Accept: application/xcap-diff+xml, message/external-body
Contact: <sip:user2_public1@home1.net;gr=urn:uuid:f81d4fae-7dec-11d0-a765-00a0c91e6bf6">;
+g.3gpp.icsi-ref="urn:urn-7:3gpp-service.ims.icsi.mcptt"
Content-Type: multipart/mixed; boundary=boundaryMCPTT
Content-Length: (...)

--boundaryMCPTT
Content-Type: application/vnd.3gpp.mcptt-info+xml

<?xml version="1.0" encoding="UTF-8"?>
  <mcpttinfo xmlns="urn:3gpp:ns:mcpttInfo:1.0">
    <mcptt-Params>
      <mcptt-access-token>
eyJhbGciOiJSUzI1NiJ9.eyJtY3B0dF9pZCI6ImFsaWNlQG9yZy5jb20iLCJleHAiOiJlMDNTM1MDYxMjEsInNjb3BlIjpbIm9wZW5pZCIsIjNncHA6bWVudHQ6CHR0X3NlcnZlciJdLCJjbGllbnRfaWQiOiJtY3B0dF9jbGllbnQifQ.XYIqai4YKSZC
KRNLipGC_5nV4BE79IjpvjexWjIqqcqiEx6AmHHIRo0mhcxeCESrXeI9krom9e8Goxr_hgF3szvgbw18JRbFuv97XgepD
LjEq4jL3Cbu41Q9b0WdXAdFmeEbiB8wo_xggiGwv6IDR1b3TgAAsdjRkRkSK4ctIKPaOJSRmM7MKMcKhIug3BEkSC9-
aXBTsIv5fAGN-ShDbPvHycBpjzKWXBvMIR5PaCg-9fwjELXZXdRwz8C6JbRM8aqzhd4CVhQ3-Arip-S9CKd0tu-
qhHfF2rvJDRlg8ZBiidPH8mJs-qpTFep_1-kON3mL0_g54xVm1MwN0XQA</mcptt-access-token>
      </mcptt-Params>
    </mcpttinfo>

--boundaryMCPTT
Content-Type: application/resource-lists+xml

<?xml version="1.0" encoding="UTF-8"?>
  <resource-lists xmlns="urn:ietf:params:xml:ns:resource-lists">
    <entry uri="org.3gpp.mcptt.ue-config/users/user1@example.com/" />
    <entry uri="org.3gpp.mcptt.user-profile/users/user1@example.com/" />
    <entry uri="org.3gpp.mcptt.service-config/global/" />
  </list>
</resource-lists>
```

Request-URI: The public service identity of CMS-1 (sip:cms1.example.net).

Event: This header field is populated with the value "xcap-diff" to specify the use of the xcap-diff package to get notified of changes to XCAP configuration management documents.

- Accept:** This header field is populated with the value "application/xcap-diff+xml" indicating that the MCPTT UE supports the XCAP-diff MIME type and also the value "message/external-body" indicating that the MCPTT UE supports content indirection (to avoid XCAP content that contains sensitive information being included in a SIP NOTIFY request).
- To:** Same as the Request-URI.
- Contact:** The contact URI and the feature tag g.3gpp.icsi-ref set to the MCPTT feature tag "urn:urn-7:3gpp-service.ims.icsi.mcptt"
- Content-Type:** Set to multipart/mixed as there are multiple body parts in the body of the SIP SUBSCRIBE request.
- <mcptt-access-token>:** The access token received from the Identity management Server included within the application/vnd.3gpp.mcptt-info+xml body part.
- <entry uri>:** Contains the XCAP request URIs for the documents being subscribed to,. Relative paths (excluding the "CMSXCAPRootURI") may be used.

2. SIP SUBSCRIBE request (SIP core to CMS) - see example in table A.2.2-2

The SIP core forwards the SIP SUBSCRIBE request to the CMS.

Table A.2.2-2 SIP SUBSCRIBE request (SIP core to CMS)

```
SUBSCRIBE sip:cms1.example.net SIP/2.0
Via: SIP/2.0/UDP scscf1.home1.net;branch=z9hG4bK344a65.1, SIP/2.0/UDP
    pcscf1.home1.net;branch=z9hG4bK120f34.1, SIP/2.0/UDP
    [5555::aaa:bbb:ccc:ddd]:1357;branch=z9hG4bKehuefdam
Max-Forwards: 68
P-Access-Network-Info:
P-Asserted-Identity: <sip:user2_public1@home1.net>, <tel:+1-212-555-1111>
P-Charging-Vector: icid-value="AyretyU0dm+602IrT5tAFrbHLso=223551024"; orig-ioi=home1.net
P-Charging-Function-Addresses: ccf=[5555::b99:c88:d77:e66]; ccf=[5555::a55:b44:c33:d22];
    ecf=[5555::1ff:2ee:3dd:4ee]; ecf=[5555::6aa:7bb:8cc:9dd]
Privacy:
Record-Route: <sip:orig@scscf1.home1.net;lr>, <sip:pcscf1.home1.net;lr>
Route: <sip:cms1.home1.net;lr>, <sip:orig@scscf1.home1.net;lr>
From:
To:
Call-ID:
CSeq:
P-Asserted-Service: urn:urn-7:3gpp-service.ims.icsi.mcptt
Event:
Supported:
Expires:
Accept:
Contact:
Content-Type:
Content-Length:

(...)
```

3. Authorization

The CMS performs the MCPTT user authorization based on the MCPTT access token in the application/vnd.3gpp.mcptt-info+xml MIME body in the SIP SUBSCRIBE request to identify the MCPTT user and ensure that he/she is authorized to subscribe to configuration management document changes and to identify the MCPTT user profile configuration document(s) of the MCPTT user.

- In this example authorisation is successful, so the CMS sends a SIP 200 (OK) response to the SIP core.

4. SIP 200 (OK) response (CMS to SIP core) - see example in table A.2.2-4

The CMS sends a SIP 200(OK) response to the SIP core.

Table A.2.2-4: SIP 200 (OK) response (CMS to SIP core)

```

SIP/2.0 200 OK
Via: SIP/2.0/UDP scscf1.home1.net;branch=z9hG4bK344a65.1, SIP/2.0/UDP
    pcscf1.home1.net;branch=z9hG4bK120f34.1, SIP/2.0/UDP
    [5555::aaa:bbb:ccc:ddd]:1357;branch=z9hG4bKehuefdam
P-Charging-Vector: icid-value="AyretyU0dm+602IrT5tAFrbHLso=223551024"; orig-ioi=home1.net;
    term-ioi=home1.net
Record-Route:
From:
To: <sip:cms1.example.net>;tag=151170
Call-ID:
CSeq:
Expires:
Contact: <sip:cms1.example.net;gr>
Content-Length: 0

```

5. **SIP 200 (OK) response (S-CSCF to CMC in MCPTT UE) - see example in table A.2.2-5**

The SIP core forwards the SIP 200(OK) response to the CMC in the MCPTT UE.

Table A.2.2-5: SIP 200 (OK) response (SIP core to CMC in MCPTT UE)

```

SIP/2.0 200 OK
Via: SIP/2.0/UDP [5555::aaa:bbb:ccc:ddd]:1357;branch=z9hG4bKehuefdam
Record-Route: <sip:orig@scscf1.home1.net;lr>, <sip:pcscf1.home1.net:7531;lr>
From:
To:
Call-ID:
CSeq:
Expires:
Contact:
Content-Length:

```

6. **Obtaining and generating the configuration management document**

The CMS obtains the MCPTT user profile for the MCPTT user from the MCPTT user database (see 3GPP TS 29.283 [7]), The MCPTT service configuration document is identified solely by the entry `uri="/MissionCriticalOrg/MCO-12345;/org.3gpp.mcptt.service-config/global/service-config.xml"` and an off network MCPTT service configuration document is generated that contains the `<common>` and `<off-network>` elements. The CMS mints XCAP URIs for each of these configuration management documents.

7. **SIP NOTIFY request (CMS to SIP core) – see example in table A.2.2-7**

The CMS generates a SIP NOTIFY request including the xcap-diff document as a result of the SIP SUBSCRIBE request. As this is the initial SIP NOTIFY it contains only the new-etag, a previous etag and sel attributes for the MCPTT UE configuration document, MCPTT user profile configuration document and the off network MCPTT service configuration document.

Table A.2.3-7 SIP NOTIFY request (CMS to SIP core)

```

NOTIFY sip:user2_public1@home1.net;gr=urn:uuid:f81d4fae-7dec-11d0-a765-00a0c91e6bf6 SIP/2.0
Via: SIP/2.0/UDP cms1.example.com;branch=z9hG4bK240f34.1
Max-Forwards: 70
P-Charging-Vector: icid-value="AyretyU0dm+602IrT5tAFrbHLso=323551024"; orig-voi=home1.net
P-Charging-Function-Addresses: ccf=[5555::b99:c88:d77:e66]; ccf=[5555::a55:b44:c33:d22];
    ecf=[5555::1ff:2ee:3dd:4ee]; ecf=[5555::6aa:7bb:8cc:9dd]
Route: <sip:scscf1.home1.net;lr>, <sip:pcscf1.home1.net;lr>
From: <sip:cms1.example.com>;tag=151170
To: <sip:user2_public1@home1.net>;tag=31415
Call-ID: b89rjhnedlrfjflslj40a222
CSeq: 89 NOTIFY
P-Asserted-Service: urn:urn-7:3gpp-service.ims.icsi.mcptt
Subscription-State: active;expires=7200
Event: xcap-diff
Contact: <sip:cms1.example.net;gr>
Content-Type: application/xcap-diff+xml;charset="UTF-8"
Content-Length: (..)

<?xml version="1.0" encoding="UTF-8"?>

<xcap-diff xmlns="urn:ietf:params:xml:ns:xcap-diff"
    xcap-root="https://MissionCriticalOrg/MCO-12345/"
    <document sel="org.3gpp.mcptt.ue-config/users/user1@example.com/imei-90420156-025763-
        0/mcptt-ue-config.xml"
        new-etag="g8tyah7"
        previous-etag="g8tyah7">
    </document>
    <document sel="org.3gpp.mcptt.user-profile/users/user1@example.com/mcptt-user-profile-
        0.xml"
        new-etag="7hahsd"
        previous-etag="7hahsd">
    </document>
    <document sel="org.3gpp.mcptt.service-config/global/service-config.xml"
        new-etag="ffds66a"
        previous-etag="ffds66a">
    </document>
</xcap-diff>

```

The content of each document element contains a new-etag and a previous etag attribute with identical value and no list of instructions. This way it is indicated that this is the reference XML diff document. This documents has only the information about the etags and the document URI's covered by that subscription

8. SIP NOTIFY request (SIP core to CMC in MCPTT UE) - see example in table A.2.2-8

The SIP core forwards the SIP NOTIFY request to the CMC in the MCPTT UE.

Table A.2.2-8: SIP NOTIFY request (SIP core to CMC in MCPTT UE)

```

NOTIFY sip:[5555::aaa:bbb:ccc:ddd]:1357 SIP/2.0
Via: SIP/2.0/UDP pcscf1.home1.net;branch=240f34.1, SIP/2.0/UDP
    scscf1.home1.net;branch=z9hG4bK332b23.1, SIP/2.0/UDP
    cms1.example.com;branch=z9hG4bK240f34.1
Max-Forwards: 68
Record-Route: <sip:scscf1.home1.net;lr>, <sip:pcscf1.home1.net:7531;lr>
From:
To:
Call-ID:
P-Asserted-Service:
CSeq:
Subscription-State:
Event:
Contact:
Content-Length:

(...)

```

9. SIP 200 (OK) response (CMC in MCPTT UE to SIP core) - see example in table A.2.2-9


```
aXBTSiv5fAGN-ShDbPvHycBpjzKWXBvMIR5PaCg-9fwjELXZXdRwz8C6JbRM8aqzhd4CVhQ3-Arip-S9CKd0tu-
qhHfF2rvJDRlg8ZBiihdPH8mJs-qpTFep_1-kON3mL0_g54xVm1MwN0XQA
Content-Length: 0
```

14. HTTP 200 (OK) response (CMS to CMC in MCPTT UE) - see example in table A.2.2-14

After the CMS has performed the authorization check on the access token in the Authorization header field to ensure that the MCPTT user is allowed to fetch the MCPTT user profile configuration document, the CMS sends a HTTP 200 (OK) response to the CMC including the MCPTT user profile configuration document in the body of the response.

Table A.2.2-14: HTTP 200 (OK) response (CMS to CMC in MCPTT UE)

```
HTTP/1.1 200 OK
Etag: "7hahsd"
Content-Type: application/org.3gpp.mcptt.user-profile+xml; charset="utf-8"
Content-Length: (...)

<?xml version="1.0" encoding="UTF-8"?>

<mcptt-user-profile xmlns:cp="urn:ietf:params:xml:ns:common-policy" xmlns
="urn:3gpp:mcptt:user-profile:1.0" xmlns:xsi="http://www.w3.org/2001/XMLSchema-instance"
xsi:schemaLocation="urn:3gpp:mcptt:user-profile:1.0 mcptt-user-profile.xsd" XUI-
URI="sip:User2@example.com" user-profile-index="0">

  <Name xml:lang="en-GB">Default Duty Shift Profile of Officer 12345</Name>
  <Status>true</Status>
  <ProfileName xml:lang="en-GB">Default Duty Shift Profile of Officer 12345</ProfileName>
  <Pre-selected-indication/>
  <Common index="0">
    <UserAlias>
      <alias-entry index="0" xml:lang="en-GB">Officer 12345</alias-entry>
      <anyExt/>
    </UserAlias>
    <MCPTTUserID>
      <uri-entry>sip:user2@example.com</uri-entry>
      <display-name xml:lang="en-GB">User 2</display-name>
      <anyExt/>
    </MCPTTUserID>
    <PrivateCall>
      <PrivateCallList index="0">
        <PrivateCallURI index="0">
          <uri-entry>sip:user1@example.com</uri-entry>
          <display-name xml:lang="en-GB">User 1</display-name>
          <anyExt/>
        </PrivateCallURI>
        <PrivateCallURI index="1">
          <uri-entry>sip:user3@example.com</uri-entry>
          <display-name xml:lang="en-GB">User 3</display-name>
          <anyExt/>
        </PrivateCallURI>
        <PrivateCallURI index="2">
          <uri-entry>sip:user4@example.com</uri-entry>
          <display-name xml:lang="en-GB">User 4</display-name>
          <anyExt/>
        </PrivateCallURI>
        <PrivateCallProSeUser index="0">
          <DiscoveryGroupID>123abc87</DiscoveryGroupID>
          <User-Info-ID>1234afcd5521</User-Info-ID>
          <anyExt/>
        </PrivateCallProSeUser>
        <PrivateCallProSeUser index="1">
          <DiscoveryGroupID>123abd01</DiscoveryGroupID>
          <User-Info-ID>1234afcd4567</User-Info-ID>
          <anyExt/>
        </PrivateCallProSeUser>
        <PrivateCallProSeUser index="2">
          <DiscoveryGroupID>123abc84</DiscoveryGroupID>
          <User-Info-ID>1234afcd591f</User-Info-ID>
          <anyExt/>
        </PrivateCallProSeUser>
      </PrivateCallList>
      <anyExt>
        <PrivateCallKMSURI>
          <PrivateCallKMSURI>
            <uri-entry>https://KMS.example.com</uri-entry>
          </PrivateCallKMSURI>
        </anyExt>
      </PrivateCall>
  </Common>
</mcptt-user-profile>
```

```

        <anyExt />
      </PrivateCallKMSURI>
    </PrivateCallKMSURI>
  </anyExt>
</PrivateCallList>
<EmergencyCall>
  <MCPTTPrivateRecipient>
    <entry entry-info="UsePreConfigured" index="0">
      <uri-entry>sip:user1@example.com</uri-entry>
      <display-name>User 1</display-name>
      <anyExt />
    </entry>
    <ProSeUserID-entry index="0">
      <DiscoveryGroupID>123abc87</DiscoveryGroupID>
      <User-Info-ID>1234afcd5521</User-Info-ID>
      <anyExt />
    </ProSeUserID-entry>
    <anyExt />
  </MCPTTPrivateRecipient>
</EmergencyCall>
<anyExt />
</PrivateCall>
<MCPTT-group-call>
  <MaxSimultaneousCallsN6>3</MaxSimultaneousCallsN6>
  <EmergencyCall>
    <MCPTTGroupInitiation>
      <entry entry-info="DedicatedGroup" index="0">
        <uri-entry>sip:MCPTTGroupEmergency@example.com</uri-entry>
        <display-name>Emergency MCPTT Group</display-name>
        <anyExt />
      </entry>
    </MCPTTGroupInitiation>
  </EmergencyCall>
</ImminentPerilCall>
  <MCPTTGroupInitiation>
    <entry entry-info="DedicatedGroup" index="0">
      <uri-entry>sip:MCPTTGroupEmergency@example.com</uri-entry>
      <display-name>Emergency MCPTT Group</display-name>
      <anyExt />
    </entry>
  </MCPTTGroupInitiation>
  <anyExt />
</ImminentPerilCall>
<EmergencyAlert>
  <entry entry-info="UsePreConfigured" index="0">
    <uri-entry>sip:user1@example.com</uri-entry>
    <display-name>User 1</display-name>
    <anyExt />
  </entry>
  <anyExt />
</EmergencyAlert>
<Priority>56</Priority>
<anyExt />
</MCPTT-group-call>
<ParticipantType>First Responder</ParticipantType>
<MissionCriticalOrganization>Gotham PD</MissionCriticalOrganization>
<anyExt />
</Common>
<OnNetwork index="0">
  <MCPTTGroupInfo xml:lang="en-GB" index="0">
    <entry index="0">
      <uri-entry>sip:MCPTTGroup-A@example.com</uri-entry>
      <display-name xml:lang="en-GB">MCPTT Group A</display-name>
      <anyExt />
    </entry>
    <entry index="1">
      <uri-entry>sip:MCPTTGroup-B@example.com</uri-entry>
      <display-name xml:lang="en-GB">MCPTT Group B</display-name>
      <anyExt />
    </entry>
    <entry index="2">
      <uri-entry>sip:MCPTTGroup-C@example.com</uri-entry>
      <display-name xml:lang="en-GB">MCPTT Group C</display-name>
      <anyExt />
    </entry>
    <entry index="3">
      <uri-entry>sip:MCPTTGroup-D@example.com</uri-entry>
      <display-name xml:lang="en-GB">MCPTT Group D</display-name>

```

```

    <anyExt />
  </entry>
  <anyExt />
</MCPTTGroupInfo>
<MaxAffiliationsN2>3</MaxAffiliationsN2>
<ImplicitAffiliations xml:lang="en-GB" index="0">
  <entry index="0">
    <uri-entry>sip:MCPTTGroup-A@example.com</uri-entry>
    <display-name xml:lang="en-GB">MCPTT Group A</display-name>
    <anyExt />
  </entry>
  <entry index="1">
    <uri-entry>sip:MCPTTGroup-B@example.com</uri-entry>
    <display-name xml:lang="en-GB">MCPTT Group B</display-name>
    <anyExt />
  </entry>
  <anyExt />
</ImplicitAffiliations>
<MaxSimultaneousTransmissionsN7>1</MaxSimultaneousTransmissionsN7>
<PrivateEmergencyAlert>
  <entry entry-info="UsePreConfigured" index="0">
    <uri-entry>sip:user1@example.com</uri-entry>
    <display-name xml:lang="en-GB">User 1</display-name>
    <anyExt />
  </entry>
</PrivateEmergencyAlert>
<anyExt>
  <RemoteGroupSelectionURIList>
    <entry index="0">
      <uri-entry>sip:user3@example.com</uri-entry>
      <display-name xml:lang="en-GB">User 3</display-name>
      <anyExt />
    </entry>
    <anyExt />
  </RemoteGroupSelectionURIList>
  <GroupServerInfo>
    <GMS-Serv-Id index="0">
      <entry index="0">
        <uri-entry>https://GMS.example.com</uri-entry>
        <anyExt />
      </entry>
      <anyExt />
    </GMS-Serv-Id>
    <IDMS-token-endpoint index="0">
      <entry index="0">
        <uri-entry>https://IDMS.example.com</uri-entry>
        <anyExt />
      </entry>
      <anyExt />
    </IDMS-token-endpoint>
    <KMS-URI index="0">
      <entry index="0">
        <uri-entry>https://KMS.example.com</uri-entry>
        <anyExt />
      </entry>
      <anyExt />
    </KMS-URI>
    <anyExt />
  </GroupServerInfo>
</anyExt>
</OnNetwork>
<OffNetwork index="0">
  <MCPTTGroupInfo index="0">
    <entry entry-info="DedicatedGroup" index="0">
      <uri-entry>sip:MCPTTGroup-A@example.com</uri-entry>
      <display-name xml:lang="en-GB">MCPTT Group A</display-name>
      <anyExt />
    </entry>
    <entry entry-info="DedicatedGroup" index="1">
      <uri-entry>sip:MCPTTGroup-B@example.com</uri-entry>
      <display-name xml:lang="en-GB">MCPTT Group B</display-name>
      <anyExt />
    </entry>
  </MCPTTGroupInfo>
  <User-Info-ID>5ff37ab2c103</User-Info-ID>
  <anyExt>
    <OffNetworkGroupServerInfo>
      <GMS-Serv-Id index="0">

```

```

    <entry index="0">
      <uri-entry>https://GMS.example.com</uri-entry>
      <anyExt/>
    </entry>
  </GMS-Serv-Id>
  <IDMS-token-endpoint index="0">
    <entry index="0">
      <uri-entry>https://IDMS.example.com</uri-entry>
      <anyExt/>
    </entry>
  </IDMS-token-endpoint>
  <KMS-URI index="0">
    <entry index="0">
      <uri-entry>https://KMS.example.com</uri-entry>
      <anyExt/>
    </entry>
  </KMS-URI>
  <anyExt/>
  </OffNetworkGroupServerInfo>
</anyExt>
</OffNetwork>
<cp:ruleset>
  <cp:rule id="f3g44r0">
    <cp:conditions>
      <identity>
        <one id="sip:user2@example.com"/>
      </identity>
    </cp:conditions>
    <cp:actions>
      <allow-presence-status>false</allow-presence-status>
      <allow-request-presence>false</allow-request-presence>
      <allow-query-availability-for-private-calls>false</allow-query-availability-for-
private-calls>
      <allow-enable-disable-user>false</allow-enable-disable-user>
      <allow-enable-disable-UE>false</allow-enable-disable-UE>
      <allow-create-delete-user-alias>false</allow-create-delete-user-alias>
      <allow-private-call>true</allow-private-call>
      <allow-manual-commencement>true</allow-manual-commencement>
      <allow-automatic-commencement>true</allow-automatic-commencement>
      <allow-force-auto-answer>false</allow-force-auto-answer>
      <allow-failure-restriction>false</allow-failure-restriction>
      <allow-emergency-group-call>true</allow-emergency-group-call>
      <allow-emergency-private-call>true</allow-emergency-private-call>
      <allow-cancel-group-emergency>true</allow-cancel-group-emergency>
      <allow-cancel-private-emergency-call>true</allow-cancel-private-emergency-call>
      <allow-imminent-peril-call>true</allow-imminent-peril-call>
      <allow-cancel-imminent-peril>true</allow-cancel-imminent-peril>
      <allow-activate-emergency-alert>true</allow-activate-emergency-alert>
      <allow-cancel-emergency-alert>true</allow-cancel-emergency-alert>
      <allow-offnetwork>true</allow-offnetwork>
      <allow-imminent-peril-change>true</allow-imminent-peril-change>
      <allow-private-call-media-protection>true</allow-private-call-media-protection>
      <allow-private-call-floor-control-protection>true</allow-private-call-floor-control-
protection>
      <allow-request-affiliated-groups>true</allow-request-affiliated-groups>
      <allow-request-to-affiliate-other-users>false</allow-request-to-affiliate-other-users>
      <allow-recommend-to-affiliate-other-users>false</allow-recommend-to-affiliate-other-
users>
      <allow-private-call-to-any-user>false</allow-private-call-to-any-user>
      <allow-regroup>true</allow-regroup>
      <allow-private-call-participation>true</allow-private-call-participation>
      <allow-override-of-transmission>false</allow-override-of-transmission>
      <allow-listen-both-overriding-and-overridden>false</allow-listen-both-overriding-and-
overridden>
      <allow-transmit-during-override>false</allow-transmit-during-override>
      <allow-off-network-group-call-change-to-emergency>true</allow-off-network-group-call-
change-to-emergency>
      <allow-revoke-transmit>false</allow-revoke-transmit>
      <allow-create-group-broadcast-group>false</allow-create-group-broadcast-group>
      <allow-create-user-broadcast-group>false</allow-create-user-broadcast-group>
      <anyExt>
        <allow-request-private-call-call-back>false</allow-request-private-call-call-back>
        <allow-cancel-private-call-call-back>false</allow-cancel-private-call-call-back>
        <allow-request-remote-initiated-ambient-listening>false</allow-request-remote-
initiated-ambient-listening>
      </anyExt>
    </cp:actions>
  </cp:rule>
</cp:ruleset>

```



```
</private-call>
<num-levels-priority-hierarchy>6</num-levels-priority-hierarchy>
<transmit-time>
  <time-limit>PT13S</time-limit>
  <time-warning>PT1300S</time-warning>
</transmit-time>
<hang-time-warning>PT8S</hang-time-warning>
<default-prose-per-packet-priority>
  <mcptt-private-call-signalling>4</mcptt-private-call-signalling>
  <mcptt-private-call-media>3</mcptt-private-call-media>
  <mcptt-emergency-private-call-signalling>7</mcptt-emergency-private-call-signalling>
  <mcptt-emergency-private-call-media>6</mcptt-emergency-private-call-media>
</default-prose-per-packet-priority>
<allow-log-metadata>true</allow-log-metadata>
<anyExt/>
</off-network>
</service-configuration-params>
<anyExt/>
</service-configuration-info>
```

A.2.3 MCPTT server subscribing to and obtaining MCPTT service configuration document

Figure A.2.3-1 shows a flow for the MCPTT server subscribing to and obtaining the MCPTT service configuration document

The hostname of CMS-1 is cms1.example.com.

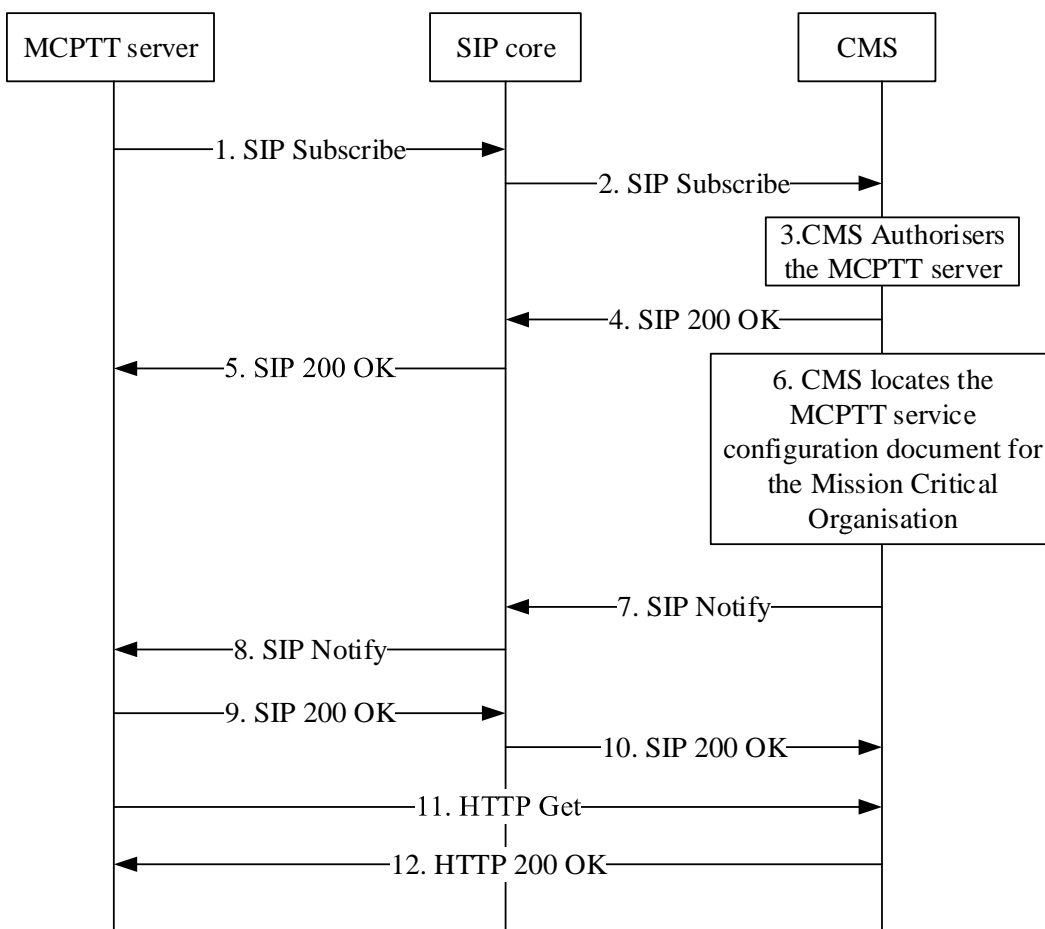


Figure A.2.3-1: MCPTT server subscribing to and obtaining the MCPTT service configuration document

Figure A.2.3-1 shows a MCPTT server subscribing to and obtaining the MCPTT service configuration document. The details of the flow are as follows:

1. SIP SUBSCRIBE request (MCPTT server to SIP Core) – see example in table A.2.3-1

A MCPTT server needs to obtain and get a notification when the service configuration document of a hosted mission critical organisation are modified. In order to initiate a subscription to XCAP document changes in the CMS, the MCPTT server generates a SIP SUBSCRIBE request indicating support for "xcap-diff", together with "message/external-body".

Table A.2.3-1: SIP SUBSCRIBE request (CMC in MCPTT UE to SIP core)

```
SUBSCRIBE sip:MissionCriticalOrg.MCO-12345@cms1.example.net;aid=org.3gpp.mcptt.service-config
SIP/2.0
Via: SIP/2.0/UDP McpttServer1.home1.net;branch=z9hG4bKehuefdam
Max-Forwards: 70
Route: <sip:orig@scscf1.home1.net;lr>
P-Asserted-Identity: <sip:McpttServer1.home1.net>
Privacy: none
From: <sip:McpttServer1.home1.net>;tag=31415
To: <sip:cms1.example.net>
Call-ID: b89rjhnedlrfjflslj40a222
CSeq: 123 SUBSCRIBE
P-Asserted-Service:urn:urn-7:3gpp-service.ims.icsi.mcptt
Event: xcap-diff;diff-processing=aggregate
Expires: 7200
Accept: application/xcap-diff+xml, message/external-body
Contact: <sip:McpttServer1.home1.net;gr>;+g.3gpp.icsi-ref="urn:urn-7:3gpp-
service.ims.icsi.mcptt"
Content-Length: 0
```

Request-URI: The XCAP-URI for the service configuration document based on the CMS XCAP root URI configured in the MCPTT server at the public service identity of CMS-1 (sip: MissionCriticalOrg.MCO-12345@cms1.example.net).

Event: This header field is populated with the value "xcap-diff" to specify the use of the xcap-diff package to get notified of changes to XCAP configuration management documents.

Accept: This header field is populated with the value "application/xcap-diff+xml" indicating that the MCPTT UE supports the XCAP-diff MIME type and also the value "message/external-body" indicating that the MCPTT server supports content indirection (to avoid XCAP content that contains sensitive information being included in a SIP NOTIFY request).

To: Same as the Request-URI.

2. SIP SUBSCRIBE request (SIP core to CMS) - see example in table A.2.3-2

The SIP core forwards the SIP SUBSCRIBE request to the CMS.

Table A.2.3-2 SIP SUBSCRIBE request (SIP core to CMS)

```
SUBSCRIBE sip:MissionCriticalOrg.MCO-12345@cms1.example.net SIP/2.0
Via: SIP/2.0/UDP scscf1.home1.net;branch=z9hG4bK344a65.1, SIP/2.0/UDP
McpttServer1.home1.net;branch=z9hG4bKehuefdam
Max-Forwards: 69
P-Asserted-Identity:
Privacy:
Record-Route: <sip:scscf1.home1.net;lr>,
Route: <sip:cms1.home1.net;lr>, <sip:scscf1.home1.net;lr>
From:
To:
Call-ID:
CSeq:
P-Asserted-Service:
Event:
Supported:
Expires:
Accept:
Contact:
Content-Length:
```

3. Authorization

The CMS performs authorization of the MCPTT server based on the P-Asserted-Identity header field of the SIP SUBSCRIBE request to ensure that MCPTT server is authorized to subscribe to MCPTT service configuration document changes.

- In this example authorisation is successful, so the CMS sends a SIP 200 (OK) response to the SIP core.

4. SIP 200 (OK) response (CMS to SIP core) - see example in table A.2.3-4

The CMS sends a SIP 200(OK) response to the SIP core.

Table A.2.3-4: SIP 200 (OK) response (CMS to SIP core)

```
SIP/2.0 200 OK
Via: SIP/2.0/UDP scscf1.home1.net;branch=z9hG4bK344a65.1, SIP/2.0/UDP
    McpttServer1.home1.net;branch=z9hG4bKehuefdam
Record-Route:
From:
To: <sip:cms1.example.com;tag=151170>
Call-ID:
CSeq:
Expires:
Contact: <sip:cms1.example.com;gr>
Content-Length: 0
```

5. SIP 200 (OK) response (S-CSCF to MCPTT server) - see example in table A.2.3-5

The SIP core forwards the SIP 200(OK) response to the CMC in the MCPTT UE.

Table A.2.3-5: SIP 200 (OK) response (SIP core to MCPTT server)

```
SIP/2.0 200 OK
Via: SIP/2.0/UDP McpttServer1.home1.net;branch=z9hG4bKehuefdam
Record-Route: <sip:scscf1.home1.net;lr>
From:
To:
Call-ID:
CSeq:
Expires:
Contact:
Content-Length:
```

6. Obtaining the MCPTT service configuration document

The CMS obtains the MCPTT service configuration document for the Mission Critical organisation based on the Request-URI. The CMS generates a MCPTT service configuration document containing the <common> and <on-network> elements and mints an XCAP URI for the generated MCPTT service configuration document.

7. SIP NOTIFY request (CMS to SIP core) – see example in table A.2.3-7

The CMS generates a SIP NOTIFY request including the xcap-diff document as a result of the SIP SUBSCRIBE request. As this is the initial SIP NOTIFY it contains only the new-etag, a previous etag and sel attributes for the MCPTT service configuration document.

Table A.2.3-7 SIP NOTIFY request (CMS to SIP core)

```

NOTIFY sip:McpttServer1.homel.net;gr SIP/2.0
Via: SIP/2.0/UDP cms1.example.com;branch=z9hG4bK240f34.1
Max-Forwards: 70
Route: sip:scscf1.homel.net;lr
From: <sip:cms1.example.com>;tag=151170
To: <sip:McpttServer1.homel.com;gr>;tag=31415
Call-ID: b89rjhnedlrfjflslj40a222
CSeq: 89 NOTIFY
P-Asserted-Service:urn:urn-7:3gpp-service.ims.icsi.mcptt
Subscription-State: active;expires=7200
Event: xcap-diff
Contact: <sip:cms1.example.net;gr>
Content-Type: application/xcap-diff+xml;charset="UTF-8"
Content-Length: (..)

<?xml version="1.0" encoding="UTF-8"?>
<xcap-diff xmlns="urn:ietf:params:xml:ns:xcap-diff">
  <document sel="service-coinfig.xml"
    new-etag="ffds66a"
    previous-etag="ffds66a">
  </document>
</xcap-diff>

```

The content of the document element contains a new-etag and a previous etag attribute with identical value and no list of instructions. This way it is indicated that this is the reference XML diff document. This document has only the information about the etags and the document URI's covered by that subscription

8. SIP NOTIFY request (SIP core to MCPTT server) - see example in table A.2.3-8

The SIP core forwards the SIP NOTIFY request to the MCPTT server.

Table A.2.3-8: SIP NOTIFY request (SIP core to MCPTT server)

```

NOTIFY sip:McpttServer1.homel.net;gr SIP/2.0
Via: SIP/2.0/UDP scscf1.homel.net;branch=240f34.1, SIP/2.0/UDP McpttServer1.homel.net
Max-Forwards: 69
Record-Route: <sip:scscf1.homel.net;lr>
From:
To:
Call-ID:
P-Asserted-Service:
CSeq:
Subscription-State:
Event:
Contact:
Content-Length:

(...)

```

9. SIP 200 (OK) response (MCPTT server to SIP core) - see example in table A.2.3-9

The MCPTT server acknowledges the SIP NOTIFY request with a SIP 200 (OK) response to the SIP core.

Table A.2.3-9: SIP 200 (OK) response (MCPTT server to SIP core)

```

SIP/2.0 200 OK
Via: SIP/2.0/UDP scscf1.homel.net;branch=z9hG4bK332b23.1, SIP/2.0/UDP
  cms1.example.com;branch=z9hG4bK240f34.1
From:
To:
Call-ID:
CSeq:
Content-Length: 0

```

10. SIP 200 (OK) response (SIP core to CMS) - see example in table A.2.3-10

The SIP core forwards the SIP 200(OK) response to the CMS.

Table A.2.3-10: SIP 200 (OK) response (SIP core to CMS)

```
SIP/2.0 200 OK
Via: SIP/2.0/UDP cms1.example.com;branch=z9hG4bK240f34.1
From:
To:
Call-ID:
CSeq:
Content-Length:
```

11. HTTP GET request (MCPTT server to CMS) – see example in table A.23-11

The MCPTT server obtains the MCPTT service configuration document by generating an HTTP GET request using the XCAP URI from the sel attribute of the <document> element in the SIP NOTIFY request.

Table A.2.3-11: HTTP GET request (MCPTT server to CMS)

```
GET https://MissionCriticalOrg/MCO-12345/service-coinfig.xml HTTP/1.1
Host: cms1.example.com
X-3GPP-Asserted-Identity: cms1.example.com
Content-Length: 0
```

12. HTTP GET request (MCPTT server to CMS) – see example in table A.2.3-12

After the CMS has authenticated the MCPTT server based on the X-3GPP-Asserted-Identity header field to ensure that the MCPTT server is allowed to fetch the MCPTT service configuration document, the CMS sends a HTTP 200 (OK) response to the CMC including the MCPTT service configuration document in the body of the response.

Table A.2.3-12: HTTP 200 (OK) response (CMS to MCPTT server)

```
HTTP/1.1 200 OK
Etag: "ffds66a"
Content-Type: application/org.3gpp.mcptt-service-config+xml; charset="utf-8"
Content-Length: (...)

<?xml version="1.0" encoding="UTF-8"?>

<service-configuration-info xmlns="urn:3gpp:ns:mcpttServiceConfig:1.0"
xmlns:xsi="http://www.w3.org/2001/XMLSchema-instance" xsi:schemaLocation="Servconf.xsd">
  <service-configuration-params domain="example.com">
    <common>
      <min-length-alias>12</min-length-alias>
      <broadcast-group>
        <num-levels-group-hierarchy>6</num-levels-group-hierarchy>
        <num-levels-user-hierarchy>6</num-levels-user-hierarchy>
        <anyExt />
      </broadcast-group>
      <anyExt />
    </common>
    <on-network>
      <emergency-call>
        <private-cancel-timeout>PT13S</private-cancel-timeout>
        <group-time-limit>PT1300S</group-time-limit>
        <anyExt />
      </emergency-call>
      <private-call>
        <hang-time>PT13S</hang-time>
        <max-duration-with-floor-control>PT1300S</max-duration-with-floor-control>
        <max-duration-without-floor-control>PT1300S</max-duration-without-floor-control>
        <anyExt />
      </private-call>
      <num-levels-priority-hierarchy>6</num-levels-priority-hierarchy>
      <transmit-time>
        <time-limit>PT13S</time-limit>
        <time-warning>PT1300S</time-warning>
        <anyExt />
      </transmit-time>
      <hang-time-warning>PT8S</hang-time-warning>
      <floor-control-queue>
        <depth>4</depth>
```

```

    <max-user-request-time>PT30S</max-user-request-time>
    <anyExt />
  </floor-control-queue>
  <fc-timers-counters>
    <T1-end-of-rtp-media>PT4S</T1-end-of-rtp-media>
    <T3-stop-talking-grace>PT3S</T3-stop-talking-grace>
    <T7-floor-idle>PT4S</T7-floor-idle>
    <T8-floor-revoke>PT1S</T8-floor-revoke>
    <T11-end-of-RTP-dual>PT4S</T11-end-of-RTP-dual>
    <T12-stop-talking-dual>PT30S</T12-stop-talking-dual>
    <T15-conversation>PT30S</T15-conversation>
    <T16-map-group-to-bearer>PT0.5S</T16-map-group-to-bearer>
    <T17-unmap-group-to-bearer>PT0.2S</T17-unmap-group-to-bearer>
    <T20-floor-granted>PT1S</T20-floor-granted>
    <T25-mbs-conversation>PT30S</T15-conversation>
    <T26-map-group-to-session-stream>PT0.5S</T16-map-group-to-session-stream>
    <T27-unmap-group-from-session-stream>PT0.2S</T17-unmap-group-from-session-stream>
    <T55-connect>PT2S</T55-connect>
    <T56-disconnect>PT2S</T56-disconnect>
    <C7-floor-idle>10</C7-floor-idle>
    <C17-unmap-group-to-bearer>3</C17-unmap-group-to-bearer>
    <C20-floor-granted>3</C20-floor-granted>
    <C27-unmap-group-from-session-stream>3</C17-unmap-group-from-session-stream>
    <C55-connect>3</C55-connect>
    <C56-disconnect>3</C56-disconnect>
    <anyExt />
  </fc-timers-counters>
  <signalling-protection>
    <confidentiality-protection>true</confidentiality-protection>
    <integrity-protection>true</integrity-protection>
    <anyExt />
  </signalling-protection>
  <protection-between-mcptt-servers>
    <allow-signalling-protection>true</allow-signalling-protection>
    <allow-floor-control-protection>true</allow-floor-control-protection>
    <anyExt />
  </protection-between-mcptt-servers>
  <emergency-resource-priority>
    <resource-priority-namespace>"mcpttq.12"</resource-priority-namespace>
    <resource-priority-priority>"mcpttq.12"</resource-priority-priority>
    <anyExt />
  </emergency-resource-priority>
  <imminent-peril-resource-priority>
    <resource-priority-namespace>"mcpttq.10"</resource-priority-namespace>
    <resource-priority-priority>"mcpttq.10"</resource-priority-priority>
    <anyExt />
  </imminent-peril-resource-priority>
  <normal-resource-priority>
    <resource-priority-namespace>"mcpttq.7"</resource-priority-namespace>
    <resource-priority-priority>"mcpttq.7"</resource-priority-priority>
    <anyExt />
  </normal-resource-priority>
  <anyExt />
</on-network>
<anyExt />
</service-configuration-params>
<anyExt />
</service-configuration-info>

```

Annex B (informative): IANA registration templates

B.1 IANA registration templates for MIME types

B.1.1 application/vnd.3gpp.mcptt-ue-init-config+xml IANA registration template

Your Name:

<MCC name>

Your Email Address:

<MCC email address>

Media Type Name:

application

Subtype name:

vnd.3gpp.mcptt-ue-init-config+xml

Required parameters:

None

Optional parameters:

"charset" the parameter has identical semantics to the charset parameter of the "application/xml" media type as specified in section 9.1 of IETF RFC 7303.

Encoding considerations:

binary.

Security considerations:

Same as general security considerations for application/xml media type as specified in section 9.1 of IETF RFC 7303.

The information transported in this media type does not include active or executable content.

Mechanisms for privacy and integrity protection of protocol parameters exist.

This media type does not include provisions for directives that institute actions on a recipient's files or other resources.

This media type does not include provisions for directives that institute actions that, while not directly harmful to the recipient, may result in disclosure of information that either facilitates a subsequent attack or else violates a recipient's privacy in any way.

This media type does not employ compression.

Interoperability considerations:

Same as general interoperability considerations for application/xml media type as specified in section 9.1 of IETF RFC 7303. Any unknown XML elements and any unknown XML attributes are to be ignored by recipient of the MIME body.

Published specification:

3GPP TS 24.484 "Mission Critical Services (MCS) configuration management; Protocol specification" version 13.3.0, available via <http://www.3gpp.org/specs/numbering.htm>.

Applications which use this media type:

Applications supporting the MCPTT UE initial configuration document as described in the published specification.

Fragment identifier considerations:

The handling in section 5 of IETF RFC 7303 applies.

Restrictions on usage:

None

Provisional registration? (standards tree only):

N/A

Additional information:

1. Deprecated alias names for this type: none
2. Magic number(s): none
3. File extension(s): none
4. Macintosh File Type Code(s): none
5. Object Identifier(s) or OID(s): none

Intended usage:

Common

Person to contact for further information:

- Name: <MCC name>
- Email: <MCC email address>
- Author/Change controller:
 - i) Author: 3GPP CT1 Working Group/3GPP_TSG_CT_WG1@LIST.ETSI.ORG
 - ii) Change controller: <MCC name>/<MCC email address>

B.1.2 application/vnd.3gpp.mcptt-ue-config+xml IANA registration template

Your Name:

<MCC name>

Your Email Address:

<MCC email address>

Media Type Name:

application

Subtype name:

vnd.3gpp.mcptt-ue-config+xml

Required parameters:

None

Optional parameters:

"charset" the parameter has identical semantics to the charset parameter of the "application/xml" media type as specified in section 9.1 of IETF RFC 7303.

Encoding considerations:

binary.

Security considerations:

Same as general security considerations for application/xml media type as specified in section 9.1 of IETF RFC 7303.

The information transported in this media type does not include active or executable content.

Mechanisms for privacy and integrity protection of protocol parameters exist.

This media type does not include provisions for directives that institute actions on a recipient's files or other resources.

This media type does not include provisions for directives that institute actions that, while not directly harmful to the recipient, may result in disclosure of information that either facilitates a subsequent attack or else violates a recipient's privacy in any way.

This media type does not employ compression.

Interoperability considerations:

Same as general interoperability considerations for application/xml media type as specified in section 9.1 of IETF RFC 7303. Any unknown XML elements and any unknown XML attributes are to be ignored by recipient of the MIME body.

Published specification:

3GPP TS 24.484 "Mission Critical Services (MCS) configuration management; Protocol specification" version 13.3.0, available via <http://www.3gpp.org/specs/numbering.htm>.

Applications which use this media type:

Applications supporting the MCPTT UE configuration document as described in the published specification.

Fragment identifier considerations:

The handling in section 5 of IETF RFC 7303 applies.

Restrictions on usage:

None

Provisional registration? (standards tree only):

N/A

Additional information:

1. Deprecated alias names for this type: none
2. Magic number(s): none
3. File extension(s): none
4. Macintosh File Type Code(s): none
5. Object Identifier(s) or OID(s): none

Intended usage:

Common

Person to contact for further information:

- Name: <MCC name>
- Email: <MCC email address>
- Author/Change controller:
 - i) Author: 3GPP CT1 Working Group/3GPP_TSG_CT_WG1@LIST.ETSI.ORG
 - ii) Change controller: <MCC name>/<MCC email address>

B.1.3 application/vnd.3gpp.mcptt-user-profile+xml IANA registration template

Your Name:

<MCC name>

Your Email Address:

<MCC email address>

Media Type Name:

application

Subtype name:

vnd.3gpp.mcptt-user-profile+xml

Required parameters:

None

Optional parameters:

"charset" the parameter has identical semantics to the charset parameter of the "application/xml" media type as specified in section 9.1 of IETF RFC 7303.

Encoding considerations:

binary.

Security considerations:

Same as general security considerations for application/xml media type as specified in section 9.1 of IETF RFC 7303.

The information transported in this media type does not include active or executable content.

Mechanisms for privacy and integrity protection of protocol parameters exist.

This media type does not include provisions for directives that institute actions on a recipient's files or other resources.

This media type does not include provisions for directives that institute actions that, while not directly harmful to the recipient, may result in disclosure of information that either facilitates a subsequent attack or else violates a recipient's privacy in any way.

This media type does not employ compression.

Interoperability considerations:

Same as general interoperability considerations for application/xml media type as specified in section 9.1 of IETF RFC 7303. Any unknown XML elements and any unknown XML attributes are to be ignored by recipient of the MIME body.

Published specification:

3GPP TS 24.484 "Mission Critical Services (MCS) configuration management; Protocol specification" version 13.3.0, available via <http://www.3gpp.org/specs/numbering.htm>.

Applications which use this media type:

Applications supporting the MCPTT user profile configuration document as described in the published specification.

Fragment identifier considerations:

The handling in section 5 of IETF RFC 7303 applies.

Restrictions on usage:

None

Provisional registration? (standards tree only):

N/A

Additional information:

1. Deprecated alias names for this type: none
2. Magic number(s): none
3. File extension(s): none
4. Macintosh File Type Code(s): none
5. Object Identifier(s) or OID(s): none

Intended usage:

Common

Person to contact for further information:

- Name: <MCC name>
- Email: <MCC email address>
- Author/Change controller:
 - i) Author: 3GPP CT1 Working Group/3GPP_TSG_CT_WG1@LIST.ETSI.ORG
 - ii) Change controller: <MCC name>/<MCC email address>

B.1.4 application/vnd.3gpp.mcptt-service-config+xml IANA registration template

Your Name:

<MCC name>

Your Email Address:

<MCC email address>

Media Type Name:

application

Subtype name:

vnd.3gpp.mcptt-service-config+xml

Required parameters:

None

Optional parameters:

"charset" the parameter has identical semantics to the charset parameter of the "application/xml" media type as specified in section 9.1 of IETF RFC 7303.

Encoding considerations:

binary.

Security considerations:

Same as general security considerations for application/xml media type as specified in section 9.1 of IETF RFC 7303.

The information transported in this media type does not include active or executable content.

Mechanisms for privacy and integrity protection of protocol parameters exist.

This media type does not include provisions for directives that institute actions on a recipient's files or other resources.

This media type does not include provisions for directives that institute actions that, while not directly harmful to the recipient, may result in disclosure of information that either facilitates a subsequent attack or else violates a recipient's privacy in any way.

This media type does not employ compression.

Interoperability considerations:

Same as general interoperability considerations for application/xml media type as specified in section 9.1 of IETF RFC 7303. Any unknown XML elements and any unknown XML attributes are to be ignored by recipient of the MIME body.

Published specification:

3GPP TS 24.484 "Mission Critical Services (MCS) configuration management; Protocol specification" version 13.3.0, available via <http://www.3gpp.org/specs/numbering.htm>.

Applications which use this media type:

Applications supporting the MCPTT service configuration document as described in the published specification.

Fragment identifier considerations:

The handling in section 5 of IETF RFC 7303 applies.

Restrictions on usage:

None

Provisional registration? (standards tree only):

N/A

Additional information:

1. Deprecated alias names for this type: none
2. Magic number(s): none

3. File extension(s): none
4. Macintosh File Type Code(s): none
5. Object Identifier(s) or OID(s): none

Intended usage:

Common

Person to contact for further information:

- Name: <MCC name>
- Email: <MCC email address>
- Author/Change controller:
 - i) Author: 3GPP CT1 Working Group/3GPP_TSG_CT_WG1@LIST.ETSI.ORG
 - ii) Change controller: <MCC name>/<MCC email address>

B.1.5 application/vnd.3gpp.mcdata-service-config+xml IANA registration template

Your Name:

<MCC name>

Your Email Address:

<MCC email address>

Media Type Name:

application

Subtype name:

vnd.3gpp.mcdata-service-config+xml

Required parameters:

None

Optional parameters:

"charset" the parameter has identical semantics to the charset parameter of the "application/xml" media type as specified in section 9.1 of IETF RFC 7303.

Encoding considerations:

binary.

Security considerations:

Same as general security considerations for application/xml media type as specified in section 9.1 of IETF RFC 7303.

The information transported in this media type does not include active or executable content.

Mechanisms for privacy and integrity protection of protocol parameters exist.

This media type does not include provisions for directives that institute actions on a recipient's files or other resources.

This media type does not include provisions for directives that institute actions that, while not directly harmful to the recipient, may result in disclosure of information that either facilitates a subsequent attack or else violates a recipient's privacy in any way.

This media type does not employ compression.

Interoperability considerations:

Same as general interoperability considerations for application/xml media type as specified in section 9.1 of IETF RFC 7303. Any unknown XML elements and any unknown XML attributes are to be ignored by recipient of the MIME body.

Published specification:

3GPP TS 24.484 "Mission Critical Services (MCS) configuration management; Protocol specification", available via <http://www.3gpp.org/specs/numbering.htm>.

Application Usage:

Applications supporting the MCDATA service configuration document as described in the published specification.

Fragment identifier considerations:

The handling in section 5 of IETF RFC 7303 applies.

Restrictions on usage:

None

Provisional registration? (standards tree only):

N/A

Additional information:

1. Deprecated alias names for this type: none
2. Magic number(s): none
3. File extension(s): none
4. Macintosh File Type Code(s): none
5. Object Identifier(s) or OID(s): none

Intended usage:

Common

Person to contact for further information:

- Name: <MCC name>
- Email: <MCC email address>
- Author/Change controller:
 - i) Author: 3GPP CT1 Working Group/3GPP_TSG_CT_WG1@LIST.ETSI.ORG
 - ii) Change controller: <MCC name>/<MCC email address>

B.1.6 application/vnd.3gpp.mcvideo-service-config+xml IANA registration template

Your Name:

<MCC name>

Your Email Address:

<MCC email address>

Media Type Name:

application

Subtype name:

vnd.3gpp.mcvideo-service-config+xml

Required parameters:

None

Optional parameters:

"charset" the parameter has identical semantics to the charset parameter of the "application/xml" media type as specified in section 9.1 of IETF RFC 7303.

Encoding considerations:

binary.

Security considerations:

Same as general security considerations for application/xml media type as specified in section 9.1 of IETF RFC 7303.

The information transported in this media type does not include active or executable content.

Mechanisms for privacy and integrity protection of protocol parameters exist.

This media type does not include provisions for directives that institute actions on a recipient's files or other resources.

This media type does not include provisions for directives that institute actions that, while not directly harmful to the recipient, may result in disclosure of information that either facilitates a subsequent attack or else violates a recipient's privacy in any way.

This media type does not employ compression.

Interoperability considerations:

Same as general interoperability considerations for application/xml media type as specified in section 9.1 of IETF RFC 7303. Any unknown XML elements and any unknown XML attributes are to be ignored by recipient of the MIME body.

Published specification:

3GPP TS 24.484 "Mission Critical Services (MCS) configuration management; Protocol specification", available via <http://www.3gpp.org/specs/numbering.htm>.

Application Usage:

Applications supporting the MCVideo service configuration document as described in the published specification.

Fragment identifier considerations:

The handling in section 5 of IETF RFC 7303 applies.

Restrictions on usage:

None

Provisional registration? (standards tree only):

N/A

Additional information:

1. Deprecated alias names for this type: none
2. Magic number(s): none
3. File extension(s): none
4. Macintosh File Type Code(s): none
5. Object Identifier(s) or OID(s): none

Intended usage:

Common

Person to contact for further information:

- Name: <MCC name>
- Email: <MCC email address>
- Author/Change controller:
 - i) Author: 3GPP CT1 Working Group/3GPP_TSG_CT_WG1@LIST.ETSI.ORG
 - ii) Change controller: <MCC name>/<MCC email address>

B.1.7 application/vnd.3gpp.mcvideo-ue-config+xml IANA registration template

Your Name:

<MCC name>

Your Email Address:

<MCC email address>

Media Type Name:

application

Subtype name:

vnd.3gpp.mcvideo-ue-config+xml

Required parameters:

None

Optional parameters:

"charset" the parameter has identical semantics to the charset parameter of the "application/xml" media type as specified in section 9.1 of IETF RFC 7303.

Encoding considerations:

binary.

Security considerations:

Same as general security considerations for application/xml media type as specified in section 9.1 of IETF RFC 7303.

The information transported in this media type does not include active or executable content.

Mechanisms for privacy and integrity protection of protocol parameters exist.

This media type does not include provisions for directives that institute actions on a recipient's files or other resources.

This media type does not include provisions for directives that institute actions that, while not directly harmful to the recipient, may result in disclosure of information that either facilitates a subsequent attack or else violates a recipient's privacy in any way.

This media type does not employ compression.

Interoperability considerations:

Same as general interoperability considerations for application/xml media type as specified in section 9.1 of IETF RFC 7303. Any unknown XML elements and any unknown XML attributes are to be ignored by recipient of the MIME body.

Published specification:

3GPP TS 24.484 "Mission Critical Services (MCS) configuration management; Protocol specification", available via <http://www.3gpp.org/specs/numbering.htm>.

Applications which use this media type:

Applications supporting the MCVideo UE configuration document as described in the published specification.

Fragment identifier considerations:

The handling in section 5 of IETF RFC 7303 applies.

Restrictions on usage:

None

Provisional registration? (standards tree only):

N/A

Additional information:

1. Deprecated alias names for this type: none
2. Magic number(s): none
3. File extension(s): none
4. Macintosh File Type Code(s): none
5. Object Identifier(s) or OID(s): none

Intended usage:

Common

Person to contact for further information:

- Name: <MCC name>
- Email: <MCC email address>
- Author/Change controller:
 - i) Author: 3GPP CT1 Working Group/3GPP_TSG_CT_WG1@LIST.ETSI.ORG
 - ii) Change controller: <MCC name>/<MCC email address>

B.1.8 application/vnd.3gpp.mcvideo-user-profile+xml IANA registration template

Your Name:

<MCC name>

Your Email Address:

<MCC email address>

Media Type Name:

application

Subtype name:

vnd.3gpp.mcvideo-user-profile+xml

Required parameters:

None

Optional parameters:

"charset" the parameter has identical semantics to the charset parameter of the "application/xml" media type as specified in section 9.1 of IETF RFC 7303.

Encoding considerations:

binary.

Security considerations:

Same as general security considerations for application/xml media type as specified in section 9.1 of IETF RFC 7303.

The information transported in this media type does not include active or executable content.

Mechanisms for privacy and integrity protection of protocol parameters exist.

This media type does not include provisions for directives that institute actions on a recipient's files or other resources.

This media type does not include provisions for directives that institute actions that, while not directly harmful to the recipient, may result in disclosure of information that either facilitates a subsequent attack or else violates a recipient's privacy in any way.

This media type does not employ compression.

Interoperability considerations:

Same as general interoperability considerations for application/xml media type as specified in section 9.1 of IETF RFC 7303. Any unknown XML elements and any unknown XML attributes are to be ignored by recipient of the MIME body.

Published specification:

3GPP TS 24.484 "Mission Critical Services (MCS) configuration management; Protocol specification", available via <http://www.3gpp.org/specs/numbering.htm>.

Applications which use this media type:

Applications supporting the MCVideo User Profile configuration document as described in the published specification.

Fragment identifier considerations:

The handling in section 5 of IETF RFC 7303 applies.

Restrictions on usage:

None

Provisional registration? (standards tree only):

N/A

Additional information:

1. Deprecated alias names for this type: none
2. Magic number(s): none
3. File extension(s): none
4. Macintosh File Type Code(s): none
5. Object Identifier(s) or OID(s): none

Intended usage:

Common

Person to contact for further information:

- Name: <MCC name>
- Email: <MCC email address>
- Author/Change controller:
 - i) Author: 3GPP CT1 Working Group/3GPP_TSG_CT_WG1@LIST.ETSI.ORG
 - ii) Change controller: <MCC name>/<MCC email address>

B.1.9 application/vnd.3gpp.mcdata-ue-config+xml IANA registration template

Your Name:

<MCC name>

Your Email Address:

<MCC email address>

Media Type Name:

application

Subtype name:

vnd.3gpp.mcdata-ue-config+xml

Required parameters:

None

Optional parameters:

"charset" the parameter has identical semantics to the charset parameter of the "application/xml" media type as specified in section 9.1 of IETF RFC 7303.

Encoding considerations:

binary.

Security considerations:

Same as general security considerations for application/xml media type as specified in section 9.1 of IETF RFC 7303.

The information transported in this media type does not include active or executable content.

Mechanisms for privacy and integrity protection of protocol parameters exist.

This media type does not include provisions for directives that institute actions on a recipient's files or other resources.

This media type does not include provisions for directives that institute actions that, while not directly harmful to the recipient, may result in disclosure of information that either facilitates a subsequent attack or else violates a recipient's privacy in any way.

This media type does not employ compression.

Interoperability considerations:

Same as general interoperability considerations for application/xml media type as specified in section 9.1 of IETF RFC 7303. Any unknown XML elements and any unknown XML attributes are to be ignored by recipient of the MIME body.

Published specification:

3GPP TS 24.484 "Mission Critical Services (MCS) configuration management; Protocol specification", available via <http://www.3gpp.org/specs/numbering.htm>.

Applications which use this media type:

Applications supporting the MCDData UE configuration document as described in the published specification.

Fragment identifier considerations:

The handling in section 5 of IETF RFC 7303 applies.

Restrictions on usage:

None

Provisional registration? (standards tree only):

N/A

Additional information:

1. Deprecated alias names for this type: none
2. Magic number(s): none
3. File extension(s): none
4. Macintosh File Type Code(s): none
5. Object Identifier(s) or OID(s): none

Intended usage:

Common

Person to contact for further information:

- Name: <MCC name>
- Email: <MCC email address>
- Author/Change controller:
 - i) Author: 3GPP CT1 Working Group/3GPP_TSG_CT_WG1@LIST.ETSI.ORG

ii) Change controller: <MCC name>/<MCC email address>

B.1.10 application/vnd.3gpp.mcdata-user-profile+xml IANA registration template

Your Name:

<MCC name>

Your Email Address:

<MCC email address>

Media Type Name:

application

Subtype name:

vnd.3gpp.mcdata-user-profile+xml

Required parameters:

None

Optional parameters:

"charset" the parameter has identical semantics to the charset parameter of the "application/xml" media type as specified in section 9.1 of IETF RFC 7303.

Encoding considerations:

binary.

Security considerations:

Same as general security considerations for application/xml media type as specified in section 9.1 of IETF RFC 7303.

The information transported in this media type does not include active or executable content.

Mechanisms for privacy and integrity protection of protocol parameters exist.

This media type does not include provisions for directives that institute actions on a recipient's files or other resources.

This media type does not include provisions for directives that institute actions that, while not directly harmful to the recipient, may result in disclosure of information that either facilitates a subsequent attack or else violates a recipient's privacy in any way.

This media type does not employ compression.

Interoperability considerations:

Same as general interoperability considerations for application/xml media type as specified in section 9.1 of IETF RFC 7303. Any unknown XML elements and any unknown XML attributes are to be ignored by recipient of the MIME body.

Published specification:

3GPP TS 24.484 "Mission Critical Services (MCS) configuration management; Protocol specification", available via <http://www.3gpp.org/specs/numbering.htm>.

Applications which use this media type:

Applications supporting the MCDData User Profile configuration document as described in the published specification.

Fragment identifier considerations:

The handling in section 5 of IETF RFC 7303 applies.

Restrictions on usage:

None

Provisional registration? (standards tree only):

N/A

Additional information:

1. Deprecated alias names for this type: none
2. Magic number(s): none
3. File extension(s): none
4. Macintosh File Type Code(s): none
5. Object Identifier(s) or OID(s): none

Intended usage:

Common

Person to contact for further information:

- Name: <MCC name>
- Email: <MCC email address>
- Author/Change controller:
 - i) Author: 3GPP CT1 Working Group/3GPP_TSG_CT_WG1@LIST.ETSI.ORG
 - ii) Change controller: <MCC name>/<MCC email address>

B.1.11 Void

Annex C (normative): Configuration specific concepts for the support of mission critical services over 5GS

C.1 General

The present document applies to both EPS and 5GS. This annex lists the aspects of MC configuration management documents which are different in 5GS from EPS. Certain aspects that are only applicable to EPS are described in clause C.2. 5GS specific concepts are captured in clause C.3. A mapping of EPS-specific terms to their 5GS equivalents is provided in clause C.4.

C.2 Aspects not applicable to 5GS

The following aspects of EPS mentioned in the present document are not applicable to 5GS:

- Multimedia Broadcast and Multicast Service (MBMS) and the corresponding configuration data.

C.3 5GS specific aspects not applicable to EPS

In order to identify a Network Slice end to end, the 5GS uses information called S-NSSAI (Single Network Slice Selection Assistance Information) as specified in 3GPP TS 23.501 [32]. Network slicing and the S-NSSAI related configuration are not applicable to EPS.

C.4 Mapping of EPS-specific terms to 5GS

C.4.1 General

In 5GS, the PDU session is the equivalent of a PDN connection in EPS. The requirements and configurations for a PDN connection throughout this document shall also apply to PDU sessions. For example, in 5GS, the Data Network Name (DNN) is the equivalent of an APN in EPS as specified in 3GPP TS 23.003 [16]. The requirements and configurations for an APN throughout this document shall apply to 5GS as well.

When using the 5GS, a bearer is provided by a 5GS QoS flow. The requirements, procedures, and configurations for a bearer throughout this document, including those stating EPS explicitly (e.g., EPS bearer priority), shall also apply to QoS flows.

C.4.2 MC Service over 5G ProSe

For 5GS ProSe, 3GPP TS 23.304 [36] and 3GPP TS 24.554 [35] corresponds to EPS ProSe specifications 3GPP TS 23.303 [18] and 3GPP TS 24.334 [19].

In 5GS, the <default-pqi> element containing the priority values (PC5-5QI) for off-network calls is the equivalent of the <default-prose-per-packet-priority> element containing the ProSe Per-Packet Priority.

In 5GS, the <ApplicationLayerGroupID> containing the application layer group ID is equivalent of the <DiscoveryGroupID> containing the discovery group ID.

Annex D (informative): Change history

Change history							
Date	TSG #	TSG Doc.	CR	Rev	Subject/Comment	Old	New
2015-12					Initial proposal to CT1	-	0.0.0
2016-01					Agreed contributions C1-160308, C1-160309, C1-160311 from CT1#95-bis.	0.0.0	0.1.0
2016-02					Agreed contributions C1ah-160054, C1ah-160060, C1ah-160089, C1ah-160090, C1ah-160091, C1ah-160092, C1ah-160106 from CT1 Ad-Hoc on MCPTT.	0.1.0	0.2.0
2016-02					Agreed contributions C1-161130, C1-161225, C1-161226, C1-161227, C1-161355, C1-161500, C1-161511, C1-161513, C1-161531 from CT1#96.	0.2.0	0.3.0
2016-03	CT-71	CP-160057			Version 1.0.0 created for presentation for information and approval	0.3.0	1.0.0
2016-03	CT-71				Version 13.0.0 created after approval	1.0.0	13.0.0
2016-03	CT-71				Rapporteur post CT clean up	13.0.0	13.0.1
2016-06	CT-72	CP-160322	0001	3	Adding floor control configuration to the Service Configuration document.	13.0.1	13.1.0
2016-06	CT-72	CP-160322	0003	4	Service Configuration XML schema update	13.0.1	13.1.0
2016-06	CT-72	CP-160322	0004	1	Align terminology with drafting rules	13.0.1	13.1.0
2016-06	CT-72	CP-160322	0005	5	UE Initial Configuration document definition	13.0.1	13.1.0
2016-06	CT-72	CP-160322	0006	3	UE Configuration document definition	13.0.1	13.1.0
2016-06	CT-72	CP-160322	0007		Clean up reference to OMA document in 6.3.1.2	13.0.1	13.1.0
2016-06	CT-72	CP-160322	0011	1	Update user configuration document with private call security authorisation	13.0.1	13.1.0
2016-06	CT-72	CP-160322	0012	1	Adding security parameters to the Service Configuration document.	13.0.1	13.1.0
2016-06	CT-72	CP-160322	0014		Modify validation rules for service configuration document	13.0.1	13.1.0
2016-06	CT-72	CP-160322	0018		Using the AUID and default namespace	13.0.1	13.1.0
2016-06	CT-72	CP-160322	0019	1	Removal of <Resource-Priority> Element from MCPTT UE initial configuration document	13.0.1	13.1.0
2016-06	CT-72	CP-160322	0021	2	Configuration management using OMA DM	13.0.1	13.1.0
2016-06	CT-72	CP-160322	0022	2	Aligning User Profile terminology with TS 23.179	13.0.1	13.1.0
2016-06	CT-72	CP-160322	0024	1	Semantics for <Resource-Priority > Element	13.0.1	13.1.0

Change history							
Date	Meeting	TDoc	CR	Rev	Cat	Subject/Comment	New version
2016-09	CT-73	CP-160564	0015	6	F	User Profile schema definition	13.2.0
2016-09	CT-73	CP-160566	0020	8	F	MCPTT UE ID in UE Initial Configuration and UE configuration documents	13.2.0
2016-09	CT-73	CP-160472	0025	3	F	Resource-Priority header field configuration for MCPTT	13.2.0
2016-09	CT-73	CP-160504	0026		F	Configuring the default user profile	13.2.0
2016-09	CT-73	CP-160504	0027		F	Service configuration document missing corresponding pointers to service configuration MO in TS 24.383	13.2.0
2016-09	CT-73	CP-160504	0028	1	F	Service Config has incorrect specification of "alias" parameter	13.2.0
2016-09	CT-73	CP-160504	0029		F	Service Config missing signalling and floor-control protection configuration between MCPTT servers	13.2.0
2016-09	CT-73	CP-160567	0030	4	F	Additional MCPTT UE initial configuration document elements	13.2.0
2016-09	CT-73	CP-160568	0031	4	F	Alignment of MCPTT UE configuration document with TS 23.179 and TS 24.383	13.2.0
2016-09	CT-73	CP-160504	0032	1	F	Default document namespace correction	13.2.0
2016-09	CT-73	CP-160504	0033	1	F	Completion of CMC, CMS and MCPTT server procedures	13.2.0
2016-09	CT-73	CP-160504	0034	2	F	Correction for the corresponding pointers to MCPTT management objects (MOs) in TS 24.383	13.2.0
2016-09	CT-73	CP-160499	0035	1	F	Addition of Mission Critical Organization to the user profile	13.2.0
2016-10	CT-73					Correct misimplementation of CR0030	24.384 13.2.1
2016-12	CT#74					Change of spec number from 24.384 to 24.484 with wider scope and changed title	24.484 13.2.2
2016-12	CT-74	CP-160734	0039	4	F	Essential corrections required to the user profile definition (CR to 24.384)	13.3.0
2016-12	CT-74	CP-160734	0040	3	F	Service Config validations for <num-levels-priority-hierarchy> are incorrect (CR to 24.384)	13.3.0
2016-12	CT-74	CP-160734	0041	1	F	Identity management endpoint UE initial configuration correction (CR to 24.384)	13.3.0
2016-12	CT-74	CP-160734	0043	1	F	Reference update draft-holmberg-dispatch-mcptt-rp-namespace (CR to 24.384)	13.3.0
2016-12	CT-74	CP-160734	0044	1	F	Correction of validation of VPLMN element (CR to 24.384)	13.3.0
2016-12	CT-74	CP-160734	0045	1	F	Identification of pre-selected MCPTT user profile (CR to 24.384)	13.3.0
2016-12	CT-74	CP-160734	0046		F	Fix the MCPTT UE profile schema (CR to 24.384)	13.3.0
2016-12	CT-74	CP-160734	0047		F	Fix the MCPTT initial UE profile schema (CR to 24.384)	13.3.0
2016-12	CT-74	CP-160734	0048	3	F	Reuse of OMA-TS-XDM_Core (CR to 24.384)	13.3.0
2016-12	CT-74	CP-160734	0049		F	Resolve Editor's Note regarding signaling flows (CR to 24.384)	13.3.0
2016-12	CT-74	CP-160743	0050		F	Correction of the semantics description (CR to 24.384)	14.0.0
2017-03	CT-75	CP-170125	0002	1	B	Scope enhancement for MCVideo and MCdata	14.1.0
2017-03	CT-75	CP-170117	0003		A	Correction of implementation errors	14.1.0
2017-03	CT-75	CP-170125	0004		F	Correct references for release 14	14.1.0
2017-03	CT-75	CP-170125	0005	2	B	Restructure TS 24.484 for MCVideo and MCData	14.1.0
2017-03	CT-75	CP-170117	0007	1	A	Reference update draft-holmberg-dispatch-mcptt-rp-namespace	14.1.0
2017-03	CT-75	CP-170117	0009		A	Syntax error in Servconf.xsd on element max-duration-with-floor-control	14.1.0
2017-03	CT-75	CP-170117	0014	2	A	Corrections to upper limits	14.1.0
2017-03	CT-75	CP-170125	0015	1	B	Modifications to the MCPTT user profile for private call call-back	14.1.0
2017-03	CT-75	CP-170236	0011	3	A	Issues with MCPTT user profile	14.1.0
2017-03	CT-75	C1-170189	0017		A	Registration forms for MIME types defined by TS 24.484 are missing	14.1.0
2017-06	CT-76	CP-171080	0018	3	B	MCData Service Configuration	14.2.0
2017-06	CT-76	CP-171081	0019	3	B	MCVideo Service Configuration	14.2.0
2017-06	CT-76	CP-171113	0021		A	Reference update draft-holmberg-dispatch-mcptt-rp-namespace	14.2.0
2017-06	CT-76	CP-171114	0022	1	C	Generalise some MCPTT Server Procedures	14.2.0
2017-06	CT-76	CP-171080	0023		B	Updating general parts of TS 24.484 for MCData and MCVideo	14.2.0
2017-06	CT-76	CP-171081	0024	1	B	MCVideo UE Profile	14.2.0
2017-06	CT-76	CP-171081	0025	1	B	MCVideo User Profile	14.2.0
2017-06	CT-76	CP-171080	0026	1	B	MCData UE configuration document	14.2.0
2017-06	CT-76	CP-171080	0027	1	B	MCData user profile configuration document	14.2.0
2017-06	CT-76	CP-171114	0028	2	B	eMCPTT user profile updates	14.2.0
2017-06	CT-76	CP-171113	0030		A	Corrections to servconf schema	14.2.0
2017-06	CT-76	CP-171113	0032	2	A	Corrections to mcptt-user-profile schema and duplicated xsd files	14.2.0
2017-08	CT-76					Correction of implementation error	14.2.1
2017-09	CT-77	CP-172102	0034		F	Corrections to mcdata-serv-config schema	14.3.0
2017-09	CT-77	CP-172102	0035	1	F	Corrections to mcdata-ue-profile schema	14.3.0
2017-09	CT-77	CP-172102	0036		F	Corrections to mcdata-user-profile schema	14.3.0
2017-09	CT-77	CP-172104	0037		F	Corrections to mcvideo-serv-config schema	14.3.0
2017-09	CT-77	CP-172104	0038		F	Corrections to mcvideo-ue-profile schema	14.3.0
2017-09	CT-77	CP-172104	0039		F	Corrections to mcvideo-user-profile schema	14.3.0
2017-09	CT-77	CP-172096	0041		A	Corrections to ue-config schema	14.3.0
2017-09	CT-77	CP-172096	0043		A	Corrections to ue-init-config schema	14.3.0

2017-09	CT-77	CP-172101	0044	2	B	User profile additions for eMCPTT	14.3.0
2017-09	CT-77	CP-172102	0045	1	F	Clause 10.2.2.3 - XML Schema correction	14.3.0
2017-09	CT-77	CP-172102	0047	1	F	Fixing references to TS 24.483 KMSSEC and KMSURI elements for MCDATA	14.3.0
2017-09	CT-77	CP-172096	0048	1	A	Various corrections	14.3.0
2017-09	CT-77	CP-172096	0050	1	A	XML element corrections	14.3.0
2017-09	CT-77	CP-172096	0052	1	A	Include missing elements in MCPTT UE initial configuration document	14.3.0
2017-09	CT-77	CP-172118	0053	1	F	MCPTT UE subscribing to and downloading documents after MCPTT user authentication Flow	15.0.0
2017-09	CT-77	CP-172118	0054	1	F	MCPTT Server subscribing to and downloading the service configuration document Flow	15.0.0
2017-09	CT-77	CP-172118	0055	1	F	Document Creation Flow	15.0.0
2017-12	CT-78	CP-173075	0057	3	B	Response-Source header field handling completion	15.1.0
2017-12	CT-78	CP-173064	0059	1	A	File availability configurations	15.1.0
2017-12	CT-78	CP-173064	0061	1	A	Service configurations	15.1.0
2017-12	CT-78	CP-173066	0064	1	A	Off-network MCVideo configurations	15.1.0
2017-12	CT-78	CP-173073	0062	2	B	Authorisation parameters for remotely initiated calls - user profile	15.1.0
2017-12	CT-78	CP-173154	0070		A	Correct MCPTT UE initial configuration document schema	15.1.0
2018-03	CT-79	CP-180086	0071	1	F	Correction of XML examples	15.2.0
2018-03	CT-79	CP-180083	0072	3	B	MCVideo ambient viewing MCS configuration	15.2.0
2018-03	CT-79	CP-180086	0073	1	D	Signalling flow corrections	15.2.0
2018-03	CT-79	CP-180061	0074	5	A	Corrections to configuration management	15.2.0
2018-03	CT-79	CP-180061	0079		A	Correction of MCPTT User Profile schema	15.2.0
2018-03	CT-79	CP-180072	0084		A	Correction of MCPTT User Profile schema	15.2.0
2018-03	CT-79	CP-180087	0085	1	B	User profile updates for functional alias	15.2.0
2018-03	CT-79	CP-180087	0086	1	B	Service document updates for functional alias	15.2.0
2018-06	CT-80	CP-181054	0091		A	Maximum payload size for an MCDData-SDS over C-plane	15.3.0
2018-06	CT-80	CP-181055	0093	1	A	mc_reception_priority attribute configuration	15.3.0
2018-09	CT-81	CP-182149	0095	2	B	Location of Talker mcptt profile element	15.4.0
2018-12	CT-82	CP-183061	0096	2	F	TS 24.484 corrections	15.5.0
2018-12	CT-82	CP-183058	0098		A	Correct MCPTT User Profile Document name	15.5.0
2018-12	CT-82	CP-183064	0101		A	Rel-13 MCPTT completed IANA registrations	15.5.0
2018-12	CT-82	CP-183059	0103		A	Rel-14 MCDData completed IANA registrations	15.5.0
2018-12	CT-82	CP-183062	0104	2	F	TS 24.484 fixes	16.0.0
2018-12	CT-82	CP-183062	0105	2	F	Correction on MCx UE configuration document	16.0.0
2018-12	CT-82	CP-183062	0106	1	F	Reference update on ReceptionPriority	16.0.0
2019-03	CT-83	CP-190103	0107	1	D	Some editorial corrections in 24.484	16.1.0
2019-03	CT-83	CP-190103	0108	3	F	24.484 Server URI and IP version additions	16.1.0
2019-03	CT-83	CP-190080	0111		A	Completed MCVideo IANA registrations	16.1.0
2019-03	CT-83	CP-190080	0114	1	A	Corrections of xs:duration type config variables in 24.484	16.1.0
2019-03	CT-83	CP-190103	0115	2	F	24.484 CMS documents paths	16.1.0
2019-03	CT-83	CP-190103	0116	2	F	24.484 Reference update	16.1.0
2019-06	CT-84	CP-191142	0117	2	F	Document name constraints	16.2.0
2019-06	CT-84	CP-191142	0118	1	F	Structure corrections	16.2.0
2019-06	CT-84	CP-191142	0119	1	F	KMS URI correction	16.2.0
2019-06	CT-84	CP-191142	0120	1	D	A few editorial corrections in 24.484	16.2.0
2019-06	CT-84	CP-191142	0121	1	D	Additional editorial corrections in 24.484	16.2.0
2019-09	CT-85	CP-192065	0123		D	A few editorial corrections in 24.484	16.3.0
2019-09	CT-85	CP-192066	0124	2	B	Update user profile configuration to enable restricting of incoming private communications	16.3.0
2019-12	CT-86	CP-193110	0125	1	B	Support of functional aliases in emergency/imminent-peril group calls and emergency alerts	16.4.0
2019-12	CT-86	CP-193110	0126	2	B	Automatic activation and deactivation of functional aliases based on location	16.4.0
2019-12	CT-86	CP-193109	0130	1	F	TS 24.484 Fix init config xsd file	16.4.0
2019-12	CT-86	CP-193110	0133	1	B	Update service configuration to support communication priority for functional aliases	16.4.0
2019-12	CT-86	CP-193110	0134	1	B	List of MCPTT group members who did not acknowledge the group call request	16.4.0
2020-03	CT-87e	CP-200122	0132	4	B	Automatic group affiliation and deaffiliation based on location or functional alias	16.5.0
2020-03	CT-87e	CP-200115	0135	1	C	Included absolute URI associated with the media storage function of MCDData content server	16.5.0
2020-06	CT-88e	CP-201112	0137	2	B	Configuration of resource priority for MCDData emergency	16.6.0
2020-06	CT-88e	CP-201124	0138	1	B	IPConnectivity extension to include IP Information	16.6.0
2020-06	CT-88e	CP-201124	0140	2	B	Functional alias in MCDData user profile	16.6.0
2020-06	CT-88e	CP-201112	0141	1	B	Included the MessageStoreHostname element	16.6.0
2020-06	CT-88e	CP-201124	0142	1	B	Update service configuration to support limiting the number of authorized clients per MCPTT/MCDData user	16.6.0
2020-06	CT-88e	CP-201124	0143	1	B	Restricting incoming MCDData communications- user profile	16.6.0
2020-06	CT-88e	CP-201124	0144	1	F	Corrections on the structure of MCPTT user profile	16.6.0

2020-09	CT-89e	CP-202142	0152	1	A	Correct spelling of HPLMN, VPLMN	16.7.0
2020-09	CT-89e	CP-202165	0153	1	F	Corrections on configurations documents	16.7.0
2020-12	CT-90e	CP-203202	0154	1	F	Correct edits in MCPTT user profile XML schema	16.8.0
2020-12	CT-90e	CP-203202	0165	1	F	Correction of FA list in service configuration-MCData	16.8.0
2020-12	CT-90e	CP-203202	0166	1	F	Correction on issues created during CR implementation	16.8.0
2020-12	CT-90e	CP-203201	0167	1	A	Correction of FA list in service configuration-MCPTT- Rel 16 MIRROR	16.8.0
2020-12	CT-90e	CP-203184	0158	4	B	Inclusion of Functional Alias related configurations for MCVideo service	17.0.0
2020-12	CT-90e	CP-203198	0160	1	F	Remove wrong references and align text in 6.3.3.2.2 with 6.3.3.2.3	17.0.0
2020-12	CT-90e	CP-203184	0163		B	Update service configuration to support limiting the number of authorized clients per MCVideo service user	17.0.0
2021-03	CT-91e	CP-210126	0168	2	B	PDN connections in UE initial config	17.1.0
2021-03	CT-91e	CP-210125	0170	1	B	Update configuration to Restrict MCVideo private communications	17.1.0
2021-03	CT-91e	CP-210125	0171		B	Call transfer for MCPTT private call, Configuration Management part	17.1.0
2021-03	CT-91e	CP-210128	0172		F	Inconsistent naming in UE initial config	17.1.0
2021-03	CT-91e	CP-210128	0173		D	Correct table numbering and references in 9.3.2.7	17.1.0
2021-03	CT-91e	CP-210154	0174	1	B	On-network grp emrgcy and imm peril comms – Config user profile updt	17.1.0
2021-03	CT-91e	CP-210125	0175	1	B	Update MCPTT user profile to indicate allowed FAs	17.1.0
2021-06	CT-92e	CP-211125	0181	2	A	Correct MCVideo user profile R17	17.2.0
2021-06	CT-92e	CP-211154	0176	1	B	MCData user config update with the limit on emergency groups accepted per FA	17.2.0
2021-06	CT-92e	CP-211154	0182	1	B	Call forwarding for MCPTT private call, Configuration Management part	17.2.0
2021-09	CT-93e	CP-212148	0184	-	F	Spelling of MaxAffiliationsN2 in 9.3.2.3 XML	17.3.0
2021-12	CT-94e	CP-213029	0188	1	B	Functional alias association with group - user profile configurations	17.4.0
2021-12	CT-94e	CP-213029	0189	1	B	User config update with the limit on the number of simultaneous logins	17.4.0
2021-12	CT-94e	CP-213059	0205	1	B	Configuration updates for 5GS/EPS alignment	17.4.0
2021-12	CT-94e	CP-213060	0198	1	D	Minor editorial corrections	17.4.0
2021-12	CT-94e	CP-217444	0202	1	F	Authorization checks not performed by controlling function	17.4.0
2021-12	CT-94e	CP-213060	0203	1	F	Allow-request-affiliated-groups authorization semantics fix	17.4.0
2021-12	CT-94e	CP-213061	0186	1	B	Updates to MCData user profile for private emergency communication	17.4.0
2021-12	CT-94e	CP-213061	0201	1	B	User control of communications storage into message store - configurations	17.4.0
2022-03	CT-95e	CP-220279	0206	1	B	Added semantics text to remove an Editor's Note	17.5.0
2022-03	CT-95e	CP-220279	0208	2	B	The hostname of the MCData notification server(s) configured in the MCData service configuration	17.5.0
2022-03	CT-95e	CP-220401	0209	3	B	Config update to support network slicing and DN in MC	17.5.0
2022-03	CT-95e	CP-220365	0216	2	A	Structure of group info and presentation priorities	17.5.0
2022-06	CT-96	CP-221193	0229	1	A	Reference corrections related to Group Info corrections	17.6.0
2022-06	CT-96	CP-221225	0225	1	B	Update MCVideo user profile to indicate allowed FAs	17.6.0
2022-06	CT-96	CP-221227	0218	3	B	MC Credentials for DN and NS AA & NS alignment	17.6.0
2022-06	CT-96	CP-221233	0220	1	F	Declaration of missing MCData elements under anyExt	17.6.0
2022-06	CT-96	CP-221227	0230	-	B	5GS QoS aspects in MC configuration	17.6.0
2022-09	CT-97e	CP-222134	0235	4	A	Add resource priority elements to MCVideo	17.7.0
2022-12	CT-98e	CP-223152	0240	1	F	XML errors	17.8.0
2022-12	CT-98e	CP-223130	0244	1	A	MCVideo Serv Config import line	17.8.0
2022-12	CT-98e	CP-223131	0237	1	F	Clarification on applicability of the namespaces IETF RFC 8101	18.0.0
2022-12	CT-98e	CP-223131	0238	1	F	Values used for the "emergency-resource-priority", "imminent-peril-resource-priority" and "normal-resource-priority" elements	18.0.0
2023-03	CT-99	CP-230241	0245	-	F	Fix wrong reference numbers in 24.484	18.1.0
2023-03	CT-99	CP-230230	0247	1	A	Corrections in MCPTT profile and in example signalling flows for MCPTT user profile operations	18.1.0
2023-03	CT-99	CP-230229	0249	2	B	New element for migration in the MCPTT user profile configuration document	18.1.0
2023-03	CT-99	CP-230229	0248	2	B	MCS UE configuration for migration to partner MC system	18.1.0
2023-06	CT-100	CP-231256	0253	-	F	Miscellaneous fixes in 24.484	18.2.0
2023-06	CT-100	CP-231234	0250	2	B	New element for migration in the MCVideo user profile configuration document	18.2.0
2023-06	CT-100	CP-231234	0251	2	B	New element for migration in the MCData user profile configuration document	18.2.0
2023-06	CT-100	CP-231255	0252	2	B	Add timers and counters for 5G MBS configuration data	18.2.0
2023-06	CT-100					Fixing errors	18.2.1

2023-09	CT-101	CP-232219	0255	-	F	Alignment of <MigratablePartnerMCPTTSystemInfo> element with <MigratablePartnerMCVideoSystemInfo> element and <MigratablePartnerMCDataSystemInfo> element	18.3.0
2023-09	CT-101	CP-232228	0254	3	B	MC GW UE service configuration	18.3.0
2023-09	CT-101	CP-232206	0256	2	B	Adhoc group communication related user profile and service configuration for MCPTT	18.3.0
2023-09	CT-101	CP-232206	0257	1	B	Adhoc group communication related user profile and service configuration for MCVideo	18.3.0
2023-12	CT-102	CP-233169	0263	-	B	Adhoc group call participants modify related user profile configuration - config mgmt MCPTT	18.4.0
2023-12	CT-102	CP-233169	0264	-	B	Adhoc group call participants modify related user profile configuration - config mgmt MCVideo	18.4.0
2023-12	CT-102	CP-233169	0265	-	B	Adhoc group data comn participants modify related user profile configuration - config mgmt MCData	18.4.0
2023-12	CT-102	CP-233176	0259	1	F	Clarification on the usage of <Server-URI> element	18.4.0
2023-12	CT-102	CP-233169	0266	1	B	Adhoc group communication related user profile and service configuration - config mgmt MCData	18.4.0
2023-12	CT-102	CP-233173	0262	2	B	PQI for MC over 5GProSe	18.4.0
2023-12	CT-102	CP-233171	0267	-	F	Correction in the <mcs-gw-UE-initial-configuration> element	18.4.0
2023-12	CT-102	CP-233176	0268	-	D	Fix duplicate table references in 24.484	18.4.0
2023-12	CT-102	CP-233174	0270	-	A	Correction in the <on-network> element	18.4.0
2023-12	CT-102	CP-233176	0271	-	F	Correction in the <mcptt-UE-initial-configuration> element	18.4.0
2024-03	CT-103	CP-240113	0273	1	B	Application Layer Group ID for MC over 5GProSe	18.5.0
2024-03	CT-103	CP-240103	0272	3	F	Correction in the overall migration description	18.5.0
2024-06	CT-104	CP-241182	0274	1	F	Removal of MCS GW UE initial configuration document	18.6.0
2024-06	CT-104	CP-241173	0276	-	F	Removal of editor's notes	18.6.0
2024-06	CT-104	CP-241183	0277	2	F	XML schema corrections	18.6.0
2024-06	CT-104	CP-241173	0275	1	F	Clarification in the access tokens for migration service authorization and service authorization in a partner system	18.6.0

History

Document history		
V18.5.0	May 2024	Publication
V18.6.0	July 2024	Publication