

ETSI TS 124 554 V17.9.1 (2024-08)



**5G;
Proximity-services (ProSe) in 5G System (5GS)
protocol aspects;
Stage 3
(3GPP TS 24.554 version 17.9.1 Release 17)**



Reference

RTS/TSGC-0124554vh91

Keywords

5G

ETSI

650 Route des Lucioles
F-06921 Sophia Antipolis Cedex - FRANCE

Tel.: +33 4 92 94 42 00 Fax: +33 4 93 65 47 16

Siret N° 348 623 562 00017 - APE 7112B
Association à but non lucratif enregistrée à la
Sous-Préfecture de Grasse (06) N° w061004871

Important notice

The present document can be downloaded from the
ETSI [Search & Browse Standards application](#).

The present document may be made available in electronic versions and/or in print. The content of any electronic and/or print versions of the present document shall not be modified without the prior written authorization of ETSI. In case of any existing or perceived difference in contents between such versions and/or in print, the prevailing version of an ETSI deliverable is the one made publicly available in PDF format on [ETSI deliver](#).

Users should be aware that the present document may be revised or have its status changed,
this information is available in the [Milestones listing](#).

If you find errors in the present document, please send your comments to
the relevant service listed under [Committee Support Staff](#).

If you find a security vulnerability in the present document, please report it through our
[Coordinated Vulnerability Disclosure \(CVD\)](#) program.

Notice of disclaimer & limitation of liability

The information provided in the present deliverable is directed solely to professionals who have the appropriate degree of experience to understand and interpret its content in accordance with generally accepted engineering or other professional standard and applicable regulations.

No recommendation as to products and services or vendors is made or should be implied.

No representation or warranty is made that this deliverable is technically accurate or sufficient or conforms to any law and/or governmental rule and/or regulation and further, no representation or warranty is made of merchantability or fitness for any particular purpose or against infringement of intellectual property rights.

In no event shall ETSI be held liable for loss of profits or any other incidental or consequential damages.

Any software contained in this deliverable is provided "AS IS" with no warranties, express or implied, including but not limited to, the warranties of merchantability, fitness for a particular purpose and non-infringement of intellectual property rights and ETSI shall not be held liable in any event for any damages whatsoever (including, without limitation, damages for loss of profits, business interruption, loss of information, or any other pecuniary loss) arising out of or related to the use of or inability to use the software.

Copyright Notification

No part may be reproduced or utilized in any form or by any means, electronic or mechanical, including photocopying and microfilm except as authorized by written permission of ETSI.

The content of the PDF version shall not be modified without the written authorization of ETSI.

The copyright and the foregoing restriction extend to reproduction in all media.

© ETSI 2024.
All rights reserved.

Intellectual Property Rights

Essential patents

IPRs essential or potentially essential to normative deliverables may have been declared to ETSI. The declarations pertaining to these essential IPRs, if any, are publicly available for **ETSI members and non-members**, and can be found in ETSI SR 000 314: "*Intellectual Property Rights (IPRs); Essential, or potentially Essential, IPRs notified to ETSI in respect of ETSI standards*", which is available from the ETSI Secretariat. Latest updates are available on the ETSI Web server (<https://ipr.etsi.org/>).

Pursuant to the ETSI Directives including the ETSI IPR Policy, no investigation regarding the essentiality of IPRs, including IPR searches, has been carried out by ETSI. No guarantee can be given as to the existence of other IPRs not referenced in ETSI SR 000 314 (or the updates on the ETSI Web server) which are, or may be, or may become, essential to the present document.

Trademarks

The present document may include trademarks and/or tradenames which are asserted and/or registered by their owners. ETSI claims no ownership of these except for any which are indicated as being the property of ETSI, and conveys no right to use or reproduce any trademark and/or tradename. Mention of those trademarks in the present document does not constitute an endorsement by ETSI of products, services or organizations associated with those trademarks.

DECT™, **PLUGTESTS™**, **UMTS™** and the ETSI logo are trademarks of ETSI registered for the benefit of its Members. **3GPP™** and **LTE™** are trademarks of ETSI registered for the benefit of its Members and of the 3GPP Organizational Partners. **oneM2M™** logo is a trademark of ETSI registered for the benefit of its Members and of the oneM2M Partners. **GSM®** and the GSM logo are trademarks registered and owned by the GSM Association.

Legal Notice

This Technical Specification (TS) has been produced by ETSI 3rd Generation Partnership Project (3GPP).

The present document may refer to technical specifications or reports using their 3GPP identities. These shall be interpreted as being references to the corresponding ETSI deliverables.

The cross reference between 3GPP and ETSI identities can be found under <https://webapp.etsi.org/key/queryform.asp>.

Modal verbs terminology

In the present document "**shall**", "**shall not**", "**should**", "**should not**", "**may**", "**need not**", "**will**", "**will not**", "**can**" and "**cannot**" are to be interpreted as described in clause 3.2 of the [ETSI Drafting Rules](#) (Verbal forms for the expression of provisions).

"**must**" and "**must not**" are **NOT** allowed in ETSI deliverables except when used in direct citation.

Contents

Intellectual Property Rights	2
Legal Notice	2
Modal verbs terminology.....	2
Foreword.....	17
1 Scope	19
2 References	19
3 Definitions of terms, symbols and abbreviations	21
3.1 Terms.....	21
3.2 Abbreviations	22
4 General	23
4.1 Overview	23
5 Provisioning of configuration information for 5G ProSe.....	23
5.1 Overview	23
5.2 Configuration and precedence of 5G ProSe configuration information	23
5.2.1 General.....	23
5.2.2 Precedence of 5G ProSe configuration information	24
5.2.3 Configuration parameters for 5G ProSe direct discovery	24
5.2.4 Configuration parameters for 5G ProSe direct communication over PC5 interface	25
5.2.5 Configuration parameters for 5G ProSe UE-to-network relay.....	27
5.2.6 Configuration parameters for 5G ProSe usage information reporting	30
5.3 Procedures	31
5.3.1 General.....	31
5.3.2 UE-requested ProSeP provisioning procedure.....	31
5.3.2.1 General	31
5.3.2.2 UE-requested ProSeP policy provisioning procedure initiation	31
5.3.2.3 UE-requested ProSeP policy provisioning procedure accepted by the network.....	32
5.3.2.4 UE-requested ProSeP policy provisioning procedure not accepted by the network	33
5.3.2.5 Abnormal cases on the network side.....	33
5.3.2.6 Abnormal cases on the UE.....	33
6 5G ProSe direct discovery	33
6.1 Overview	33
6.1.1 Transport protocol for PC3a control protocol messages for 5G ProSe direct discovery	33
6.1.2 Handling of UE-initiated procedures	33
6.1.2.1 General	33
6.1.2.2 5G DDNMF discovery	33
6.1.3 Handling of 5G DDNMF-initiated procedures	34
6.1.3.1 General	34
6.1.3.2 HTTP long polling	34
6.1.3.3 OMA Push.....	34
6.2 Procedures	35
6.2.1 Types of 5G ProSe direct discovery procedures	35
6.2.2 Announce request procedure for open 5G ProSe direct discovery	35
6.2.2.1 General	35
6.2.2.2 Announce request procedure initiation.....	36
6.2.2.3 Announce request procedure accepted by the 5G DDNMF	37
6.2.2.4 Announce request procedure completion by the UE.....	40
6.2.2.5 Announce request procedure not accepted by the 5G DDNMF	40
6.2.2.6 Abnormal cases	41
6.2.2.6.1 Abnormal cases in the UE	41
6.2.2.6.2 Abnormal cases in the 5G DDNMF	42
6.2.3 Announce request procedure for restricted 5G ProSe direct discovery model A.....	42
6.2.3.1 General	42

6.2.3.2	Announce request procedure initiation.....	42
6.2.3.3	Announce request procedure accepted by the 5G DDNMF	44
6.2.3.4	Announce request procedure completion by the UE	46
6.2.3.5	Announce request procedure not accepted by the 5G DDNMF	47
6.2.3.6	Abnormal cases	48
6.2.3.6.1	Abnormal cases in the UE	48
6.2.3.6.2	Abnormal cases in the 5G DDNMF	48
6.2.4	Monitor request procedure for open 5G ProSe direct discovery.....	48
6.2.4.1	General	48
6.2.4.2	Monitor request procedure Initiation.....	49
6.2.4.3	Monitor request procedure accepted by the 5G DDNMF	50
6.2.4.4	Monitor request procedure completion by the UE	52
6.2.4.5	Monitor request procedure not accepted by the 5G DDNMF	52
6.2.4.6	Abnormal cases	53
6.2.4.6.1	Abnormal cases in the UE	53
6.2.4.6.2	Abnormal cases in the 5G DDNMF	53
6.2.5	Monitor request procedure for restricted 5G ProSe direct discovery model A.....	54
6.2.5.1	General	54
6.2.5.2	Monitor request procedure Initiation.....	54
6.2.5.3	Monitor request procedure accepted by the 5G DDNMF	55
6.2.5.4	Monitor request procedure completion by the UE	57
6.2.5.5	Monitor request procedure not accepted by the 5G DDNMF	58
6.2.5.6	Abnormal cases	59
6.2.5.6.1	Abnormal cases in the UE	59
6.2.5.6.2	Abnormal cases in the 5G DDNMF	59
6.2.6	Discoveree request procedure for restricted 5G ProSe direct discovery model B	59
6.2.6.1	General	59
6.2.6.2	Discoveree request procedure initiation	60
6.2.6.3	Discoveree request procedure accepted by the 5G DDNMF	61
6.2.6.4	Discoveree request procedure completion by the UE	63
6.2.6.5	Discoveree request procedure not accepted by the 5G DDNMF	63
6.2.6.6	Abnormal cases	63
6.2.6.6.1	Abnormal cases in the UE	63
6.2.6.6.2	Abnormal cases in the 5G DDNMF	64
6.2.7	Discoverer request procedure for restricted 5G ProSe direct discovery model B.....	64
6.2.7.1	General	64
6.2.7.2	Discoverer request procedure initiation	64
6.2.7.3	Discoverer request procedure accepted by the 5G DDNMF	66
6.2.7.4	Discoverer request procedure completion by the UE.....	68
6.2.7.5	Discoverer request procedure not accepted by the 5G DDNMF.....	68
6.2.7.6	Abnormal cases	69
6.2.7.6.1	Abnormal cases in the UE	69
6.2.7.6.2	Abnormal cases in the 5G DDNMF	70
6.2.8	Match report procedure for open 5G ProSe direct discovery.....	70
6.2.8.1	General	70
6.2.8.2	Match report procedure initiation.....	70
6.2.8.3	Match report procedure accepted by the 5G DDNMF	72
6.2.8.4	Match report procedure completion by the UE	73
6.2.8.5	Match report procedure not accepted by the 5G DDNMF	73
6.2.8.6	Abnormal cases	74
6.2.8.6.1	Abnormal cases in the UE	74
6.2.9	Match report procedure for restricted 5G ProSe direct discovery model A.....	74
6.2.9.1	General	74
6.2.9.2	Match report procedure initiation.....	74
6.2.9.3	Match report procedure accepted by the 5G DDNMF	76
6.2.9.4	Match report procedure completion by the UE	77
6.2.9.5	Match report procedure not accepted by the 5G DDNMF	77
6.2.9.6	Abnormal cases	78
6.2.9.6.1	Abnormal cases in the UE	78
6.2.10	Match report procedure for restricted 5G ProSe direct discovery model B	78
6.2.10.1	General	78
6.2.10.2	Match report procedure initiation.....	78

6.2.10.3	Match report procedure accepted by the 5G DDNMF	80
6.2.10.4	Match report procedure completion by the UE	81
6.2.10.5	Match report procedure not accepted by the 5G DDNMF	81
6.2.10.6	Abnormal cases	82
6.2.10.6.1	Abnormal cases in the UE	82
6.2.11	Direct discovery update procedure for open discovery	82
6.2.11.1	General	82
6.2.11.2	Direct discovery update procedure initiation	82
6.2.11.3	Direct discovery update procedure accepted by the UE	84
6.2.11.4	Direct discovery update procedure completed by the 5G DDNMF	84
6.2.11.5	Direct discovery update procedure not accepted by the UE	84
6.2.11.6	Abnormal cases	85
6.2.11.6.1	Abnormal cases in the 5G DDNMF	85
6.2.11.6.2	Abnormal cases in the UE	85
6.2.12	Direct discovery update procedure for restricted discovery	85
6.2.12.1	General	85
6.2.12.2	Revocation of restricted discovery filters	85
6.2.12.2.1	Restricted discovery filters revocation procedure initiation	85
6.2.12.2.2	Restricted discovery filters revocation procedure accepted by the UE	86
6.2.12.2.3	Restricted discovery filters revocation procedure completion by the 5G DDNMF	86
6.2.12.2.4	Restricted discovery filters revocation procedure not accepted by the UE	86
6.2.12.2.5	Abnormal cases	86
6.2.12.2.5.1	Abnormal cases in the 5G DDNMF	86
6.2.12.2.5.2	Abnormal cases in the UE	87
6.2.12.3	Allocation of new ProSe restricted code	87
6.2.12.3.1	New ProSe restricted code allocation procedure initiation	87
6.2.12.3.2	ProSe restricted code allocation procedure accepted by the UE	87
6.2.12.3.3	ProSe restricted code allocation procedure completion by the 5G DDNMF	88
6.2.12.3.4	ProSe restricted code allocation procedure not accepted by the UE	88
6.2.12.3.5	Abnormal cases	88
6.2.12.3.5.1	Abnormal cases in the 5G DDNMF	88
6.2.12.3.5.2	Abnormal cases in the UE	88
6.2.13	Announcing alert procedure	89
6.2.13.1	General	89
6.2.13.2	Announcing alert procedure initiation	89
6.2.13.3	Announcing alert procedure accepted by the UE	90
6.2.13.4	Announcing alert procedure completion by the 5G DDNMF	90
6.2.13.5	Announcing alert procedure not accepted by the UE	91
6.2.13.6	Abnormal cases	91
6.2.13.6.1	Abnormal cases in the 5G DDNMF	91
6.2.13.6.2	Abnormal cases in the UE	91
6.2.14	5G ProSe direct discovery procedure over PC5 interface	91
6.2.14.1	General	91
6.2.14.2	Procedures	92
6.2.14.2.1	5G ProSe direct discovery procedure over PC5 interface with model A	92
6.2.14.2.1.1	General	92
6.2.14.2.1.2	Announcing UE procedure for 5G ProSe direct discovery initiation	92
6.2.14.2.1.3	Announcing UE procedure for 5G ProSe direct discovery completion	94
6.2.14.2.1.4	Monitoring UE procedure for 5G ProSe direct discovery initiation	94
6.2.14.2.1.5	Monitoring UE procedure for 5G ProSe direct discovery completion	96
6.2.14.2.2	5G ProSe direct discovery procedure over PC5 interface with model B	96
6.2.14.2.2.1	General	96
6.2.14.2.2.2	Discoverer UE procedure for 5G ProSe direct discovery initiation	96
6.2.14.2.2.3	Discoverer UE procedure for 5G ProSe direct discovery completion	98
6.2.14.2.2.4	Discoveree UE procedure for 5G ProSe direct discovery initiation	99
6.2.14.2.2.5	Discoveree UE procedure for 5G ProSe direct discovery completion	101
6.2.15	Group member discovery over PC5 interface	101
6.2.15.1	General	101
6.2.15.2	Procedures	102
6.2.15.2.1	Group member discovery over PC5 interface with model A	102
6.2.15.2.1.1	General	102
6.2.15.2.1.2	Announcing UE procedure for group member discovery initiation	102

6.2.15.2.1.3	Announcing UE procedure for group member discovery completion	104
6.2.15.2.1.4	Monitoring UE procedure for group member discovery initiation	104
6.2.15.2.1.5	Monitoring UE procedure for group member discovery completion	106
6.2.15.2.2	Group member discovery over PC5 interface with model B	106
6.2.15.2.2.1	General	106
6.2.15.2.2.2	Discoverer UE procedure for group member discovery initiation	106
6.2.15.2.2.3	Discoverer UE procedure for group member discovery completion	108
6.2.15.2.2.4	Discoveree UE procedure for group member discovery initiation	109
6.2.15.2.2.5	Discoveree UE procedure for group member discovery completion	111
6.2.16	Procedure for UE to use provisioned radio resources for 5G ProSe direct discovery	111
6.2.17	5G PKMF address request procedure	112
6.2.17.1	General	112
6.2.17.2	5G PKMF address request procedure initiation by the UE	112
6.2.17.3	5G PKMF address request procedure accepted by the 5G DDNMF	113
6.2.17.4	5G PKMF address request procedure completed by the UE	113
6.2.17.5	5G PKMF address request procedure not accepted by the 5G DDNMF	113
6.2.17.6	Abnormal cases	114
6.2.17.6.1	Abnormal cases in the UE	114
6.2.17.6.2	Abnormal cases in the 5G DDNMF	114
7	5G ProSe direct communications	114
7.1	Overview	114
7.2	Unicast mode 5G ProSe direct communication over PC5	115
7.2.1	Overview	115
7.2.2	5G ProSe direct link establishment procedure	115
7.2.2.1	General	115
7.2.2.2	5G ProSe direct link establishment procedure initiation by initiating UE	116
7.2.2.3	5G ProSe direct link establishment procedure accepted by the target UE	120
7.2.2.4	5G ProSe direct link establishment procedure completion by the initiating UE	123
7.2.2.5	5G ProSe direct link establishment procedure not accepted by the target UE	124
7.2.2.6	Abnormal cases	126
7.2.2.6.1	Abnormal cases at the initiating UE	126
7.2.2.6.2	Abnormal cases at the target UE	126
7.2.3	5G ProSe direct link modification procedure	127
7.2.3.1	General	127
7.2.3.2	5G ProSe direct link modification procedure initiated by initiating UE	127
7.2.3.3	5G ProSe direct link modification procedure accepted by the target UE	129
7.2.3.4	5G ProSe direct link modification procedure completion by the initiating UE	130
7.2.3.5	5G ProSe direct link modification procedure not accepted by the target UE	130
7.2.3.6	Abnormal cases	131
7.2.3.6.1	Abnormal cases at the initiating UE	131
7.2.3.6.2	Abnormal cases at the target UE	131
7.2.4	5G ProSe direct link identifier update procedure	131
7.2.4.1	General	131
7.2.4.2	5G ProSe direct link identifier update procedure initiation by initiating UE	132
7.2.4.3	5G ProSe direct link identifier update procedure accepted by the target UE	133
7.2.4.4	5G ProSe direct link identifier update procedure acknowledged by the initiating UE	134
7.2.4.5	5G ProSe direct link identifier update procedure completion by the target UE	134
7.2.4.6	5G ProSe direct link identifier update procedure not accepted by the target UE	135
7.2.4.7	Abnormal cases	135
7.2.4.7.1	Abnormal cases at the initiating UE	135
7.2.4.7.2	Abnormal cases at the target UE	136
7.2.5	5G ProSe direct link keep-alive procedure	136
7.2.5.1	General	136
7.2.5.2	5G ProSe direct link keep-alive procedure initiation by the initiating UE	136
7.2.5.3	5G ProSe direct link keep-alive procedure accepted by the target UE	137
7.2.5.4	5G ProSe direct link keep-alive procedure completion by the initiating UE	138
7.2.5.5	Abnormal cases	138
7.2.5.5.1	Abnormal cases at the initiating UE	138
7.2.5.5.2	Abnormal cases at the target UE	138
7.2.6	5G ProSe direct link release procedure	139
7.2.6.1	General	139

7.2.6.2	5G ProSe direct link release procedure initiation by initiating UE	139
7.2.6.3	5G ProSe direct link release procedure accepted by the target UE	141
7.2.6.4	5G ProSe direct link release procedure completion by the initiating UE	141
7.2.6.5	Abnormal cases	142
7.2.6.5.1	Abnormal cases at the initiating UE	142
7.2.7	PC5 QoS flow establishment over 5G ProSe direct link	142
7.2.8	PC5 QoS flow match over 5G ProSe direct link	143
7.2.9	Data transmission over 5G ProSe direct link	144
7.2.9.1	Transmission	144
7.2.9.2	Procedure for UE to use provisioned radio resources for ProSe communication over PC5	144
7.2.10	5G ProSe direct link security mode control procedure	144
7.2.10.1	General	144
7.2.10.2	5G ProSe direct link security mode control procedure initiation by the initiating UE	144
7.2.10.3	5G ProSe direct link security mode control procedure accepted by the target UE	148
7.2.10.4	5G ProSe direct link security mode control procedure completion by the initiating UE	151
7.2.10.5	5G ProSe direct link security mode control procedure not accepted by the target UE	151
7.2.10.6	Abnormal cases	152
7.2.10.6.1	Abnormal cases at the initiating UE	152
7.2.11	5G ProSe direct link re-keying procedure	153
7.2.11.1	General	153
7.2.11.2	5G ProSe direct link re-keying procedure initiation by the initiating UE	153
7.2.11.3	5G ProSe direct link re-keying procedure accepted by the target UE	154
7.2.11.4	5G ProSe direct link re-keying procedure completion by the initiating UE	155
7.2.11.5	Abnormal cases at the initiating UE	155
7.2.12	5G ProSe direct link authentication procedure	155
7.2.12.1	General	155
7.2.12.2	5G ProSe direct link authentication procedure initiation by the initiating UE	156
7.2.12.3	5G ProSe direct link authentication procedure accepted by the target UE	157
7.2.12.4	5G ProSe direct link authentication procedure completion by the initiating UE	157
7.2.12.5	5G ProSe direct link authentication procedure not accepted by the target UE	158
7.2.12.6	5G ProSe direct link authentication procedure not accepted by the initiating UE	158
7.2.12.7	Abnormal cases	158
7.2.12.7.1	Abnormal cases at the initiating UE	158
7.3	Broadcast mode 5G ProSe direct communication over PC5	159
7.3.1	Overview	159
7.3.2	Transmission of broadcast mode 5G ProSe communication over PC5	159
7.3.2.1	Initiation	159
7.3.2.1.1	Broadcast mode 5G ProSe communication over PC5 triggered by upper layers	159
7.3.2.1.2	PC5 QoS flow match and establishment	160
7.3.2.2	Transmission	161
7.3.2.3	Procedure for UE to use provisioned radio resources for 5G ProSe communication over PC5	162
7.3.2.4	Privacy of 5G ProSe transmission over PC5	163
7.3.3	Reception of broadcast mode 5G ProSe communication over PC5	164
7.3.4	IP address allocation for broadcast mode 5G ProSe communication over PC5	164
7.4	Groupcast mode 5G ProSe direct communication over PC5	165
7.4.1	Overview	165
7.4.2	Transmission of groupcast mode 5G ProSe communication over PC5	165
7.4.2.1	Initiation	165
7.4.2.1.1	Initiation of forming a group	165
7.4.2.1.2	Requirements for 5G ProSe direct communication over PC5	165
7.4.2.1.3	PC5 QoS flow match and establishment	165
7.4.2.2	Transmission	166
7.4.2.3	Procedure for UE to use provisioned radio resources for 5G ProSe direct communication over PC5	166
7.4.2.4	Privacy of 5G ProSe direct transmission over PC5	166
7.4.3	Reception of groupcast mode 5G ProSe direct communication over PC5	166
7.4.4	IP address allocation for groupcast mode 5G ProSe communication over PC5	166
7.5	Void	167
7.5.1	Void	167
7.5.2	Void	167
7.5.3	Void	167
7.6	PC3ach control protocol for 5G ProSe direct communication	167

7.6.1	Transport protocol for PC3ach control protocol for 5G ProSe direct communication	167
7.6.2	Procedures for PC3ach control protocol for 5G ProSe direct communication	167
7.6.2.1	Usage information report list sending procedure	167
7.6.2.1.1	General	167
7.6.2.1.2	Usage information report list sending procedure initiation	167
7.6.2.1.3	Usage information report list sending procedure accepted by the 5G DDNMF.....	174
7.6.2.1.4	Usage information report list sending procedure successful completion by the UE	174
7.6.2.1.5	Usage information report list sending procedure not accepted by the 5G DDNMF.....	174
7.6.2.1.6	Usage information report list sending procedure unsuccessful completion by the UE.....	175
8	5G ProSe UE-to-network relay	175
8.1	Overview	175
8.2	Procedures	175
8.2.1	UE-to-network relay discovery over PC5 interface	175
8.2.1.1	General	175
8.2.1.2	UE-to-network relay discovery over PC5 interface with model A.....	177
8.2.1.2.1	General	177
8.2.1.2.2	Announcing UE relay discovery for UE-to-network relay discovery.....	177
8.2.1.2.2.1	General.....	177
8.2.1.2.2.2	Announcing UE procedure for UE-to-network relay discovery initiation	177
8.2.1.2.2.3	Announcing UE procedure for UE-to-network relay discovery completion.....	179
8.2.1.2.3	Monitoring UE relay discovery for UE-to-network relay discovery	179
8.2.1.2.3.1	General.....	179
8.2.1.2.3.2	Monitoring UE procedure for UE-to-network relay discovery initiation.....	179
8.2.1.2.3.3	Monitoring UE procedure for UE-to-network relay discovery completion	181
8.2.1.2.4	Announcing UE procedure for relay discovery additional information.....	181
8.2.1.2.4.1	General.....	181
8.2.1.2.4.2	Announcing procedure for relay discovery additional information	181
8.2.1.2.5	Monitoring UE procedure for relay discovery additional information	183
8.2.1.2.5.1	General.....	183
8.2.1.2.5.2	Monitoring procedure for relay discovery additional information.....	184
8.2.1.3	UE-to-network relay discovery over PC5 interface with model B.....	185
8.2.1.3.1	Discoverer UE procedure for UE-to-network Relay discovery	185
8.2.1.3.1.1	General.....	185
8.2.1.3.1.2	Discoverer UE procedure for UE-to-network relay discovery initiation	185
8.2.1.3.1.3	Discoverer UE procedure for UE-to-network Relay discovery completion.....	188
8.2.1.3.2	Discoveree UE procedure for UE-to-network Relay discovery.....	188
8.2.1.3.2.1	General.....	188
8.2.1.3.2.2	Discoveree UE procedure for UE-to-network relay discovery initiation	188
8.2.1.3.2.3	Discoveree UE procedure for UE-to-network relay discovery completion	191
8.2.1.4	Procedure for UE to use provisioned radio resources for 5G ProSe UE-to-network discovery.....	191
8.2.2	UE-to-network relay selection procedure	192
8.2.2.1	General	192
8.2.2.2	UE-to-network relay selection procedure initiation	192
8.2.2.3	UE-to-network relay selection procedure completion.....	193
8.2.3	UE-to-network relay reselection procedure	193
8.2.3.1	General	193
8.2.3.2	UE-to-network relay reselection procedure initiation	193
8.2.4	Procedure for UE to use provisioned radio resources for 5G ProSe UE-to-network relay communication	194
8.2.5	IP address allocation for 5G ProSe remote UE in 5G ProSe layer-3 UE-to-network relay procedure	195
8.2.5a	IPv6 prefix delegation via DHCPv6 for 5G ProSe layer-3 UE-to-network relay	195
8.2.6	QoS handling for 5G ProSe UE-to-network relay	196
8.2.6.1	General	196
8.2.6.2	QoS handling for 5G ProSe layer-2 UE-to-network relay	196
8.2.6.3	QoS handling for 5G ProSe layer-3 UE-to-network relay without N3IWF	196
8.2.6.3.1	General	196
8.2.6.3.2	QoS flows handling initiated by the network	196
8.2.6.3.3	PC5 QoS flows handling initiated by the 5G ProSe layer-3 remote UE.....	197
8.2.6.4	QoS handling for 5G ProSe layer-3 UE-to-network relay with N3IWF	198
8.2.6.4.1	General	198
8.2.6.4.2	QoS handling with QoS signalling procedure	198

8.2.7	5G ProSe layer-3 UE-to-network relay with N3IWF support.....	199
8.2.7.1	General.....	199
8.2.7.2	5G ProSe layer-3 UE-to-network relay UE establishing PDU session to access N3IWF.....	199
8.2.7.3	N3IWF selection for 5G ProSe layer-3 remote UE.....	200
8.2.8	5G ProSe additional parameters announcement procedure.....	200
8.2.8.1	General.....	200
8.2.8.2	5G ProSe additional parameters announcement procedure initiation by the 5G ProSe layer-3 remote UE.....	200
8.2.8.3	5G ProSe additional parameters announcement procedure accepted by the 5G ProSe layer-3 UE-to-network relay UE.....	201
8.2.8.4	5G ProSe additional parameters announcement procedure completion by the 5G ProSe layer-3 remote UE.....	201
8.2.8.5	Abnormal cases.....	201
8.2.8.5.1	Abnormal cases in the 5G ProSe layer-3 remote UE.....	201
8.2.9	5G ProSe AA message reliable transport procedure.....	201
8.2.9.1	General.....	201
8.2.9.2	5G ProSe AA message reliable transport procedure initiation.....	202
8.2.9.3	5G ProSe AA message reliable transport procedure accepted by the target UE.....	202
8.2.9.4	5G ProSe AA message reliable transport procedure completion by the initiating UE.....	203
8.2.9.5	Abnormal cases.....	203
8.2.9.5.1	Abnormal cases at the initiating UE.....	203
8.2.10	5G ProSe security procedures over PC8 interface.....	203
8.2.10.1	General.....	203
8.2.10.1.1	Transport protocol for PC8 messages.....	203
8.2.10.1.2	Handling of UE-initiated procedures.....	203
8.2.10.1.2.1	General.....	203
8.2.10.1.2.2	5G PKMF discovery.....	204
8.2.10.2	Procedures.....	204
8.2.10.2.1	Types of 5G ProSe procedures over PC8 interface.....	204
8.2.10.2.2	5G ProSe UE-to-network relay discovery security parameters request procedure.....	204
8.2.10.2.2.1	General.....	204
8.2.10.2.2.2	5G ProSe UE-to-network relay discovery security parameters request procedure initiation.....	204
8.2.10.2.2.3	5G ProSe UE-to-network relay discovery security parameters request procedure accepted by the 5G PKMF.....	206
8.2.10.2.2.4	5G ProSe UE-to-network relay discovery security parameters request procedure completion by the UE.....	208
8.2.10.2.2.5	5G ProSe UE-to-network relay discovery security parameters request procedure not accepted by the 5G PKMF.....	208
8.2.10.2.2.6	Abnormal cases in the UE.....	208
8.2.10.2.2.7	Abnormal cases in the 5G PKMF.....	209
8.2.10.2.3	5G ProSe remote user key request procedure.....	209
8.2.10.2.3.1	General.....	209
8.2.10.2.3.2	5G ProSe remote user key request procedure initiation.....	209
8.2.10.2.3.3	5G ProSe remote user key request procedure accepted by the 5G PKMF.....	210
8.2.10.2.3.4	5G ProSe remote user key request procedure completion by the UE.....	210
8.2.10.2.3.5	5G ProSe remote user key request procedure not accepted by the 5G PKMF.....	210
8.2.10.2.3.6	Abnormal cases in the UE.....	211
8.2.10.2.3.7	Abnormal cases in the 5G PKMF.....	211
8.2.10.2.4	Key request procedure.....	211
8.2.10.2.4.1	General.....	211
8.2.10.2.4.2	Key request procedure initiation.....	211
8.2.10.2.4.3	Key request procedure accepted by the 5G PKMF.....	212
8.2.10.2.4.4	Key request procedure completion by the UE.....	213
8.2.10.2.4.5	Key request procedure not accepted by the 5G PKMF.....	213
8.2.10.2.4.6	Abnormal cases in the UE.....	213
8.2.10.2.4.7	Abnormal cases in the 5G PKMF.....	213
8.2.11	UE-to-network relay unicast direct communication over PC5 interface.....	213
8.2.12	5G ProSe security procedures over PC3a interface.....	214
8.2.12.1	General.....	214
8.2.12.1.1	Transport protocol for PC3a messages.....	214
8.2.12.1.2	Handling of UE-initiated procedures.....	214
8.2.12.1.2.1	General.....	214

8.2.12.1.2.2	5G DDNMF discovery.....	214
8.2.12.2	Procedures.....	214
8.2.12.2.1	Types of 5G ProSe security procedures over PC3a interface	214
8.2.12.2.2	5G ProSe UE-to-network relay discovery security material request procedure	215
8.2.12.2.2.1	General.....	215
8.2.12.2.2.2	5G ProSe UE-to-network relay discovery security material request procedure initiation	215
8.2.12.2.2.3	5G ProSe UE-to-network relay discovery security material request procedure accepted by the 5G DDNMF	216
8.2.12.2.2.4	5G ProSe UE-to-network relay discovery security material request procedure completion by the UE	218
8.2.12.2.2.5	5G ProSe UE-to-network relay discovery security material request procedure not accepted by the 5G DDNMF	218
8.2.12.2.2.6	Abnormal cases in the UE.....	218
8.2.12.2.2.7	Abnormal cases in the 5G DDNMF.....	219
9	Handling of unknown, unforeseen and erroneous protocol data	219
9.1	General	219
9.2	Handling of unknown, unforeseen and erroneous protocol data in messages sent over the PC3a or PC8 interface.....	219
9.2.1	Unforeseen message type.....	219
9.3	Handling of unknown, unforeseen and erroneous protocol data in messages sent over the PC5 interface	220
9.3.1	Message too short or too long.....	220
9.3.1.1	Message too short.....	220
9.3.1.2	Message too long	220
9.3.2	Unknown or unforeseen message type.....	220
9.3.3	Non-semantic mandatory information element errors.....	220
9.3.4	Unknown and unforeseen IEs in the non-imperative message part	220
9.3.4.1	IEs unknown in the message.....	220
9.3.4.2	Out of sequence IEs	220
9.3.4.3	Repeated IEs	220
9.3.5	Non-imperative message part errors	221
9.3.5.1	General	221
9.3.5.2	Syntactically incorrect optional IEs	221
9.3.5.3	Conditional IE errors.....	221
9.3.6	Messages with semantically incorrect contents	221
10	Message functional definitions and contents.....	221
10.1	Overview	221
10.2	5G ProSe direct discovery messages	221
10.2.1	Message definition.....	221
10.2.2	Relay TAI	226
10.2.3	NCGI	226
10.2.4	Target user info.....	226
10.2.5	Metadata	226
10.2.6	RRC container	227
10.2.7	Target discoveree info	227
10.3	PC5 signalling messages	227
10.3.1	ProSe direct link establishment request	227
10.3.1.1	Message definition	227
10.3.1.2	Target user info	228
10.3.1.3	Key establishment information container.....	228
10.3.1.4	Nonce_1	228
10.3.1.5	MSB of $K_{NRP-sess}$ ID.....	229
10.3.1.6	K_{NRP} ID	229
10.3.1.7	Relay service code.....	229
10.3.1.8	ProSe identifiers	229
10.3.1.9	UE identity	229
10.3.1.10	User security key ID.....	229
10.3.1.11	HPLMN ID	229
10.3.1.12	UTC-based counter LSB	229
10.3.1.13	MIC.....	229
10.3.2	ProSe direct link establishment accept.....	229

10.3.2.1	Message definition	229
10.3.2.2	IP address configuration.....	230
10.3.2.3	Target link local IPv6 address.....	230
10.3.2.4	QoS flow descriptions	230
10.3.2.5	QoS rules.....	230
10.3.3	ProSe direct link establishment reject.....	230
10.3.3.1	Message definition	230
10.3.3.2	Back-off value.....	231
10.3.3.3	EAP message.....	231
10.3.4	ProSe direct link release request.....	231
10.3.4.1	Message definition	231
10.3.4.2	Back-off value.....	231
10.3.5	ProSe direct link release accept	232
10.3.5.1	Message definition	232
10.3.6	ProSe direct link modification request.....	232
10.3.6.1	Message definition	232
10.3.6.2	QoS rules.....	232
10.3.7	ProSe direct link modification accept	233
10.3.7.1	Message definition	233
10.3.7.2	QoS flow descriptions	233
10.3.7.3	QoS rules.....	233
10.3.8	ProSe direct link keepalive request.....	233
10.3.8.1	Message definition	233
10.3.8.2	Maximum inactivity period.....	234
10.3.9	ProSe direct link keepalive response	234
10.3.9.1	Message definition	234
10.3.10	ProSe direct link authentication request.....	234
10.3.10.1	Message definition	234
10.3.11	ProSe direct link authentication response	235
10.3.11.1	Message definition	235
10.3.12	ProSe direct link authentication reject	235
10.3.12.1	Message definition	235
10.3.13	ProSe direct link security mode command	236
10.3.13.1	Message definition	236
10.3.13.2	Nonce_2	236
10.3.13.3	LSB of KNRP-sess ID	236
10.3.13.4	Key establishment information container.....	236
10.3.13.5	MSBs of KNRP ID	237
10.3.13.6	UE PC5 unicast signalling security policy	237
10.3.13.7	GPI	237
10.3.13.8	EAP message.....	237
10.3.14	ProSe direct link security mode complete.....	237
10.3.14.1	Message definition	237
10.3.14.2	IP address configuration.....	238
10.3.14.3	Target link local IPv6 address.....	238
10.3.14.4	LSBs of KNRP ID	238
10.3.14.5	QoS rules.....	238
10.3.14.6	QoS flow descriptions	238
10.3.15	ProSe direct link security mode reject	238
10.3.15.1	Message definition	238
10.3.15.2	RAND	239
10.3.15.3	AUTS	239
10.3.16	ProSe direct link rekeying request	239
10.3.16.1	Message definition	239
10.3.16.2	Key establishment information container.....	239
10.3.16.3	Nonce_1	239
10.3.16.4	MSB of KNRP-sess ID	240
10.3.16.5	Re-authentication indication	240
10.3.16.6	User security key ID.....	240
10.3.16.7	HPLMN ID	240
10.3.17	ProSe direct link rekeying response.....	240
10.3.17.1	Message definition	240

10.3.18	ProSe direct link identifier update request	240
10.3.18.1	Message definition	240
10.3.18.2	Source user info	241
10.3.18.3	Source link local IPv6 address	241
10.3.19	ProSe direct link identifier update accept	241
10.3.19.1	Message definition	241
10.3.19.2	Target user info	242
10.3.19.3	Target link local IPv6 address	242
10.3.19.4	Source user info	242
10.3.19.5	Source link local IPv6 address	242
10.3.20	ProSe direct link identifier update ack	242
10.3.20.1	Message definition	242
10.3.20.2	Target user info	243
10.3.20.3	Target link local IPv6 address	243
10.3.21	ProSe direct link identifier update reject	243
10.3.21.1	Message definition	243
10.3.22	ProSe direct link modification reject	243
10.3.22.1	Message definition	243
10.3.23	ProSe direct link authentication failure	244
10.3.23.1	Message definition	244
10.3.23.2	Key establishment information container	244
10.3.24	ProSe additional parameters announcement request	244
10.3.24.1	Message definition	244
10.3.25	ProSe additional parameters announcement response	245
10.3.25.1	Message definition	245
10.3.26	ProSe AA message transport request	245
10.3.26.1	Message definition	245
10.3.26.2	EAP message	246
10.3.27	ProSe AA message transport response	246
10.3.27.1	Message definition	246
10.3.27.2	EAP message	246
10.4	Provisioning of 5G ProSe configuration information signalling messages	246
10.4.1	UE policy provisioning request	246
10.4.2	UE policy provisioning reject	246
10.5	5G ProSe discovery and security messages over PC3a	246
10.5.1	General	246
10.5.2	application/vnd.3gpp-prose-pc3a+xml	247
10.5.3	XML schema	247
10.5.4	Semantics	258
10.5.4.1	General	258
10.5.4.2	Semantics of <DISCOVERY_REQUEST>	258
10.5.4.3	Semantics of <DISCOVERY_RESPONSE>	259
10.5.4.4	Semantics of <MATCH_REPORT>	262
10.5.4.5	Semantics of <MATCH_REPORT_ACK>	263
10.5.4.6	Semantics of <DISCOVERY_UPDATE_REQUEST>	264
10.5.4.7	Semantics of <DISCOVERY_UPDATE_RESPONSE>	264
10.5.4.8	Semantics of <ANNOUNCING_ALERT_REQUEST>	265
10.5.4.9	Semantics of <ANNOUNCING_ALERT_RESPONSE>	265
10.5.4.10	Semantics of <PROSE_5GPKMF_ADDRESS_REQUEST>	266
10.5.4.11	Semantics of <PROSE_5GPKMF_ADDRESS_RESPONSE>	266
10.5.4.12	Semantics of <PROSE_SECURITY_MATERIAL_REQUEST>	266
10.5.4.13	Semantics of <PROSE_SECURITY_MATERIAL_RESPONSE>	267
10.6	5G ProSe security messages over PC8	267
10.6.1	General	267
10.6.2	application/vnd.3gpp-prose-pc8+xml	267
10.6.3	XML schema	267
10.6.4	Semantics	271
10.6.4.1	General	271
10.6.4.2	Semantics of <PROSE_SECURITY_PARAM_REQUEST> element	272
10.6.4.3	Semantics of <PROSE_SECURITY_PARAM_RESPONSE> element	273
10.6.4.4	Semantics of <PROSE_PRUK_REQUEST>	275
10.6.4.5	Semantics of <PROSE_PRUK_RESPONSE>	275

10.6.4.6	Semantics of <PROSE_KEY_REQUEST> element	275
10.6.4.7	Semantics of <PROSE_KEY_RESPONSE> element.....	276
10.7	Messages transmitted over the PC3ach interface	277
10.7.1	General.....	277
10.7.2	application/vnd.3gpp-prose-pc3ach+xml.....	277
10.7.3	XML Schema.....	277
10.7.4	Semantics.....	281
10.7.4.1	General	281
10.7.4.2	Semantics of <PROSE_USAGE_INFORMATION_REPORT_LIST>.....	281
10.7.4.3	Semantics of <PROSE_USAGE_INFORMATION_REPORT_LIST_RESPONSE>.....	286
11	Information elements coding.....	287
11.1	Overview	287
11.2	5G ProSe direct discovery message formats	287
11.2.1	ProSe direct discovery PC5 message type	287
11.2.2	ProSe application code.....	288
11.2.3	ProSe restricted code	288
11.2.4	MIC.....	289
11.2.5	UTC-based counter	289
11.2.6	Application layer group ID	289
11.2.7	User info ID	289
11.2.8	Relay service code	289
11.2.9	Status indicator	290
11.2.10	TAI.....	290
11.2.11	UTC-based counter LSB.....	290
11.2.12	NCGI	291
11.2.13	Metadata	291
11.2.14	RRC container	292
11.2.15	PLMN ID.....	292
11.3	PC5 signalling message formats.....	293
11.3.1	ProSe PC5 signalling message type.....	293
11.3.2	Sequence number.....	293
11.3.3	ProSe identifier	293
11.3.4	Application layer ID	294
11.3.5	PC5 QoS flow descriptions.....	295
11.3.6	IP address configuration	302
11.3.7	Link local IPv6 address.....	303
11.3.8	PC5 signalling protocol cause.....	303
11.3.9	Key establishment information container	304
11.3.10	Nonce.....	304
11.3.11	UE security capabilities	305
11.3.12	UE PC5 unicast signalling security policy.....	308
11.3.13	MSB of K _{NRP-sess} ID	308
11.3.14	K _{NRP} ID	309
11.3.15	LSB of K _{NRP-sess} ID	309
11.3.16	MSBs of K _{NRP} ID.....	310
11.3.17	LSBs of K _{NRP} ID.....	310
11.3.18	Configuration of UE PC5 unicast user plane security protection	310
11.3.19	Link modification operation code.....	311
11.3.20	Keep-alive counter.....	312
11.3.21	Maximum inactivity period	312
11.3.22	Selected security algorithms	313
11.3.23	UE PC5 unicast user plane security policy	313
11.3.24	Re-authentication indication	314
11.3.25	Layer-2 ID	315
11.3.26	Relay service code	315
11.3.27	GPRS timer	316
11.3.28	Additional parameters announcement request refresh timer T5106	316
11.3.29	PC5 QoS rules.....	316
11.3.30	5GS mobile identity	324
11.3.31	EAP message	324
11.3.32	PRUK ID	324

11.3.32	User security key ID	324
11.3.33	PLMN ID.....	325
11.3.34	Void	325
11.3.35	GPI.....	325
11.3.36	RAND.....	326
11.3.37	AUTS.....	326
11.3.38	MIC.....	327
11.4	5G ProSe direct discovery message over PC3a formats.....	327
11.4.1	Data types format in XML schema.....	327
11.4.2	Parameters in 5G ProSe direct discovery messages over PC3a.....	327
11.4.2.1	Transaction ID.....	327
11.4.2.2	Command.....	328
11.4.2.3	Void.....	328
11.4.2.4	Prose application ID.....	328
11.4.2.5	Application identity.....	328
11.4.2.6	ProSe application code.....	328
11.4.2.7	Validity timer T5060.....	328
11.4.2.8	PC3a control protocol cause value	328
11.4.2.9	Discovery filter	329
11.4.2.10	Monitored PLMN ID.....	329
11.4.2.11	VPLMN ID	329
11.4.2.12	UTC-based counter	329
11.4.2.13	Validity timer T5072.....	330
11.4.2.14	Metadata flag.....	330
11.4.2.15	Metadata.....	330
11.4.2.16	Current time	330
11.4.2.17	Max offset	330
11.4.2.18	Discovery type	330
11.4.2.19	Match report refresh timer T5074	330
11.4.2.20	Requested timer.....	330
11.4.2.21	DDNMF transaction ID.....	331
11.4.2.22	Update info.....	331
11.4.2.23	RPAUID.....	331
11.4.2.24	Announcing type	331
11.4.2.25	Application level container	332
11.4.2.26	Discovery entry ID.....	332
11.4.2.27	ProSe restricted code.....	332
11.4.2.28	ProSe restricted code suffix range.....	332
11.4.2.29	On demand announcing enabled indicator	332
11.4.2.30	Restricted discovery filter	332
11.4.2.31	ACE enabled indicator	333
11.4.2.32	Validity timer T5062.....	333
11.4.2.33	Restricted code security material	333
11.4.2.34	Discovery model	334
11.4.2.35	ProSe response code.....	334
11.4.2.36	Discovery query filter	334
11.4.2.37	Validity timer T5068.....	334
11.4.2.38	Subquery result	334
11.4.2.39	Validity timer T5076.....	335
11.4.2.40	Match report refresh timer T5077	335
11.4.2.41	Metadata index mask.....	335
11.4.2.42	Network-initiated transaction method.....	335
11.4.2.43	Announcing PLMN ID.....	335
11.4.2.44	Metadata Indicator	335
11.4.2.45	ProSe application code prefix	335
11.4.2.46	ProSe application code suffix.....	336
11.4.2.47	ProSe application code ACE.....	336
11.4.2.48	Discovery key	336
11.4.2.49	PC5 security policies.....	336
11.4.2.50	PC5 UE ciphering algorithm capability	336
11.4.2.51	Selected PC5 ciphering algorithm.....	336
11.4.2.52	ProSe PC5 discovery message	336

11.4.2.53	PKMF address.....	336
11.5	Void.....	338
11.6	5G ProSe security message over PC8 formats	338
11.6.1	Data types format in XML schema	338
11.6.2	Parameters in 5G ProSe security messages over PC8.....	339
11.6.2.1	Transaction ID.....	339
11.6.2.2	UP-PRUK	339
11.6.2.3	UP-PRUK ID	339
11.6.2.4	PC5 UE security capabilities.....	339
11.6.2.5	MCC.....	339
11.6.2.6	MNC	339
11.6.2.7	Current time	339
11.6.2.8	Max offset	340
11.6.2.9	Expiration timer	340
11.6.2.10	Relay service code.....	340
11.6.2.11	Selected PC5 ciphering algorithm.....	340
11.6.2.12	DUSK.....	340
11.6.2.13	DUIK.....	340
11.6.2.14	DUCK	340
11.6.2.15	Encrypted bitmask.....	340
11.6.2.16	GPI	340
11.6.2.17	Signalling ciphering policy	340
11.6.2.18	User plane integrity protection policy	340
11.6.2.19	User plane ciphering policy.....	340
11.6.2.20	PC8 control protocol cause value	341
11.6.2.21	SUCI	341
11.6.2.22	K_{NRP} freshness parameter 1	341
11.6.2.23	AUTS	341
11.6.2.24	RAND	341
11.6.2.25	K_{NRP}	341
11.6.2.26	K_{NRP} freshness parameter 2	341
11.6.2.27	PLMN ID	341
11.7	Formats for messages transmitted over the PC3ach interface	341
11.7.1	Data types format in XML schema.....	341
11.7.2	Parameters in messages transmitted over the PC3ach interface.....	342
11.7.2.1	Transaction ID.....	342
11.7.2.2	Sequence number	342
11.7.2.3	In coverage.....	342
11.7.2.4	NCGI.....	342
11.7.2.5	5G ProSe direct communication radio parameters	342
11.7.2.6	Cause value	342
11.7.2.7	Timestamp.....	343
11.7.2.8	ProSe layer-2 group ID	343
11.7.2.9	5G ProSe Group IP multicast address	343
11.7.2.10	UE IP address.....	343
11.7.2.11	UE layer-2 ID.....	343
11.7.2.12	Data amount	343
11.7.2.13	Radio resources indicator	343
11.7.2.14	Radio frequency	343
11.7.2.15	PC5 QoS flow identifier.....	343
11.7.2.16	PQI.....	344
11.7.2.17	GFBR	344
11.7.2.18	MFBR	344
11.7.2.19	Averaging window	344
11.7.2.20	Resource type	344
11.7.2.21	Default priority level.....	344
11.7.2.22	Packet delay budget.....	344
11.7.2.23	Packet error rate	344
11.7.2.24	Default maximum data burst volume	344
12	List of system parameters.....	344
12.1	Overview	344

12.2	Timers of provisioning of parameters for 5G ProSe configuration procedures.....	345
12.3	Timers of 5G ProSe direct link management procedures	348
12.4	Timers of 5G ProSe direct discovery procedures over PC3a	353
12.5	Timers of broadcast mode 5G ProSe communication over PC5 interface	361
12.6	Timers of groupcast mode 5G ProSe communication over PC5 interface	362
12.7	Timers of 5G ProSe additional parameters announcement procedure.....	362
12.8	Timers for PC8 interface	363
12.9	Timers of 5G ProSe UE-to-network relay with model B	363
12.10	Timers for 5G ProSe UE-to-network relay discovery security material request procedure over PC3a interface.....	364
Annex A (informative): IANA registrations.....		365
A.1	IANA registrations for MIME types	365
A.1.1	General	365
A.1.2	application/vnd.3gpp-prose-pc3a+xml	365
A.1.2A	application/vnd.3gpp-prose-pc8+xml.....	366
A.1.3	application/vnd.3gpp-prose-pc3ach+xml	368
Annex B (informative): Change history		370
History		376

Foreword

This Technical Specification has been produced by the 3rd Generation Partnership Project (3GPP).

The contents of the present document are subject to continuing work within the TSG and may change following formal TSG approval. Should the TSG modify the contents of the present document, it will be re-released by the TSG with an identifying change of release date and an increase in version number as follows:

Version x.y.z

where:

- x the first digit:
 - 1 presented to TSG for information;
 - 2 presented to TSG for approval;
 - 3 or greater indicates TSG approved document under change control.
- y the second digit is incremented for all changes of substance, i.e. technical enhancements, corrections, updates, etc.
- z the third digit is incremented when editorial only changes have been incorporated in the document.

In the present document, modal verbs have the following meanings:

- shall** indicates a mandatory requirement to do something
- shall not** indicates an interdiction (prohibition) to do something

The constructions "shall" and "shall not" are confined to the context of normative provisions and do not appear in Technical Reports.

The constructions "must" and "must not" are not used as substitutes for "shall" and "shall not". Their use is avoided insofar as possible and they are not used in a normative context except in a direct citation from an external, referenced, non-3GPP document, or so as to maintain continuity of style when extending or modifying the provisions of such a referenced document.

- should** indicates a recommendation to do something
- should not** indicates a recommendation not to do something
- may** indicates permission to do something
- need not** indicates permission not to do something

The construction "may not" is ambiguous and is not used in normative elements. The unambiguous constructions "might not" or "shall not" are used instead, depending upon the meaning intended.

- can** indicates that something is possible
- cannot** indicates that something is impossible

The constructions "can" and "cannot" are not substitutes for "may" and "need not".

- will** indicates that something is certain or expected to happen as a result of action taken by an agency the behaviour of which is outside the scope of the present document
- will not** indicates that something is certain or expected not to happen as a result of action taken by an agency the behaviour of which is outside the scope of the present document
- might** indicates a likelihood that something will happen as a result of action taken by some agency the behaviour of which is outside the scope of the present document

might not indicates a likelihood that something will not happen as a result of action taken by some agency the behaviour of which is outside the scope of the present document

In addition:

is (or any other verb in the indicative mood) indicates a statement of fact

is not (or any other negative verb in the indicative mood) indicates a statement of fact

The constructions "is" and "is not" do not indicate requirements.

1 Scope

The present document specifies the protocols for Proximity-based Services (ProSe) in 5G system as specified in 3GPP TS 23.304 [2] for:

- a) 5G ProSe direct discovery;
- b) 5G ProSe communication over the PC5 interface; and
- c) 5G ProSe UE-to-network relay.

The present document defines the associated procedures for 5G ProSe service authorization and configuration, 5G ProSe direct discovery, 5G ProSe direct communication, and 5G ProSe UE-to-network relay.

The present document also defines the message format, message contents, error handling and system parameters applied by the protocols for ProSe in 5GS.

2 References

The following documents contain provisions which, through reference in this text, constitute provisions of the present document.

- References are either specific (identified by date of publication, edition number, version number, etc.) or non-specific.
- For a specific reference, subsequent revisions do not apply.
- For a non-specific reference, the latest version applies. In the case of a reference to a 3GPP document (including a GSM document), a non-specific reference implicitly refers to the latest version of that document in the same Release as the present document.

- [1] 3GPP TR 21.905: "Vocabulary for 3GPP Specifications".
- [2] 3GPP TS 23.304: "Proximity based Services (ProSe) in the 5G System (5GS); Stage 2".
- [3] IETF RFC 7230: "Hypertext Transfer Protocol (HTTP/1.1): Message Syntax and Routing".
- [4] IETF RFC 7231: "Hypertext Transfer Protocol (HTTP/1.1): Semantics and Content".
- [5] 3GPP TS 24.526: "UE policies for 5G System (5GS); Stage 3".
- [6] OMA-WAP-TS-PushOTA-V2_1-20110405-A: "Push Over the Air".
- [7] OMA-AD-Push-V2_2-20110809-A: "Push Architecture".
- [8] WAP-168-ServiceLoad-20010731-a: "Service Loading".
- [9] 3GPP TS 29.555: "Inter-5G Direct Discovery Name Management Function (DDNMF) signalling aspects; Stage 3".
- [10] 3GPP TS 29.503: "5G System; Unified Data Management Services; Stage 3".
- [11] 3GPP TS 24.501: "Non-Access-Stratum (NAS) protocol for 5G System (5GS); Stage 3".
- [12] 3GPP TS 23.003: "Numbering, addressing and identification".
- [13] 3GPP TS 38.331: "NR; Radio Resource Control (RRC); Protocol Specification".
- [14] 3GPP TS 23.122: "Non-Access-Stratum (NAS) functions related to Mobile Station (MS) in idle mode".
- [15] 3GPP TS 38.304: "User Equipment (UE) procedures in Idle mode and RRC Inactive state".
- [16] 3GPP TS 38.323: "NR; Packet Data Convergence Protocol (PDCP) specification".

- [17] 3GPP TS 24.555: "Proximity-services (ProSe) in 5G System (5GS); User Equipment (UE) policies; Stage 3".
- [18] 3GPP TS 24.587: "Vehicle-to-Everything (V2X) services in 5G System (5GS); Protocol aspects; Stage 3".
- [19] 3GPP TS 29.557: "5G System; Application Function ProSe Service; Stage 3".
- [20] 3GPP TS 24.007: "Mobile radio interface signalling layer-3; General aspects".
- [21] 3GPP TS 38.300: "NR; NR and NG-RAN Overall Description; Stage 2".
- [22] 3GPP TS 23.501: "System Architecture for the 5G System; Stage 2".
- [23] IETF RFC 2131: "Dynamic Host Configuration Protocol".
- [24] IETF RFC 4039: "Rapid Commit Option for the Dynamic Host Configuration Protocol version 4 (DHCPv4)".
- [25] IETF RFC 4862: "IPv6 Stateless Address Autoconfiguration".
- [26] 3GPP TS 24.502: "Access to the 5G System (5GS) via non-3GPP access networks; Stage 3".
- [27] ITU-T Recommendation E.212: "The international identification plan for mobile terminals and mobile users".
- [28] ISO/IEC 10118-3:2018: "IT Security techniques – Hash-functions – Part 3: Dedicated hash-functions".
- [29] W3C REC-xmlschema-2-20041028: "XML Schema Part 2: Datatypes".
- [30] IETF RFC 4122: "A Universally Unique Identifier (UUID) URN Namespace".
- [31] 3GPP TS 24.008: "Mobile Radio Interface Layer 3 specification; Core Network Protocols; Stage 3".
- [32] IETF RFC 826: "An Ethernet Address Resolution Protocol".
- [33] 3GPP TS 23.503: "Policy and Charging Control Framework for the 5G System; Stage 2".
- [34] 3GPP TS 33.503: "Security Aspects of Proximity based Services (ProSe) in the 5G System (5GS)".
- [35] 3GPP TS 23.303: "Proximity-based services (ProSe); Stage 2".
- [36] 3GPP TS 33.303: "Proximity-based Services (ProSe); Security aspects".
- [37] 3GPP TS 33.536: "Security aspects of 3GPP support for advanced Vehicle-to-Everything (V2X) services".
- [38] IETF RFC 3927: "Dynamic Configuration of IPv4 Link-Local Addresses".
- [39] IETF RFC 3748: "Extensible Authentication Protocol (EAP)".
- [40] IETF RFC 20: "ASCII format for Network Interchange".
- [41] IETF RFC 4288: "Media Type Specifications and Registration Procedures".
- [42] IETF RFC 7303: "XML Media Types".
- [43] IETF RFC 7542: "The Network Access Identifier".
- [44] 3GPP TS 33.223: "Generic Authentication Architecture (GAA); Generic Bootstrapping Architecture (GBA) Push function".
- [45] 3GPP TS 32.277: "Proximity-based Services (ProSe) charging".

- [46] 3GPP TS 33.220: "Generic Authentication Architecture (GAA); Generic Bootstrapping Architecture (GBA)".
- [47] 3GPP TS 33.535: "Authentication and Key Management for Applications (AKMA) based on 3GPP credentials in the 5G System (5GS)".
- [48] IETF RFC 1166: "Internet Numbers".
- [49] IETF RFC 5952: "A Recommendation for IPv6 Address Text Representation".
- [50] 3GPP TS 33.501: "Security architecture and procedures for 5G system".
- [51] 3GPP TS 23.502: "Procedures for the 5G System (5GS); Stage 2".

3 Definitions of terms, symbols and abbreviations

3.1 Terms

For the purposes of the present document, the terms given in 3GPP TR 21.905 [1] and the following apply. A term defined in the present document takes precedence over the definition of the same term, if any, in 3GPP TR 21.905 [1].

5G ProSe Direct Communication: A function that supports the communications between two or more UEs in proximity that are 5G ProSe-enabled, by means of user plane transmission using NR technology via a path not traversing any network node.

5G ProSe Direct Discovery: A function employed by a 5G ProSe-enabled UE to discover other 5G ProSe-enabled UEs in its vicinity based on direct radio transmissions between the two UEs with NR technology.

5G ProSe UE-to-network relay: A function employed by a 5G ProSe-enabled UE to support the communications between a 5G ProSe UE-to-network remote UE and DN.

5G ProSe layer-2 UE-to-network relay: A function employed by a 5G ProSe-enabled UE to support the communications between a 5G ProSe layer-2 UE-to-network remote UE and DN.

5G ProSe layer-3 UE-to-network relay: A function that supports the communications between a 5G ProSe layer-3 UE-to-network remote UE and DN.

5G ProSe UE-to-network relay UE: A 5G ProSe-enabled UE that provides functionality to support connectivity to the network for 5G ProSe remote UE(s).

5G ProSe layer-2 UE-to-network relay UE: A 5G ProSe-enabled UE that provides functionality to support connectivity to the network for 5G ProSe layer-2 remote UE(s) via layer-2 protocol.

5G ProSe layer-3 UE-to-network relay UE: A 5G ProSe-enabled UE that provides functionality to support connectivity to the network for 5G ProSe layer-3 remote UE(s) via layer-3 protocol.

5G ProSe layer-2 remote UE: A 5G ProSe-enabled UE that communicates with a DN via a 5G ProSe layer-2 UE-to-network relay UE.

5G ProSe layer-3 remote UE: A 5G ProSe-enabled UE that communicates with a DN via a 5G ProSe layer-3 UE-to-network relay UE.

Open 5G ProSe direct discovery: A 5G ProSe direct discovery that takes place without explicit permission from the 5G ProSe-enabled UE being discovered.

Restricted 5G ProSe direct discovery: A 5G ProSe direct discovery that only takes place with explicit permission from the 5G ProSe-enabled UE being discovered.

5G DDNMF CTF (ADF): Accounting Data Forwarding (ADF) function block of the Charging Trigger Function (CTF) in the 5G DDNMF.

Usage information report: Usage information related to one collection period.

Usage information report list: One or more usage information report(s) associated with the UE identity of a 5G ProSe-enabled UE.

For the purposes of the present document, the following term and definition given in TS 23.304 [2] apply:

5G ProSe-enabled UE
5G ProSe remote UE
Application layer ID
Application layer group ID
Destination layer-2 ID
Discovery entry ID
Discovery filter
Discovery query filter
Discovery response filter
Geographical area
Indirect network communication
Local PLMN
Member ID
Metadata index
Metadata index mask
Model A
Model B
Mode of communication
ProSe application code
ProSe application mask
ProSe application ID
ProSe discovery UE ID
ProSe identifier
ProSe layer-2 group ID
ProSe query code
ProSe response code
ProSe restricted code
ProSe restricted code prefix
ProSe restricted code suffix
Relay service code
Restricted ProSe application user ID
Source layer-2 ID
NR Tx profile
User info ID

3.2 Abbreviations

For the purposes of the present document, the abbreviations given in 3GPP TR 21.905 [1] and the following apply. An abbreviation defined in the present document takes precedence over the definition of the same abbreviation, if any, in 3GPP TR 21.905 [1].

5G DDNMF	5G Direct Discovery Name Management Function
5G PKMF	5G ProSe Key Management Function
5G ProSe	5G Proximity-based Services
AA	Authentication and Authorization
AKMA	Authentication and Key Management for Applications
CP-PRUK	Control Plane ProSe Remote User Key
CTF (ADF)	Charging Trigger Function (Accounting Data Forwarding)
DN	Data Network
DUCK	Discovery User Confidentiality Key
DUIK	Discovery User Integrity Key
DUSK	Discovery User Scrambling Key
FQDN	Fully Qualified Domain Name
GBA	Generic Bootstrapping Architecture
GFBR	Guaranteed Flow Bit Rate
GPI	GBA Push Information
LSB	Least Significant 8 Bits

MSB	Most Significant 8 Bits
MFBR	Maximum Flow Bit Rate
MIC	Message Integrity Check
MOBIKE	IKEv2 Mobility and Multihoming Protocol
NAI	Network Access Identifier
NCGI	NG-RAN Cell Global ID
PC5 LINK-AMBR	PC5 Link Aggregated Bit Rate
PDUID	ProSe Discovery UE ID
PQI	PC5 5QI
ProSeP	5G ProSe Policy
PSDK	Public Safety Discovery Key
RPAUID	Restricted ProSe Application User ID
RQI	Reflective QoS Indication
RSC	Relay Service Code
TTL	Time-To-Live
UP-PRUK	User Plane ProSe Remote User Key
URSP	UE Route Selection Policy

4 General

4.1 Overview

5G Proximity-based Services (ProSe) are services that can be provided by the 3GPP system based on UEs being in proximity to each other. In this release of the document, the 3GPP system enablers for 5G ProSe include the following functions:

- a) 5G ProSe direct discovery;
- b) 5G ProSe direct communication; and
- c) 5G ProSe UE-to-network relay.

The above functions are applicable for both public safety UE and commercial UEs.

The security aspects for 5G ProSe features are specified in 3GPP TS 33.503 [34].

5 Provisioning of configuration information for 5G ProSe

5.1 Overview

5G ProSe configuration parameters are configured by the related procedures which allow configuration of necessary 5G ProSe configuration parameters to UE.

5.2 Configuration and precedence of 5G ProSe configuration information

5.2.1 General

UE's usage of 5G ProSe service is controlled by 5G ProSe configuration information.

The 5G ProSe configuration information consist of the configuration parameters for 5G ProSe direct discovery, 5G ProSe direct communication, 5G ProSe UE-to-network relay and 5G ProSe usage reporting.

5.2.2 Precedence of 5G ProSe configuration information

The 5G ProSe configuration information for 5G ProSe direct discovery, 5G ProSe direct communication, 5G ProSe UE-to-network relay and 5G ProSe usage reporting can be:

- a) pre-configured in the ME;
- b) configured in the UICC;
- c) provided as a ProSeP by PCF;
- d) provided by a ProSe application server via PC1 reference point except:
 - 1) the authorization policy for 5G ProSe direct discovery and restricted ProSe discovery UE ID for restricted direct discovery in parameters for 5G ProSe direct discovery;
 - 2) the authorization policy in parameters for 5G ProSe direct communication;
 - 3) the following parameters for the role of a 5G ProSe UE-to-network relay UE:
 - i) authorization policy for acting as a 5G ProSe layer-3 and/or layer-2 UE-to-network relay when "served by NG-RAN";
 - ii) QoS mapping rules for 5G ProSe layer-3 UE-to-network relay; and
 - iii) a mapping of ProSe identifier(s) to ProSe application server address information for 5G ProSe layer-3 UE-to-network relay UE to relay Ethernet or Unstructured traffic from remote UE by using IP type PDU session;
 - 4) the following parameters for the role of a 5G ProSe remote UE:
 - i) authorization policy for using a 5G ProSe layer-3 and/or layer-2 UE-to-network relay; and
 - 5) the following parameters for the role of a 5G ProSe UE-to-network relay as well as for the role of a 5G ProSe remote UE:
 - i) radio parameters for 5G ProSe relay discovery when the UE is not "served by NG-RAN";
 - ii) radio parameters for 5G ProSe relay communication when the UE is not "served by NG-RAN"; and
 - iii) security related content for 5G ProSe UE-to-network relay; or
- e) a combination of case a), b), c) or d) above.

The UE shall use the 5G ProSe configuration information in the following order of decreasing precedence:

- a) the 5G ProSe configuration information provided as a ProSeP by PCF;
- b) the 5G ProSe configuration information provided by a ProSe application server via PC1 reference point;
- c) the 5G ProSe configuration information configured in the UICC; and
- d) the 5G ProSe configuration information pre-configured in the ME.

NOTE: It is not supported for the UE to request or receive any 5G ProSe configuration information from the PCF over the indirect network communication path, when the UE is working as a 5G ProSe remote UE using a 5G ProSe layer-3 UE-to-network relay without involving N3IWF.

5.2.3 Configuration parameters for 5G ProSe direct discovery

The configuration parameters for 5G ProSe direct discovery over PC5 reference point consist of:

- a) a validity timer for the validity of the configuration parameter for 5G ProSe direct discovery over PC5 interface;
- b) a list of PLMNs in which the UE is authorised to perform open 5G ProSe direct discovery Model A monitoring when the UE is served by NG-RAN;

- c) a list of PLMNs in which the UE is authorized to perform open 5G ProSe direct discovery Model A announcing when the UE is served by NG-RAN;
- d) a list of PLMNs in which the UE is authorised to perform restricted 5G ProSe direct discovery Model A monitoring when the UE is served by NG-RAN;
- e) a list of PLMNs in which the UE is authorized to perform restricted 5G ProSe direct discovery Model A announcing when the UE is served by NG-RAN;
- f) a list of PLMNs in which the UE is authorized to perform restricted Model B discoverer operation when the UE is served by NG-RAN;
- g) a list of PLMNs in which the UE is authorized to perform restricted Model B discoveree operation when the UE is served by NG-RAN;
- h) an indication of whether the UE is authorized to perform 5G ProSe direct discovery for Model A or Model B when "not served by NG-RAN";
- i) radio parameters for ProSe direct discover per NR PC5 applicable per geographical area(s) with an indication of whether these radio parameters are "operator managed" or "non-operator managed" when "not served by NG-RAN";

NOTE 1: Whether a frequency band is "operator managed" or "non-operator managed" in a given geographical area is defined by local regulations.

- j) a 5G ProSe direct discovery UE ID for restricted direct discovery;
- k) a list of group member discovery parameters that enable the group member discovery. For each group the list consists of, one application layer group ID, layer-2 group ID and User info ID;

NOTE 2: User info ID is expected to be assigned uniquely to a user within the discovery group.

- l) a list of ProSe identifiers to be used for direct discovery over PC5 interface;
- m) a list of ProSe identifiers to default destination layer-2 ID for initial discovery signalling mapping rule. Each mapping rule contains one or more ProSe identifiers and the default destination layer-2 ID for the initial signalling of direct discovery;

NOTE 3: The ProSe identifiers to default destination layer-2 ID for initial discovery signalling mapping rule can include a default configuration entry with the lowest priority for the ProSe services that do not have corresponding configurations in the mapping rule (see 3GPP TS 24.555 [17]).

- n) default PC5 DRX configuration as specified in TS 38.331 [13] when the UE is not served by NG-RAN; and
- o) optionally, the 5G DDNMF address information in the HPLMN.

NOTE 4: The security parameters for 5G ProSe direct discovery are provisioned by 5G DDNMF as defined in clause 6.2.

5.2.4 Configuration parameters for 5G ProSe direct communication over PC5 interface

The configuration parameters for 5G ProSe direct communication over PC5 interface consist of:

- a) a validity timer for the validity of the configuration parameters for 5G ProSe direct communication over PC5 interface;
- b) a list of PLMNs in which the UE is authorized to use 5G ProSe direct communication over PC5 interface when the UE is served by NG-RAN. Each entry of the list contains a PLMN ID in which the UE is authorized to use 5G ProSe direct communication over PC5 interface;
- c) an indication of whether the UE is authorized to use 5G ProSe direct communication over PC5 interface when the UE is not served by NG-RAN;

- d) the radio parameters of the 5G ProSe direct communication over PC5 interface applicable per geographical area with an indication of whether these radio parameters are "operator managed" or "non-operator managed" when the UE is not served by NG-RAN;
- e) configuration parameters for groupcast mode 5G ProSe direct communication for each application layer group, consisting of:
 - 1) application layer group ID;
 - 2) ProSe layer-2 group identifier;
 - 3) ProSe group IP multicast address;
 - 4) an indication of whether the UE is authorized to use IPv4 or IPv6; and
 - 5) optionally, an IPv4 address to be used by the UE as a source address for a specific group if the UE is authorized to use IPv4;
- f) configuration parameters for privacy support, consisting of:
 - 1) a list of ProSe applications requiring privacy. Each entry of the list contains one or more ProSe identifiers and one or more geographical areas where the privacy is required; and
 - 2) a privacy timer value as specified in 3GPP TS 24.555 [17];
- g) optionally, a list of ProSe identifier to ProSe NR frequency mapping rules. Each mapping rule contains one or more ProSe identifiers and the ProSe NR frequencies with associated geographical areas;
- h) a list of ProSe identifier to destination layer-2 ID for broadcast mapping rules. Each mapping rule contains one or more ProSe identifiers and the destination layer-2 ID for broadcast;
- i) a list of ProSe identifier to destination layer-2 ID for groupcast mapping rules. Each mapping rule contains one or more ProSe identifiers and the destination layer-2 ID for groupcast;
- j) a list of ProSe identifier to default destination layer-2 ID for unicast initial signalling mapping rules. Each mapping rule contains one or more ProSe identifiers and the default destination layer-2 ID for initial signalling to establish unicast connection;
- k) a list of ProSe identifier to PC5 QoS parameters mapping rules. The PC5 QoS parameters are specified in clause 5.7 of 3GPP TS 23.304 [2];
- l) an AS configuration, including a list of SLRB mapping rules applicable when the UE is not served by NG-RAN. Each SLRB mapping rule contains a PC5 QoS profile and an SLRB. The PC5 QoS profile contains the following parameters:
 - 1) the PC5 QoS profile containing a PQI;
 - 2) if the PQI of the PC5 QoS profile identifies a GBR QoS, the PC5 QoS profile containing a PC5 flow bit rates consisting of a guaranteed flow bit rate (GFBR) and a maximum flow bit rate (MFBR);
 - 3) if the PQI of the PC5 QoS profile identifies a non-GBR QoS, the PC5 QoS profile containing the PC5 link aggregated bit rate consisting of a per link aggregate maximum bit rate (PC5 LINK-AMBR);

NOTE 1: PC5 link aggregated bit rate is only used for unicast mode communications over PC5 interface.

- 4) the PC5 QoS profile containing a range, which is only used for groupcast mode communications over PC5 interface; and
 - 5) the PC5 QoS profile optionally containing the priority level, the averaging window and the maximum data burst volume. If one or more of the priority levels, the averaging window or the maximum data burst volume are not contained in the PC5 QoS profile, their default values apply;
- m) a list of 5G ProSe direct link security policies. Each entry in the list contains a 5G ProSe direct link security policy composed of:
- 1) one or more ProSe identifiers;

- 2) the signalling integrity protection policy for the ProSe identifier(s);
- 3) the signalling ciphering policy for the ProSe identifier(s);
- 4) the user plane integrity protection policy for the ProSe identifier(s);
- 5) the user plane ciphering policy for the ProSe identifier(s); and
- 6) one or more geographical areas where the 5G ProSe direct link security policy applies;
- n) a list of ProSe identifiers to default mode of communication mapping rules. Each mapping rule contains one or more ProSe identifiers and the default mode of communication (one of unicast, groupcast or broadcast);
- o) a list of ProSe application to path preference mapping rules (i.e., PC5 preferred, Uu preferred, or no preference) as defined in clause 5.4 in 3GPP TS 24.555 [17]. The list of ProSe application to path preference mapping rules are in prioritized order according to the local configuration of the network;
- p) a list of ProSe identifiers to NR Tx profiles for broadcast and groupcast mapping rules. Each mapping rule contains one or more ProSe identifiers and the NR Tx profile for broadcast and groupcast as specified in 3GPP TS 38.300 [21] and 3GPP TS 38.331 [13]; and
- q) the PC5 DRX configuration for broadcast, groupcast and initial signalling of 5G ProSe direct link establishment, as specified in 3GPP TS 38.331 [13], including the mapping of PC5 QoS profile(s) to PC5 DRX cycle(s) and the default PC5 DRX configuration when the UE is not served by NG-RAN.

NOTE 2: In this release of specification, the application ID defined in 3GPP TS 23.303 [35] can be used as the ProSe identifier in 5G ProSe direct discovery and in a consequent 5G ProSe direct communication.

NOTE 3: Each mapping rule above can include a default configuration entry with the lowest priority for the ProSe services that do not have corresponding configurations in the mapping rules (see 3GPP TS 24.555 [17]).

5.2.5 Configuration parameters for 5G ProSe UE-to-network relay

The configuration parameters for the role of a ProSe UE-to-network relay UE over PC5 reference point consist of:

- a) a validity timer for the validity of the configuration parameter for 5G ProSe UE-to-network relay over PC5 interface;
- b) a list of PLMNs in which the UE is authorised to relay traffic for 5G ProSe layer-3 remote UEs when the UE is served by NG-RAN and in each PLMN, where that authorization also authorizes the use of both 5G ProSe UE-to-network relay discovery Model A and 5G ProSe UE-to-network relay discovery Model B;
- c) a list of PLMNs in which the UE is authorised to relay traffic for 5G ProSe layer-2 remote UEs when the UE is served by NG-RAN and in each PLMN, where that authorization also authorizes the use of both 5G ProSe UE-to-network relay discovery Model A and 5G ProSe UE-to-network relay discovery Model B;

- d) the default destination layer-2 ID(s) for sending the discovery signalling for announcement and additional information and for receiving the discovery signalling for solicitation;

NOTE 1: Which default destination layer-2 ID is selected is up to UE implementation when there are more than one default destination layer-2 ID.

- e) a User info ID for the UE-to-network relay discovery;
- f) one or more relay service code(s) for the UE-to-network relay discovery and for each relay service code:
 - 1) security related content for 5G ProSe relay discovery that is used when the security procedure over control plane as specified in 3GPP TS 33.503 [34] is used, including a validity timer for that security related content;
 - 2) an indication of whether the relay service code is offering 5G ProSe layer-2 or layer-3 UE-to-network relay service;
 - 3) for 5G ProSe layer-3 UE-to-network relay UE, a set of PDU session parameters:
 - i) PDU session type;

- ii) DNN;
 - iii) optionally, SSC mode;
 - iv) optionally, S-NSSAI; and
 - v) optionally, access type preference;
- 4) for 5G ProSe layer-2 UE-to-network relay UE and 5G ProSe layer-3 UE-to-network relay UE, security policies for 5G ProSe UE-to-network relay direct communication:
- i) the signalling integrity protection policy;
 - ii) the signalling ciphering policy;
 - iii) the user plane integrity protection policy; and
 - iv) the user plane ciphering policy; and
- 5) for 5G ProSe layer-2 UE-to-network relay UE and 5G ProSe layer-3 UE-to-network relay UE, a control plane security indication to indicate whether to use the security procedure over control plane as specified in 3GPP TS 33.503 [34]. If the control plane security indication indicates not to use the security procedure over control plane, the 5G ProSe UE-to-network relay UE uses the security procedure over user plane as specified in 3GPP TS 33.503 [34];

NOTE 2: If the control plane security indication indicates to use the security procedure over control plane and the 5G ProSe UE-to-network relay UE doesn't support the security procedure over control plane, the 5G ProSe UE-to-network relay UE doesn't use that relay service code.

- g) for 5G ProSe layer-3 UE-to-network relay UE, QoS mapping rules including:
- 1) a mapping between a 5QI value and a 5G ProSe PQI value over PC5 for traffic relayed over the PC5 interface;
 - 2) a PDB adjustment factor of the standardized PDB identified by the PQI; and
 - 3) optionally, the relay service code(s) associated with the QoS mapping rule;
- h) the radio parameters of the 5G ProSe UE-to-network relay discovery applicable per geographical area with an indication of whether these radio parameters are "operator managed" or "non-operator managed" when the UE is not served by NG-RAN;
- i) for 5G ProSe layer-3 UE-to-network relay UE, for Ethernet and Unstructured traffic using IP type PDU session, a list of ProSe identifier(s) to ProSe application server address mapping rule. Each mapping rule contains one or more ProSe identifier(s) and IP address/FQDN and transport layer port number;
- j) the radio parameters of the 5G ProSe direct communication applicable per geographical area with an indication of whether these radio parameters are "operator managed" or "non-operator managed" when the UE is not served by NG-RAN;
- k) optionally, the 5G PKMF address information;
- l) for 5G ProSe UE-to-network relay UE, the default PC5 DRX configuration for discovery as specified in 3GPP TS 38.331 [13] when the UE is not served by NG-RAN; and
- m) the privacy timer value for changing the source layer-2 ID assigned by the 5G ProSe UE-to-network relay UE for direct communication, as specified in 3GPP TS 24.555 [17].

The configuration parameters for the role of a 5G ProSe remote UE consist of:

- a) a validity timer for the validity of the configuration parameters for 5G ProSe remote UE;
- b) an indication whether the UE is authorized to use a 5G ProSe layer-3 UE-to-network relay UE, where that authorization also authorizes the use of both 5G ProSe UE-to-network relay discovery Model A and 5G ProSe UE-to-network relay discovery Model B;

- c) a list of PLMNs in which the UE is authorized to use a 5G ProSe layer-2 UE-to-network relay UE, where that authorization also authorizes the use of both 5G ProSe UE-to-network relay discovery Model A and 5G ProSe UE-to-network relay discovery Model B;
- d) default destination layer-2 ID(s) for sending the discovery signalling for solicitation and for receiving the discovery signalling for announcement and additional information;

NOTE 3: Which default destination layer-2 ID is selected is up to UE implementation when there are more than one default destination layer-2 ID.

- e) a user info ID for the UE-to-network relay discovery;
- f) one or more relay service code(s) for the UE-to-network relay discovery and for each relay service code:
 - 1) security related content for 5G ProSe relay discovery that is used when the security procedure over control plane as specified in 3GPP TS 33.503 [34] is used, including a validity timer for that security related content;
 - 2) an indication of whether the relay service code is offering 5G ProSe layer-2 or layer-3 UE-to-network relay service;
 - 3) for 5G ProSe remote UE using 5G ProSe layer-3 UE-to-network relay, one of the following:
 - i) a set of PDU session parameters for the relayed traffic without using N3IWF access:
 - A) PDU session type;
 - B) DNN;
 - C) optionally, SSC mode;
 - D) optionally, S-NSSAI; and
 - E) optionally, access type preference; or
 - ii) an indication of using N3IWF access for the relayed traffic;
 - 4) for 5G ProSe remote UE using 5G ProSe layer-2 UE-to-network relays or 5G ProSe layer-3 UE-to-network relay, security policies for 5G ProSe UE-to-network relay direct communication:
 - i) the signalling integrity protection policy;
 - ii) the signalling ciphering policy;
 - iii) the user plane integrity protection policy; and
 - iv) the user plane ciphering policy;
 - 5) optionally, for 5G ProSe remote UE using 5G ProSe layer-3 UE-to-network relay, the ProSe application traffic descriptor(s) (as defined in 3GPP TS 24.526 [5]) to be used for the relayed traffic; and
 - 6) for 5G ProSe remote UE using 5G ProSe layer-2 UE-to-network relay or 5G ProSe layer-3 UE-to-network relay, a control plane security indication to indicate whether to use the security procedure over control plane as specified in 3GPP TS 33.503 [34]. If the control plane security indication indicates not to use the security procedure over control plane, the 5G ProSe remote UE uses the security procedure over user plane as specified in 3GPP TS 33.503 [34];

NOTE 4: If the control plane security indication indicates to use the security procedure over control plane and the 5G ProSe remote UE doesn't support the security procedure over control plane, the 5G remote UE doesn't use the corresponding relay service code.

- g) the radio parameters of the 5G ProSe Relay Discovery applicable per geographical area with an indication of whether these radio parameters are "operator managed" or "non-operator managed" when the UE is not served by NG-RAN;
- h) the radio parameters of the 5G ProSe direct communication applicable per geographical area with an indication of whether these radio parameters are "operator managed" or "non-operator managed" when the UE is not served by NG-RAN;

NOTE 5: Whether a frequency band is "operator managed" or "non-operator managed" in a given Geographical Area is defined by local regulations.

- i) if at least one relay service code is configured with the indication of using N3IWF access for the relayed traffic, the N3IWF selection information for 5G ProSe layer-3 remote UE:
 - 1) N3IWF identifier configuration (either FQDN or IP address); and
 - 2) 5G ProSe layer-3 UE-to-network relays, access node selection information, which consists of a prioritized list of PLMNs for N3IWF selection and an indication that the selection of an N3IWF in a PLMN should be based on Tracking Area Identity FQDN or on Operator Identifier FQDN;
- j) optionally, the 5G PKMF address information;
- k) for 5G ProSe remote UE, the default PC5 DRX configuration for discovery as specified in 3GPP TS 38.331 [13] when the UE is not served by NG-RAN; and
- l) the privacy timer value for changing the source layer-2 ID assigned by the 5G ProSe remote UE for direct communication, as specified in 3GPP TS 24.555 [17].

If the 5G ProSe layer-3 remote UE or the 5G ProSe layer-3 UE-to-network relay UE receives one or more relay service code(s) with spare values, the 5G ProSe layer-3 remote UE or the 5G ProSe layer-3 UE-to-network relay UE shall ignore the relay service code(s) together with their associated parameters.

5.2.6 Configuration parameters for 5G ProSe usage information reporting

The configuration parameters for 5G ProSe usage information reporting consist of:

- a) a validity timer for the validity of the configuration parameters for 5G ProSe usage information reporting;
- b) the 5G DDNMF CTF (ADF) address information to which the UE uploads the usage information reports;
- c) the collection period;
- d) the reporting window;
- e) for broadcast and groupcast mode 5G ProSe direct communication, whether or not the UE reports the group parameters in the usage information;
- f) whether or not the UE reports the time stamps of the first transmission/reception during the collection period in the usage information;
- g) whether or not the UE reports the amount of data transmitted during the collection period in the usage information, and whether with location information;
- h) whether or not the UE reports the amount of data received during the collection period in the usage information, and whether with location information;
- i) whether or not the UE reports the time stamps when it went in and out of NG-RAN coverage during the collection period in the usage information;
- j) whether or not the UE reports the list of locations of the UE when in NG-RAN coverage during the reporting period in the usage information;
- k) whether or not the UE reports the radio parameters used for 5G ProSe direct communication (i.e. indicator of which radio resources used and radio frequency used) during the reporting period in the usage information; and
- l) whether or not the UE reports the QoS flow information (i.e. PC5 QoS flow identifier, PC5 QoS flow descriptions) during the reporting period in the usage information.

5.3 Procedures

5.3.1 General

The procedure for provisioning of parameters for 5G ProSe allows the UE to obtain 5G ProSe policy (ProSeP).

5.3.2 UE-requested ProSeP provisioning procedure

5.3.2.1 General

The UE-requested ProSeP policy provisioning procedure enables the UE to request ProSeP from the PCF in the following cases:

- a) if the T5051 for a UE policies for 5G ProSe direct discovery expires;
- b) if the T5052 for a UE policies for 5G ProSe direct communications expires;
- c) if the T5053 for a UE policies for 5G ProSe UE-to-network relay UE expires;
- d) if the T5054 for UE policies for 5G ProSe remote UE expires;
- e) if the T5057 for UE policies for 5G ProSe usage information reporting expires; and
- f) if there are no valid configuration parameters, e.g., for the current area, or due to abnormal situation.

The UE shall follow the principles of PTI handling for UE policy delivery service procedures defined in 3GPP TS 24.501 [11] clause D.1.2.

5.3.2.2 UE-requested ProSeP policy provisioning procedure initiation

In order to initiate the UE-requested ProSeP policy provisioning procedure, the UE shall create a UE POLICY PROVISIONING REQUEST message (see example in figure 5.3.2.2.1). The UE:

- a) shall allocate a PTI value currently not used and set the PTI IE to the allocated PTI value;
- b) shall include the Requested UE policies IE indicating whether the UE policies for 5G ProSe direct discovery, the UE policies for 5G ProSe direct communications, the UE policies for 5G ProSe UE-to-network relay, the UE policies for 5G ProSe remote UE, the UE policies for 5G ProSe usage information reporting, or any combination of them are requested;
- c) shall transport the UE POLICY PROVISIONING REQUEST message using the NAS transport procedure as specified in 3GPP TS 24.501 [11] clause 5.4.5; and
- d) shall start timer T5040.

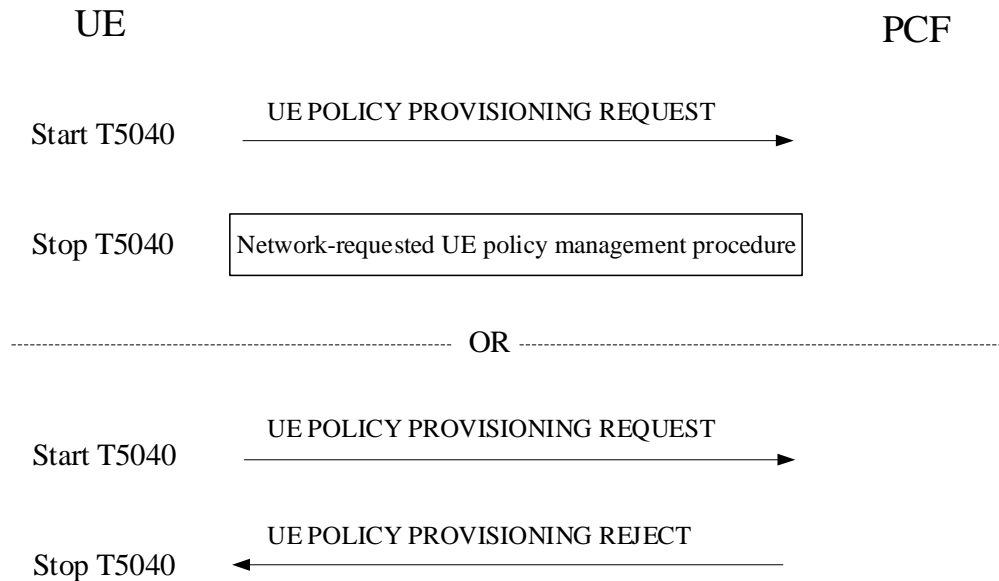


Figure 5.3.2.2.1: UE-requested ProSeP policy provisioning procedure

5.3.2.3 UE-requested ProSeP policy provisioning procedure accepted by the network

Handling in 3GPP TS 24.587 [18] clause 5.3.2.3 shall apply.

If new UE policies for 5G ProSe direct discovery are included in the MANAGE UE POLICY COMMAND message, the UE shall stop timer T5051 if it is running and start timer T5051 with the value included in the UE policies for 5G ProSe direct discovery and start using the new UE policies for 5G ProSe direct discovery included in the MANAGE UE POLICY COMMAND message.

If new UE policies for 5G ProSe direct communications are included in the MANAGE UE POLICY COMMAND message, the UE shall stop timer T5052 if it is running and start timer T5052 with the value included in the UE policies for 5G ProSe direct communications and start using the new UE policies for 5G ProSe direct communications included in the MANAGE UE POLICY COMMAND message.

If new UE policies for 5G ProSe UE-to-network relay UE are included in the MANAGE UE POLICY COMMAND message, the UE shall stop timer T5053 if it is running and start timer T5053 with the value included in the UE policies for 5G ProSe UE-to-network relay UE and start using the new UE policies for 5G ProSe UE-to-network relay UE included in the MANAGE UE POLICY COMMAND message. If the security related parameters for discovery are included in the new UE policies for 5G ProSe UE-to-network relay UE in the MANAGE UE POLICY COMMAND message and the security procedure over control plane as specified in 3GPP TS 33.503 [34] is used, the UE shall stop timer T5056 if it is running and start timer T5056 with the value included in the security related parameters for discovery, and start using the security related parameters for discovery included in the new UE policies for 5G ProSe UE-to-network relay UE.

If new UE policies for 5G ProSe remote UE are included in the MANAGE UE POLICY COMMAND message, the UE shall stop timer T5054 if it is running and start timer T5054 with the value included in the UE policies for 5G ProSe remote UE and start using the new UE policies for 5G ProSe remote UE included in the MANAGE UE POLICY COMMAND message. If the security related parameters for discovery are included in the new UE policies for 5G ProSe remote UE in the MANAGE UE POLICY COMMAND message and the security procedure over control plane as specified in 3GPP TS 33.503 [34] is used, the UE shall stop timer T5056 if it is running and start timer T5056 with the value included in the security related parameters for discovery, and start using the security related parameters for discovery included in the new UE policies for 5G ProSe remote UE.

If new UE policies for 5G ProSe usage information reporting are included in the MANAGE UE POLICY COMMAND message, the UE shall stop timer T5057 if it is running and start timer T5057 with the value included in the UE policies for 5G ProSe usage information reporting, and start using the UE policies for 5G ProSe usage information reporting included in the MANAGE UE POLICY COMMAND message.

5.3.2.4 UE-requested ProSeP policy provisioning procedure not accepted by the network

Handling in 3GPP TS 24.587 [18] clause 5.3.2.4 shall apply.

5.3.2.5 Abnormal cases on the network side

Handling in 3GPP TS 24.587 [18] clause 5.3.2.5 shall apply.

5.3.2.6 Abnormal cases on the UE

Handling in 3GPP TS 24.587 [18] clause 5.3.2.6 shall apply.

6 5G ProSe direct discovery

6.1 Overview

6.1.1 Transport protocol for PC3a control protocol messages for 5G ProSe direct discovery

The UE and 5G DDNMF shall use HTTP 1.1 as specified in IETF RFC 7230 [3] and IETF RFC 7231 [4] as the transport protocol for 5G ProSe messages over the PC3a interface. The 5G ProSe messages described here shall be included in the body of either an HTTP request message or an HTTP response message.

6.1.2 Handling of UE-initiated procedures

6.1.2.1 General

The following rules apply for UE-initiated procedures:

- a) the UE initiates 5G ProSe transactions with an HTTP request message containing the PC3a request(s);
- b) the 5G DDNMF responds to the requests with an HTTP response message containing the PC3a response(s) for the PC3a request(s); and
- c) HTTP POST methods are used for PC3a direct discovery procedures.

The UE may use UE local configuration or URSP, as defined in 3GPP TS 24.526 [5], to establish a PDU session for reaching the HPLMN 5G DDNMF:

- a) if a PDU session for reaching the HPLMN 5G DDNMF is not established yet, the UE shall establish the PDU session for reaching the HPLMN 5G DDNMF and shall send the HTTP request message via the PDU session for reaching the HPLMN 5G DDNMF; and
- b) if a PDU session for reaching the HPLMN 5G DDNMF is already established (e.g., either due to other 5G ProSe feature or due to other application), the UE shall send the HTTP request message via the PDU session for reaching the HPLMN 5G DDNMF.

6.1.2.2 5G DDNMF discovery

The IP address or the FQDN of the 5G DDNMF in the HPLMN may be pre-configured in the UE. The FQDN of the 5G DDNMF in the HPLMN may also be self-constructed by the UE, i.e. derived from the PLMN ID of the HPLMN. The FQDN of the 5G DDNMF in the HPLMN may also be provisioned by the PCF as described in clause 5.2.3. The UE may use the pre-configured IP address or the FQDN of the 5G DDNMF in the HPLMN to discover the 5G DDNMF.

6.1.3 Handling of 5G DDNMF-initiated procedures

6.1.3.1 General

The 5G DDNMF address information (i.e. either IP address or FQDN) in the HPLMN may be pre-configured in the UE. The 5G DDNMF address information (i.e. either IP address or FQDN) in the HPLMN may also be provisioned by the PCF as described in clause 5.2.3. The UE may use the IP address or the FQDN of the 5G DDNMF in the HPLMN to discover the 5G DDNMF.

If the UE has neither the pre-configured 5G DDNMF address information in the HPLMN nor the 5G DDNMF address information in the HPLMN provisioned by the PCF, the UE may self-construct the FQDN of the 5G DDNMF in the HPLMN (e.g. deriving the FQDN from the PLMN ID of the HPLMN).

If the UE supports the HTTP long polling, the UE shall include a Network-Initiated Transaction Method set to "HTTP long polling" in the DISCOVERY_REQUEST message to the 5G DDNMF.

Upon receiving a DISCOVERY_REQUEST message containing a Network-Initiated Transaction Method set to "HTTP long polling", if the 5G DDNMF supports the HTTP long polling, the 5G DDNMF shall include a Network-Initiated Transaction Method set to "HTTP long polling" in the DISCOVERY_RESPONSE message.

If the UE receives a DISCOVERY_RESPONSE message including a Network-Initiated Transaction Method set to "HTTP long polling", the UE shall use the HTTP long polling for network initiated procedures. Otherwise, the UE shall assume that the 5G DDNMF uses OMA Push for network initiated procedures.

6.1.3.2 HTTP long polling

The HTTP long polling method is described by the following steps:

- a) the UE sends an empty HTTP request message as a polling request when it expects network initiated message(s) over the PC3a interface;
- b) the 5G DDNMF defers its response to the UE's request until;
 - 1) one or more network-initiated PC3a message(s) for the UE are available. The 5G DDNMF encloses the message(s) in an HTTP response message and send it to the UE; or
 - 2) a particular timeout for HTTP polling has occurred. The 5G DDNMF then sends an empty HTTP response message as the polling response to the UE; and
- c) after receiving the response from the 5G DDNMF, the UE may keep polling after some waiting period if:
 - 1) the UE receives an empty polling response; or
 - 2) the UE receives 5G DDNMF-initiated message(s) from the 5G DDNMF but still expects additional network-initiated message(s).

NOTE: The implementation of the HTTP polling process can be coordinated with the SUPL (Secure User Plane Location) procedures to synchronize the SUPL location report procedures and the HTTP polling procedure so as to reduce unnecessary wait time of polling.

If the UE is triggered to send a PC3a message to the 5G DDNMF while it has a pending HTTP polling request, the UE shall open another HTTP connection to the 5G DDNMF to send this new request. Alternately the UE may always use a separate dedicated HTTP connection for polling.

6.1.3.3 OMA Push

The OMA Push method is described by the following steps:

- a) if one or more network-initiated PC3a message(s) for the UE are available, the 5G DDNMF sends a push message containing a particular URL to the UE via the OMA-Push Architecture as defined in OMA-AD-Push-V2_2-20110809-A [6]. The URL is linked to the PC3a message(s) to be sent to the UE. The 5G DDNMF (performing OMA Push Proxy Gateway functionality) generates a Push Message as specified in OMA-WAP-TS-

PushOTA-V2_1-20110405-A [7] with the PDU set according to WAP-168-ServiceLoad-20010731-a [8]. The URL information shall be included in the PDU payload;

- b) after receiving the push message, the UE retrieves the URL from the payload of the message and sends an HTTP GET request to the 5G DDNMF with this URL; and
- c) the 5G DDNMF sends an HTTP response message containing the PC3a message(s) to the UE.

6.2 Procedures

6.2.1 Types of 5G ProSe direct discovery procedures

The following PC3a control protocol procedures are defined:

- a) announce request;
- b) monitor request;
- c) discoveree request;
- d) discoverer request;
- e) match report;
- f) network initiated direct discovery update;
- g) announcing alert request; and
- h) 5G PKMF address request procedure.

In the following descriptions of PC3a control protocol procedures, the terms "request" and "response" refer to the corresponding PC3a control protocol messages, not to the HTTP request or response. The following procedure descriptions use a single PC3a control protocol message for illustration purposes.

The PC3a control protocol procedures for 5G ProSe direct discovery shall be integrity protected and confidentiality protected using the security procedures defined in clause 5.2.3 in 3GPP TS 33.503 [34].

NOTE 1: A single HTTP request message can contain multiple PC3a control protocol requests and a single HTTP response message can contain multiple PC3a control protocol responses.

When the TLS tunnel between the UE and the 5G DDNMF for transport of PC3a messages is established by the UE according to 3GPP TS 33.503 [34], the 5G DDNMF shall obtain identity of the served UE using the procedures specified in 3GPP TS 33.220 [46] or 3GPP TS 33.535 [47].

6.2.2 Announce request procedure for open 5G ProSe direct discovery

6.2.2.1 General

The purpose of the announce request procedure for open 5G ProSe direct discovery is for the UE:

- a) to obtain one or more ProSe application code(s) to be announced over the PC5 interface, upon a request for announcing from upper layers as defined in 3GPP TS 23.304 [2];
- b) to inform the 5G DDNMF that the UE wants to stop announcing a ProSe application code as defined in 3GPP TS 23.304 [2]; or
- c) to upload metadata associated with a ProSe application ID to the 5G DDNMF as defined in 3GPP TS 23.304 [2].

The UE shall be authorized for open 5G ProSe direct discovery announcing in the registered PLMN or the local PLMN based on the service authorization procedure as specified in clause 5, before initiating the announce request procedure.

The UE includes one of the ProSe application code(s) obtained as a result of a successful announce request procedure per PROSE PC5 DISCOVERY message and passes the PROSE PC5 DISCOVERY messages to the lower layers for transmission over the PC5 interface.

6.2.2.2 Announce request procedure initiation

Before initiating the announce request procedure for open 5G ProSe direct discovery, the UE is configured with the data structure of the ProSe application IDs appropriate for its HPLMN. This step is performed using mechanisms out of scope of 3GPP.

If the UE is authorized to perform open 5G ProSe direct discovery announcing in the PLMN operating the radio resources signalled from the serving PLMN, it shall initiate an announce request procedure:

- a) when the UE is triggered by an upper layer application to announce a ProSe application ID and the UE has no valid corresponding ProSe application code for that upper layer application;
- b) when the validity timer T5060 assigned by the 5G DDNMF to a ProSe application code has expired and the request from upper layers to announce the ProSe application ID corresponding to that ProSe application code is still in place;
- c) when the UE selects a new PLMN while announcing a ProSe application code and intends to announce in the new PLMN and the UE is authorized for open 5G ProSe direct discovery announcing in the new PLMN;
- d) when, while announcing a ProSe application ID, the UE intends to switch the announcing PLMN to a different PLMN without performing PLMN selection and the UE does not have a valid allocated ProSe application code for this new PLMN yet;
- e) when the UE needs to inform the 5G DDNMF that the UE wants to stop announcing a ProSe application code; or
- f) when the UE needs to update metadata associated with a ProSe application ID to the 5G DDNMF.

When the UE selects a new PLMN while announcing a ProSe application code and the UE is not yet authorized for open 5G ProSe direct discovery announcing in the new PLMN, the UE shall initiate an announce request procedure only after the UE is authorized for open 5G ProSe direct discovery announcing in the new PLMN.

NOTE 1: To ensure service continuity if the UE needs to keep announcing a ProSe application code corresponding to the same ProSe application ID, the UE can initiate the announce request procedure before the validity timer T5060 assigned by the 5G DDNMF for a ProSe application code expires.

The UE shall initiate the announce request procedure for open 5G ProSe direct discovery by sending a DISCOVERY_REQUEST message with:

- a) a new transaction ID;
- b) the ProSe application ID set to the ProSe application ID received from upper layers;
- c) the command set to "metadata_update" if the UE has a valid ProSe application code corresponding to the ProSe application ID and intends to update metadata associated with the ProSe application ID to the 5G DDNMF, otherwise set to "announce";
- d) the application identity set to the ProSe identifier of the upper layer application that requested the announcing as specified in clause 5.2.3;
- e) the discovery entry ID set to 0 when this is a new request or set to the discovery entry ID received from the 5G DDNMF if the announce request is to update a previously sent announce request;
- f) the ACE enabled indicator set to "application-controlled extension enabled" if application-controlled extension is required by the upper layers or "normal" if application-controlled extension is not used;
- g) optionally the requested timer set to the length of validity timer associated with the ProSe application code that the UE expects to receive from the 5G DDNMF;
- h) optionally the Metadata set to the metadata received from upper layers associated with the ProSe application ID; and

- i) optionally the announcing PLMN ID set to the PLMN ID of the local PLMN operating the radio resources that the UE intends to use for announcing this ProSe application ID.

If open 5G ProSe direct discovery with application-controlled extension is requested by upper layers, the DISCOVERY_REQUEST message shall also include the application level container, which contains application-level data transparent to the 3GPP network, to be used by the ProSe application server e.g., to assign ProSe application code suffix(es).

When the UE initiates the announce request procedure to inform the 5G DDNMF that the UE wants to stop announcing a ProSe application code before the associated valid timer expires, the UE shall set the requested timer to 0.

NOTE 2: A UE can include one or multiple transactions in one DISCOVERY_REQUEST message for different ProSe application IDs and receive corresponding <response-announce> element or <response-reject> element in a DISCOVERY_RESPONSE message for each respective transaction. In the following description of the announce request procedure, only one transaction is included.

Figure 6.2.2.2.1 illustrates the interaction of the UE and the 5G DDNMF in the announce request procedure.

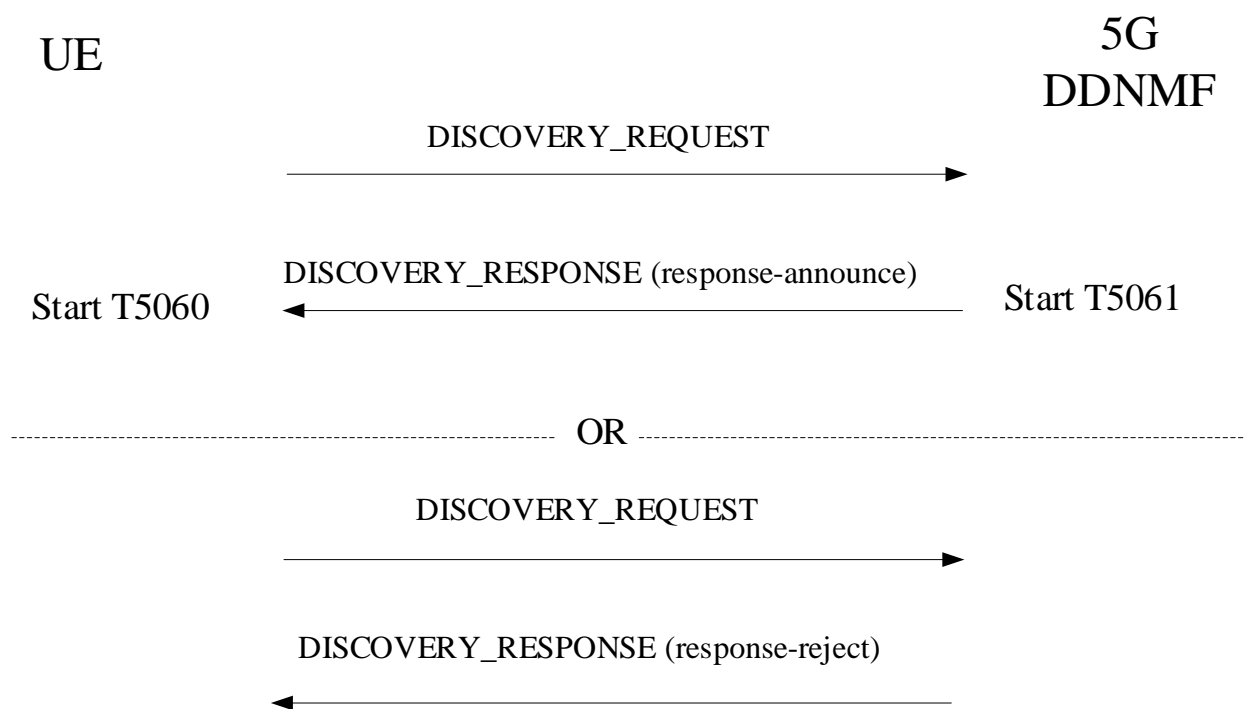


Figure 6.2.2.2.1: Announce request procedure

6.2.2.3 Announce request procedure accepted by the 5G DDNMF

Upon receiving a DISCOVERY_REQUEST message with the command set to "announce", if the requested timer is included in the DISCOVERY_REQUEST message and the requested timer is set to 0, the 5G DDNMF shall check whether there is an existing UE context containing the discovery entry identified by the discovery entry ID included in the DISCOVERY_REQUEST message. If the discovery entry exists in the UE context, the 5G DDNMF shall inform the 5G DDNMF in the announcing PLMN to remove the corresponding discovery entry as specified in 3GPP TS 29.555 [9] when the announcing PLMN is not the same as that of the PLMN to which the 5G DDNMF belongs and remove the discovery entry identified by the discovery entry ID from the UE's context. Then the 5G DDNMF shall send a DISCOVERY_RESPONSE message containing a <response-announce> element with:

- a) the transaction ID set to the value of the transaction ID received in the DISCOVERY_REQUEST message; and

- b) the discovery entry ID set to the identifier associated with the corresponding discovery entry.

Upon receiving a DISCOVERY_REQUEST message with the command set to "announce", if the requested timer is not included in the DISCOVERY_REQUEST message or the requested timer included in the DISCOVERY_REQUEST message is not set to 0, the 5G DDNMF shall perform the following procedure.

The 5G DDNMF shall check that the application corresponding to the ProSe identifier contained in the DISCOVERY_REQUEST message is authorized for open 5G ProSe direct discovery announcing. If the application is authorized for open 5G ProSe direct discovery announcing, the 5G DDNMF may also check whether the ProSe application ID contained in the DISCOVERY_REQUEST message is known. If the ProSe application ID is known or the 5G DDNMF skips the check of the ProSe application ID, the 5G DDNMF shall check whether there is an existing context for the UE associated with the requested ProSe application ID.

If there is no associated UE context, the 5G DDNMF checks with the UDM whether the UE is authorized for open 5G ProSe direct discovery announcing as described in 3GPP TS 29.503 [10]. If the check indicates that the UE is authorized then:

- a) the 5G DDNMF shall check whether the UE is authorized to announce the ProSe application ID contained in the DISCOVERY_REQUEST message;
- b) if the UE is authorized to announce the ProSe application ID, the ACE enabled indicator is included and set to "application-controlled extension enabled", the application level container is included in the DISCOVERY_REQUEST message and the requested application uses application-controlled extension, the 5G DDNMF shall check whether the UE is authorized to use ACE. If the UE is authorized for ACE, the 5G DDNMF shall invoke the procedure described in 3GPP TS 29.557 [19] to check whether the UE is authorized to announce the requested ProSe application ID with application-defined suffix(es) and obtain suffix-related information from the ProSe application server. The 5G DDNMF shall then allocate one ProSe application code prefix and a value for validity timer T5060 to be used with the ProSe application code suffix(es) obtained from the ProSe application server for the given ProSe application ID as specified in 3GPP TS 29.557 [19]. The 5G DDNMF may take into account the requested timer if contained in the DISCOVERY_REQUEST message;
- c) if the UE is authorized to announce the ProSe application ID, the ACE enabled indicator is included and set to "normal" in the DISCOVERY_REQUEST message and the requested application does not use application-controlled extension, the 5G DDNMF shall allocate the corresponding ProSe application code(s) and a value for validity timer T5060. The 5G DDNMF may take into account the requested timer if contained in the DISCOVERY_REQUEST message;
- d) if the UE is authorized to announce the ProSe application ID, the ACE enabled indicator is set included and to "normal" in the DISCOVERY_REQUEST message, the application level container is included in the DISCOVERY_REQUEST and the requested application only uses application-controlled extension, the 5G DDNMF shall check whether the UE is authorized to use ACE. If the UE is authorized for ACE, 5G DDNMF shall invoke the procedure described in 3GPP TS 29.557 [19] to check whether the UE is authorized to announce the requested ProSe application ID with application-defined suffix(es) and obtain suffix-related information from the ProSe application server. The 5G DDNMF shall then allocate one ProSe application code prefix and a value for validity timer T5060 to be used with the ProSe application code suffix(es) obtained from the ProSe application server for the given ProSe application ID as specified in 3GPP TS 29.557 [19]. The 5G DDNMF may take into account the requested timer if contained in the DISCOVERY_REQUEST message;
- e) if the UE is authorized to announce the ProSe application ID, the ACE enabled indicator is included and set to "application-controlled-extension enabled" and the application level container is included in the DISCOVERY_REQUEST message but the requested application does not use application-controlled extension, the 5G DDNMF shall allocate the corresponding ProSe application code(s) and a value for validity timer T5060. The 5G DDNMF may consider the requested timer if contained in the DISCOVERY_REQUEST message; and
- f) if the UE is authorized to announce the ProSe application ID and the ACE enabled indicator is not included in the DISCOVERY_REQUEST message, the 5G DDNMF shall allocate the corresponding ProSe application code(s) and a value for validity timer T5060. The 5G DDNMF may consider the requested timer if contained in the DISCOVERY_REQUEST message.

NOTE: The 5G DDNMF can allocate multiple ProSe application codes for a given ProSe application ID for instance in the case when one or more labels in the ProSe application ID name are wild carded as described in clause 24.2.2 of 3GPP TS 23.003 [12].

If the requested ProSe application ID is country-specific or global as described in clause 24.2 of 3GPP TS 23.003 [12], the 5G DDNMF shall allocate the corresponding ProSe application code(s) or ProSe application code prefix according to clause 24.3 of 3GPP TS 23.003 [12]. The temporary identity part of each ProSe application code or ProSe application code prefix is taken from the data structure corresponding to the country-specific or global ProSe application ID namespace according to clause 24.3 of 3GPP TS 23.003 [12]. The 5G DDNMF shall use the MCC and MNC of the PLMN ID of this 5G DDNMF for the PLMN ID part of the ProSe application code or ProSe application code prefix.

After the ProSe application code(s) or ProSe application code prefix allocation, the 5G DDNMF then associates the ProSe application code(s) or ProSe application code prefix with a new discovery entry identified by a non-zero value discovery entry ID in the new context for the UE that contains the UE's subscription parameters obtained from the UDM and starts timer T5061. The UDM also provides to the 5G DDNMF the PLMN ID of the PLMN in which the UE is currently registered. For a given set of ProSe application codes or the allocated ProSe application code prefix, timer T5061 shall be longer than timer T5060. By default, the value of timer T5061 is 4 minutes greater than the value of timer T5060.

If there is an existing context for the UE that contains the UE's subscription parameters obtained from the UDM, but no discovery entry identified by the discovery entry ID contained in the DISCOVERY_REQUEST message, the 5G DDNMF shall behave as if the discovery entry ID included in the DISCOVERY_REQUEST message was set to 0 and the 5G DDNMF shall allocate a new non-zero discovery entry ID for this entry.

If the metadata is included in the DISCOVERY_REQUEST message, the 5G DDNMF shall allocate the ProSe application code or ProSe application code prefix including a metadata index to indicate the current version of the metadata and store the received metadata in the UE context.

Moreover, if the command is set to "metadata_update" in the DISCOVERY_REQUEST message and there is an existing UE context stored in the 5G DDNMF, the 5G DDNMF shall update the metadata in the UE context by using the received metadata in the DISCOVERY_REQUEST message and update the ProSe application code or ProSe application code prefix in the UE context by changing the metadata index portion and keeping the rest unchanged.

After the ProSe application code(s) allocation, the 5G DDNMF then associates the ProSe application code(s) with a new discovery entry identified by a non-zero value discovery entry ID in the UE context and starts timer T5061.

If there is an existing context for the UE and a discovery entry identified by the discovery entry ID contained in the DISCOVERY_REQUEST message associated with the requested ProSe application ID, the 5G DDNMF shall either update the discovery entry with a new validity timer T5060, or allocate new ProSe application code(s) or ProSe application code prefix for the requested ProSe application ID with a new validity timer T5060 and restart timer T5061. The 5G DDNMF may consider the requested timer if contained in the DISCOVERY_REQUEST message.

If a new discovery entry was created or an existing discovery entry was updated and the UE is currently roaming or the Announcing PLMN ID is included in the DISCOVERY_REQUEST message, the 5G DDNMF checks with the 5G DDNMF of the VPLMN or in case of open 5G ProSe direct discovery the local PLMN identified by the Announcing PLMN ID whether the UE is authorized for open 5G ProSe direct discovery announcing as described in 3GPP TS 29.555 [9].

If the check indicates that the UE is authorized, then the 5G DDNMF shall send a DISCOVERY_RESPONSE message containing a <response-announce> element with:

- a) the transaction ID set to the value of the transaction ID received in the DISCOVERY_REQUEST message from the UE;
- b) either the ProSe application code(s) set to the ProSe application code(s) allocated by the 5G DDNMF, or the ProSe application code ACE parameter set to include the ProSe-application code- prefix allocated by the 5G DDNMF and one or more ProSe application code suffix Ranges which contain the suffix(es) for the ProSe application ID received in the DISCOVERY_REQUEST message from the UE;
- c) validity timer T5060 set to the T5060 timer value assigned by the 5G DDNMF to the ProSe application code(s);
- d) if the ACE enabled indicator was included by the UE in the DISCOVERY_REQUEST message, the ACE enabled indicator set to:
 - 1) "application-controlled extension enabled" if application-controlled extension is used; or
 - 2) "normal" if application-controlled extension is not used;
- e) the discovery entry ID set to the identifier associated with the corresponding discovery entry;

- f) the discovery key set to a value provided by the 5G DDNMF; and
- g) the current time set to the current UTC-based time at the 5G DDNMF and the max offset.

If timer T5061 expires, the 5G DDNMF shall remove the discovery entry identified by the discovery entry ID from the UE's context.

The 5G DDNMF uses the information (e.g. ProSe application ID, application identity) received from the UE in the DISCOVERY_REQUEST message, UE identity in GBA or AKMA information related to TLS tunnel transporting the DISCOVERY_REQUEST message, and other information for charging purposes as specified in 3GPP TS 32.277 [45].

6.2.2.4 Announce request procedure completion by the UE

Upon receipt of the DISCOVERY_RESPONSE message, if only the transaction ID and the discovery entry ID are contained in the <response-announce> element and the transaction ID and the discovery entry ID match the corresponding values sent by the UE in a DISCOVERY_REQUEST message, the UE shall:

- a) stop the validity timer T5060 corresponding to the ProSe application code(s) or ProSe application code prefix in the discovery entry identified by the discovery entry ID;
- b) remove the discovery entry identified by the discovery entry ID included; and
- c) instruct the lower layers to stop announcing.

Upon receipt of the DISCOVERY_RESPONSE message, if the transaction ID contained in the <response-announce> element matches the value sent by the UE in a DISCOVERY_REQUEST message with the command set to "announce", the UE shall create a new discovery entry or update an existing discovery entry with the received ProSe application code(s) and the PLMN ID of the intended announcing PLMN. For this discovery entry, the UE shall stop the validity timer T5060 if running and start the validity timer T5060 with the received value. Otherwise, the UE shall discard the DISCOVERY_RESPONSE message and shall not perform the procedures below. The UE shall set a ProSe clock (see 3GPP TS 33.503 [34]) to the value of the received current time parameter and store the received max offset parameter.

For any one of the received ProSe application codes or ProSe application code prefix in this discovery entry, the UE may perform open 5G ProSe direct discovery announcing as described in clause 6.2.14.2.1.1.

6.2.2.5 Announce request procedure not accepted by the 5G DDNMF

If the DISCOVERY_REQUEST message cannot be accepted by the 5G DDNMF, the 5G DDNMF sends a DISCOVERY_RESPONSE message containing a <response-reject> element to the UE including an appropriate PC3a control protocol cause value.

If the application corresponding to the ProSe identifier contained in the DISCOVERY_REQUEST message is not authorized for open 5G ProSe direct discovery announcing, the 5G DDNMF shall send the DISCOVERY_RESPONSE message containing a <response-reject> element with PC3a control protocol cause value #1 "Invalid application".

If the ProSe application ID contained in the DISCOVERY_REQUEST message is unknown to the 5G DDNMF, the 5G DDNMF shall send a DISCOVERY_RESPONSE message containing a <response-reject> element with PC3a control protocol cause value #2 "Unknown ProSe application ID".

If the UE is not authorized for open 5G ProSe direct discovery announcing, the 5G DDNMF shall send the DISCOVERY_RESPONSE message containing a <response-reject> element with PC3a control protocol cause value #3 "UE authorization failure".

If the UE is not authorized to use the ProSe application ID contained in the DISCOVERY_REQUEST message, the 5G DDNMF shall send the DISCOVERY_RESPONSE message containing a <response-reject> element with PC3a control protocol cause value #3 "UE authorization failure".

If the UE requests a country-specific ProSe application ID for a country that does not correspond to the country of its HPLMN and the 5G DDNMF has not authorized the UE to announce in that country, the 5G DDNMF shall send a DISCOVERY_RESPONSE message containing a <response-reject> element with PC3a control protocol cause value #8 "Scope violation in Prose application ID".

If the UE requests a country-specific ProSe application ID for a country that does not correspond to the country of its HPLMN and the 5G DDNMF has no agreement to access the country-wide ProSe application ID database of that country, the 5G DDNMF shall send a DISCOVERY_RESPONSE message containing a <response-reject> element with PC3a control protocol cause value #8 "Scope violation in Prose application ID".

If the discovery entry ID contained in the DISCOVERY_REQUEST message is unknown to the 5G DDNMF and the requested timer is set to zero, the 5G DDNMF shall send a DISCOVERY_RESPONSE message containing a <response-reject> element with PC3a control protocol cause value #10 "Unknown or invalid discovery entry ID".

If the UE is not authorized to use ACE, but the DISCOVERY_REQUEST message contains the ACE enabled indicator set to "application-controlled extension enabled", the 5G DDNMF shall send a DISCOVERY_RESPONSE message containing a <response-reject> element with PC3a control protocol cause value #12 "UE unauthorized for discovery with application-controlled extension".

If the DISCOVERY_REQUEST message contains the ACE enabled indicator set to "application-controlled extension enabled", but does not contain the application level container parameter, the 5G DDNMF shall send a DISCOVERY_RESPONSE message containing a <response-reject> element with PC3a control protocol cause value #14 "Missing application level container".

If the ProSe application server indicates to the 5G DDNMF that the application level container in the DISCOVERY_REQUEST message contains invalid information, the 5G DDNMF shall send a DISCOVERY_RESPONSE message containing a <response-reject> element with PC3a control protocol cause value #15 "Invalid data in application level container".

If the DISCOVERY_REQUEST message does not contain the ACE enabled indicator and the requested application only uses application-controlled extension, the 5G DDNMF shall send a DISCOVERY_RESPONSE message containing a <response-reject> element with PC3a control protocol cause value #1 "Invalid application".

6.2.2.6 Abnormal cases

6.2.2.6.1 Abnormal cases in the UE

The following abnormal cases can be identified:

- a) Indication from the transport layer of transmission failure of DISCOVERY_REQUEST message (e.g., after TCP retransmission timeout)

The UE shall close the existing secure connection to the 5G DDNMF, establish a new secure connection and then restart the announce request procedure.

NOTE 1: The UE can abort this procedure when detecting loss of NG-RAN coverage in its serving PLMN.

- b) No response from the 5G DDNMF after the DISCOVERY_REQUEST message has been successfully delivered (e.g., TCP ACK has been received for the DISCOVERY_REQUEST message)

The UE shall retransmit the DISCOVERY_REQUEST message.

NOTE 2: The UE can abort this procedure when detecting loss of NG-RAN coverage in its serving PLMN.

NOTE 3: The timer to trigger retransmission and the maximum number of allowed retransmissions are UE implementation specific.

- c) Indication from upper layers that the request to announce the ProSe application ID is no longer in place after sending the DISCOVERY_REQUEST message, but before the announce request procedure is completed

The UE shall acknowledge the DISCOVERY_RESPONSE message received from the 5G DDNMF but discard its contents and then abort the procedure.

- d) Change of PLMN

If a PLMN change occurs before the announce request procedure is completed, the procedure shall be aborted. If the UE is authorized to announce in the new PLMN, the procedure shall be restarted once the UE is registered on the new PLMN.

- e) Absence of discovery entry ID parameter in a DISCOVERY_RESPONSE message received in response to a DISCOVERY_REQUEST message which contained a discovery entry ID parameter

If the DISCOVERY_REQUEST message:

- 1) included a requested timer which is set to 0; or
- 2) included an Announcing PLMN ID;

the UE shall acknowledge the DISCOVERY_RESPONSE message received from the 5G DDNMF but discard its content and then abort the procedure.

6.2.2.6.2 Abnormal cases in the 5G DDNMF

The following abnormal cases can be identified:

- a) Indication from the lower layer of transmission failure of DISCOVERY_RESPONSE message

After receiving an indication from lower layer that the DISCOVERY_RESPONSE message has not been successfully acknowledged (e.g., TCP ACK is not received), the 5G DDNMF shall abort the procedure and stop any associated timer(s) T5061, if running.

6.2.3 Announce request procedure for restricted 5G ProSe direct discovery model A

6.2.3.1 General

The purpose of the announce request procedure for restricted 5G ProSe direct discovery model A is for the UE:

- a) to obtain a ProSe restricted code corresponding to the RPAUID to be announced over the PC5 interface, upon a request for announcing from upper layers (e.g., application client) as defined in 3GPP TS 23.304 [2]; or
- b) to inform the 5G DDNMF that the UE wants to stop announcing a ProSe restricted code as defined in 3GPP TS 23.304 [2].

Before initiating the announce request procedure, the UE shall be authorized for restricted 5G ProSe direct discovery model A announcing in the registered PLMN or local PLMN based on the service authorization procedure as specified in clause 5.

The UE includes the ProSe restricted code obtained from a successful announce request procedure in a PROSE PC5 DISCOVERY message and passes the PROSE PC5 DISCOVERY message to the lower layers for transmission over the PC5 interface.

6.2.3.2 Announce request procedure initiation

Before initiating the announce request procedure, the user sets the permissions for the restricted discovery using application layer mechanisms. The application client in the UE retrieves the PDUID provisioned to the UE as part of the service authorization procedure as specified in clause 5 and obtains an RPAUID associated with the UE's PDUID from the ProSe application server. The UE may provide metadata to be associated with the RPAUID and the ProSe application server stores the metadata. This step is performed using mechanisms that are out of scope of the present specification.

If the UE is authorized to perform restricted 5G ProSe direct discovery model A announcing in the PLMN operating the radio resources signalled from the serving PLMN, it shall initiate an announce request procedure:

- a) when the UE is triggered by an upper layer application to announce an RPAUID and the UE has no valid corresponding ProSe restricted code for that RPAUID of the upper layer application;
- b) when the validity timer T5062 assigned by the 5G DDNMF to a ProSe restricted code has expired and the request from upper layers to announce the RPAUID corresponding to that ProSe restricted code is still in place;

- c) when the UE selects a new PLMN while announcing a ProSe restricted code and intends to announce in the new PLMN and the UE is authorized for restricted 5G ProSe direct discovery model A announcing in the new PLMN;
- d) when, while announcing a RPAUID, the UE intends to switch the announcing PLMN to a different PLMN without performing PLMN selection and the UE does not have a valid allocated ProSe restricted code for this new PLMN yet; or
- e) when the UE needs to update a previously sent restricted 5G ProSe direct discovery model A announcing request.

When the UE selects a new PLMN while announcing a ProSe restricted code and the UE is not yet authorized for restricted 5G ProSe direct discovery model A announcing in the new PLMN, the UE shall initiate an announce request procedure only after the UE is authorized for restricted 5G ProSe direct discovery model A announcing in the new PLMN.

NOTE 1: To ensure service continuity if the UE needs to keep announcing a ProSe restricted code corresponding to the same RPAUID, the UE can initiate the announce request procedure before the validity timer T5062 assigned by the 5G DDNMF for a ProSe restricted code expires.

The UE shall initiate the announce request procedure by sending a DISCOVERY_REQUEST message with:

- a) a new transaction ID not used in any other direct discovery procedures in PC3a interface;
- b) the RPAUID set to the RPAUID received from upper layers;
- c) the command set to "announce";
- d) the application identity set to the ProSe identifier of the upper layer application that requested the announcing as specified in clause 5.2.3;
- e) the discovery type set to "Restricted discovery";
- r) the ACE enabled indicator set to "application-controlled extension enabled" if application-controlled extension is required by the upper layers or "normal" if application-controlled extension is not used;
- g) the announcing type set to "on demand" if on demand announcing is requested by upper layers and "normal" if on demand announcing is not requested by upper layers;
- h) optionally the requested timer set to the length of validity timer associated with the ProSe restricted code that the UE expects to receive from the 5G DDNMF;
- i) the discovery entry ID set to a 0 if the announcing request is a new request and set to the discovery entry ID received from the 5G DDNMF if the announcing request is to update a previously sent announcing request;
- j) optionally the announcing PLMN ID set to the PLMN ID of the local PLMN operating the radio resources that the UE intends to use for announcing the RPAUID; and
- k) the PC5 UE ciphering algorithm capability set to the UE supported ciphering algorithm(s) for ciphering the PROSE PC5 DISCOVERY message.

If restricted 5G ProSe direct discovery model A with application-controlled extension is requested by upper layers, the DISCOVERY_REQUEST message shall also include the application level container, which contains application-level data transparent to the 3GPP network, to be used by the ProSe application server e.g., to assign ProSe restricted code suffix(es).

When the UE initiates the announce request procedure to inform the 5G DDNMF that the UE wants to stop announcing a ProSe restricted code before the associated valid timer expires, the UE shall set the requested timer to 0.

NOTE 2: A UE can include one or multiple transactions in one DISCOVERY_REQUEST message for different RPAUIDs and receive corresponding <restricted-announce-response> element or <response-reject> element in a DISCOVERY_RESPONSE message for each respective transaction. In the following description of the announce request procedure, only one transaction is included.

Figure 6.2.3.2.1 illustrates the interaction of the UE and the 5G DDNMF in the announce request procedure.

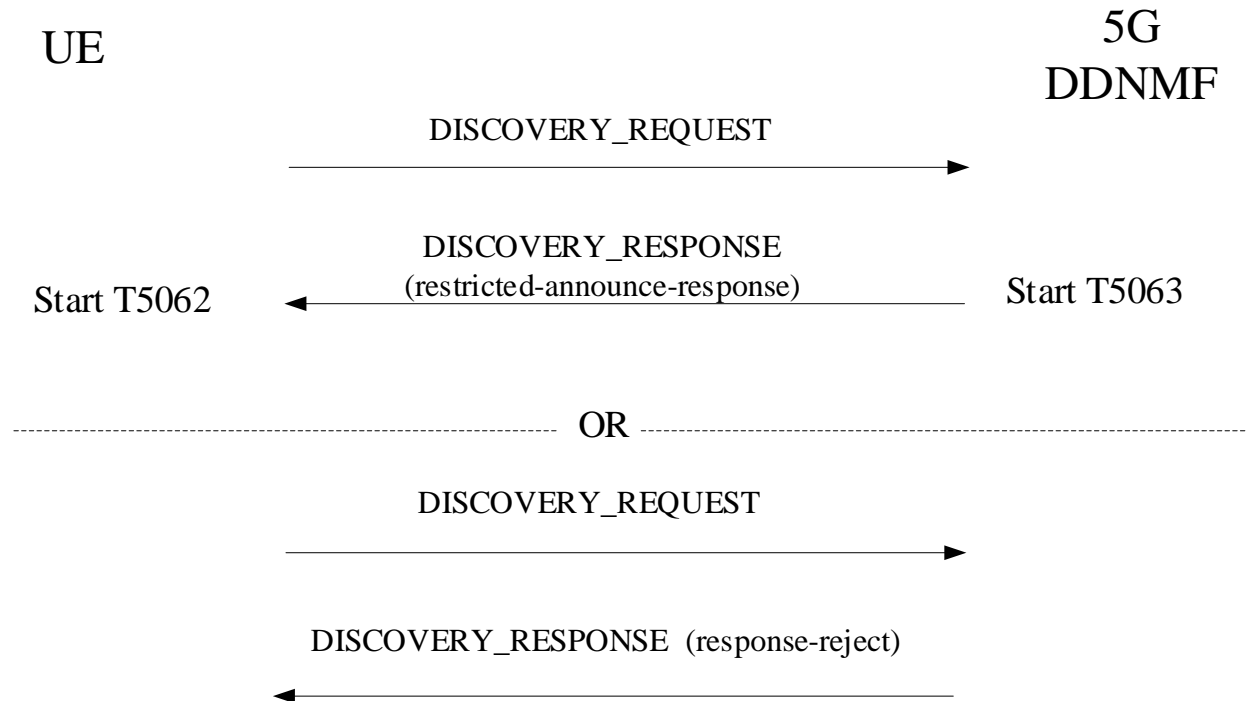


Figure 6.2.3.2.1: Announce request procedure for restricted 5G ProSe direct discovery model A

6.2.3.3 Announce request procedure accepted by the 5G DDNMF

Upon receiving a DISCOVERY_REQUEST message with the command set to "announce" and the discovery type set to "Restricted discovery", if the requested timer is included in the DISCOVERY_REQUEST message and the requested timer is set to 0, the 5G DDNMF shall check whether there is an existing UE context containing the discovery entry identified by the discovery entry ID included in the DISCOVERY_REQUEST message. If the discovery entry exists in the UE context, the 5G DDNMF shall inform the 5G DDNMF in the announcing PLMN to remove the corresponding discovery entry as specified in 3GPP TS 29.555 [9] when the announcing PLMN is not the same as that of the PLMN to which the 5G DDNMF belongs and remove the discovery entry identified by the discovery entry ID from the UE's context.

Upon receiving a DISCOVERY_REQUEST message with the command set to "announce" and the discovery type set to "Restricted discovery", if the requested timer is not included in the DISCOVERY_REQUEST message or the requested timer included in the DISCOVERY_REQUEST message is not set to 0, the 5G DDNMF shall perform the following procedure.

The 5G DDNMF shall check that the application corresponding to the ProSe identifier contained in the DISCOVERY_REQUEST message is authorized for restricted 5G ProSe direct discovery model A announcing. If the application is authorized for restricted 5G ProSe direct discovery model A announcing, the 5G DDNMF shall check whether there is an existing context for the UE.

If there is no associated UE context, the 5G DDNMF checks with the UDM whether the UE is authorized for restricted 5G ProSe direct discovery model A announcing as described in 3GPP TS 29.503 [10]. If the check indicates that the UE is authorized, the 5G DDNMF creates a UE context that contains the UE's subscription parameters obtained from the UDM. The UDM also provides to the 5G DDNMF the PLMN ID of the PLMN in which the UE is currently registered. If the UE context exists, the 5G DDNMF shall then check whether the UE is authorized for restricted 5G ProSe direct discovery model A announcing in the currently registered PLMN or in the local PLMN identified by the Announcing PLMN ID included in the DISCOVERY_REQUEST message.

If the UE is authorized and the discovery entry ID included in the DISCOVERY_REQUEST message is set to 0 then:

- a) the 5G DDNMF shall check whether the UE is authorized to announce the RPAUID contained in the DISCOVERY_REQUEST message. Optionally this can include checking with the ProSe application server as described in 3GPP TS 29.557 [19] to obtain the binding between the RPAUID and PDUID and then verifying that the PDUID belongs to the requesting UE;
- b) if the UE is authorized to announce the RPAUID, the ACE enabled indicator is set to "application-controlled extension enabled", the application level container is included in the DISCOVERY_REQUEST message and the requested application uses application-controlled extension, the 5G DDNMF shall check whether the UE is authorized to use ACE. If the UE is authorized for ACE, the 5G DDNMF shall invoke the procedure described in 3GPP TS 29.557 [19] to check whether the UE is authorized to announce the requested RPAUID with application-defined suffix(es) and obtain suffix-related information from the ProSe application server. The 5G DDNMF shall then allocate a ProSe restricted code prefix and a value for validity timer T5062 to be used with the ProSe restricted code suffix(es) obtained from the ProSe application server for the given RPAUID as specified in 3GPP TS 29.557 [19]. The 5G DDNMF may take into account the requested timer if contained in the DISCOVERY_REQUEST message when allocating validity timer T5062;
- c) if the UE is authorized to announce the RPAUID, the ACE enabled indicator is set to "normal" in the DISCOVERY_REQUEST message and the requested application does not use application-controlled extension, the 5G DDNMF shall allocate the corresponding ProSe restricted code and a value for validity timer T5062. The 5G DDNMF may take into account the requested timer if contained in the DISCOVERY_REQUEST message when allocating validity timer T5062;
- d) if the UE is authorized to announce the RPAUID, the ACE enabled indicator is set to "normal" in the DISCOVERY_REQUEST message, the application level container is included in the DISCOVERY_REQUEST and the requested application only uses application-controlled extension, the 5G DDNMF shall check whether the UE is authorized to use ACE. If the UE is authorized for ACE, the 5G DDNMF shall invoke the procedure described in 3GPP TS 29.557 [19] to check whether the UE is authorized to announce the requested RPAUID with application-defined suffix(es) and obtain suffix-related information from the ProSe application server. The 5G DDNMF shall then allocate a ProSe restricted code prefix and a value for validity timer T5062 to be used with the ProSe restricted code suffix(es) obtained from the ProSe application server for the given RPAUID as specified in 3GPP TS 29.557 [19]. The 5G DDNMF may consider the requested timer if contained in the DISCOVERY_REQUEST message when allocating validity timer T5062;
- e) if the UE is authorized to announce the RPAUID, the ACE enabled indicator is set to "application-controlled-extension enabled" and the application level container is included in the DISCOVERY_REQUEST message but the requested application does not use application-controlled extension, the 5G DDNMF shall allocate the corresponding ProSe restricted code and a value for validity timer T5062. The 5G DDNMF may consider the requested timer if contained in the DISCOVERY_REQUEST message when allocating validity timer T5062; and
- f) the 5G DDNMF associates the allocated ProSe restricted code or ProSe restricted code prefix with a new discovery entry in the UE's context and starts timer T5063. The UDM also provides to the 5G DDNMF the PLMN ID of the PLMN in which the UE is currently registered. For a given ProSe restricted code, timer T5063 shall be longer than timer T5062. By default, the value of timer T5063 is 4 minutes greater than the value of timer T5062.

If the discovery entry ID included in the DISCOVERY_REQUEST message is not set to 0 and if there is an existing discovery entry for this discovery entry ID value in the UE's context, the 5G DDNMF shall either update the discovery entry with a new validity timer T5062, or allocate a new ProSe restricted code or ProSe restricted code prefix for the requested RPAUID with a new validity timer T5062, restart timer T5063 and clear any existing on demand announcing enabled indicator. The 5G DDNMF may consider the requested timer if contained in the DISCOVERY_REQUEST message when allocating validity timer T5062.

If the discovery entry ID contained in the DISCOVERY_REQUEST message is not found in the UE context or there is no UE context in the 5G DDNMF, the 5G DDNMF shall behave as if the discovery entry ID included in the DISCOVERY_REQUEST message was set to 0 and the 5G DDNMF shall allocate a new non-zero discovery entry ID for this entry.

If the announcing type is set to "on demand" in the DISCOVERY_REQUEST message, the 5G DDNMF shall check if "on demand" announcing is authorized and enabled based on the ProSe identifier and the operator's policy. If "on demand" announcing is authorized and enabled and there is no ongoing monitoring request for this RPAUID, then the 5G DDNMF shall set the on demand announcing enabled indicator to 1 for the corresponding discovery entry in the UE's context.

If a new UE context was created or an existing UE context was updated and the UE is currently roaming or the announcing PLMN ID is included in the DISCOVERY_REQUEST message and the on demand announcing enabled indicator is not set to 1 for this discovery entry in the UE's context, the 5G DDNMF checks with the 5G DDNMF of the VPLMN or the local PLMN represented by the Announcing PLMN ID whether the UE is authorized for restricted 5G ProSe direct discovery model A announcing as described in 3GPP TS 29.555 [9].

The 5G DDNMF shall then send a DISCOVERY_RESPONSE message containing a <restricted-announce-response> element with:

- a) the transaction ID set to the value of the transaction ID received in the DISCOVERY_REQUEST message from the UE;
- b) if the on demand announcing enabled indicator is not set to 1 in the UE's context for this discovery entry, either the ProSe restricted code set to the ProSe restricted code or the ProSe restricted code prefix allocated by the 5G DDNMF. If restricted Direct Discovery with application-controlled extension was requested by the announcing UE, the DISCOVERY_RESPONSE message also contains one or more ProSe restricted code suffix Ranges which contain the suffix(es) for the RPAUID received in the DISCOVERY_REQUEST message;
- c) a validity timer T5062 set to the T5062 timer value assigned by the 5G DDNMF to the ProSe restricted code;
- d) the ACE enabled indicator set to "application-controlled extension enabled" if application-controlled extension is used, or "normal" if application-controlled extension is not used;
- e) the code-sending security parameter containing the security-related information for the UE to protect the transmission of the ProSe restricted code;
- f) the on demand announcing enabled indicator indicating whether the on demand announcing is enabled or not for this discovery entry if the announcing type is set to "on demand" in the DISCOVERY_REQUEST message;
- g) the discovery entry ID set to the ID of the discovery entry associated with this announce request in the UE's context;
- h) the current time set to the current UTC-based time at the 5G DDNMF and the max offset;
- i) optionally, the PC5 security policies that are associated with the ProSe restricted code and used for 5G ProSe direct link establishment procedure instead of any PC5 security policies configured in the UE as specified in clause 5; and
- j) the selected PC5 ciphering algorithm set to the PC5 ciphering algorithm selected by the 5G DDNMF based on the received PC5 UE ciphering algorithm capability and the ProSe restricted code.

If timer T5063 expires, the 5G DDNMF shall remove the discovery entry associated with the corresponding RPAUID from the UE's context.

The 5G DDNMF may associate the ProSe restricted code with the PC5 security policies.

The 5G DDNMF uses the information (e.g. application identity) received from the UE in the DISCOVERY_REQUEST message, UE identity in GBA or AKMA information related to TLS tunnel transporting the DISCOVERY_REQUEST message, and other information for charging purposes as specified in 3GPP TS 32.277 [45].

6.2.3.4 Announce request procedure completion by the UE

Upon receipt of the DISCOVERY_RESPONSE message, if only the transaction ID and the discovery entry ID are contained in the <restricted-announce-response> element and the transaction ID and the discovery entry ID match the corresponding values sent by the UE in a DISCOVERY_REQUEST message, the UE shall:

- a) stop the validity timer T5062 for the discovery entry corresponding to the discovery entry ID received in the DISCOVERY_RESPONSE message;
- b) remove the discovery entry identified by the discovery entry ID included; and
- c) instruct the lower layers to stop announcing.

Upon receipt of the DISCOVERY_RESPONSE message, if the transaction ID contained in the <restricted-announce-response> element matches the value sent by the UE in a DISCOVERY_REQUEST message with the command set to

"announce", the UE shall create a new discovery entry or update an existing discovery entry with the received ProSe restricted code or ProSe restricted code prefix and the PLMN ID of the intended announcing PLMN. For this discovery entry, the UE shall stop the validity timer T5062, if running, for the discovery entry corresponding to the discovery entry ID received in the DISCOVERY_RESPONSE message and start the validity timer T5062 for this discovery entry with the received value in the DISCOVERY_RESPONSE message. Otherwise, the UE shall discard the DISCOVERY_RESPONSE message and shall not perform the procedures below. The UE shall set a ProSe clock (see 3GPP TS 33.503 [34]) to the value of the received current time parameter and store the received max offset parameter.

If the DISCOVERY_RESPONSE message includes new ProSe restricted code or ProSe restricted code prefix to replace the existing ProSe restricted code being announced, the UE shall notify lower layer to stop announcing the old ProSe restricted code in PC5 interface.

The UE shall store the selected PC5 ciphering algorithm received in the DISCOVERY_RESPONSE message for the received ProSe restricted code and use it for protection of the restricted 5G ProSe direct discovery messages over the PC5 interface as specified in clause 6.1.3.2.3 of 3GPP TS 33.503 [34].

If the DISCOVERY_RESPONSE message contains an on demand announcing enabled indicator set to 1, the UE shall wait for an announcing alert Request message from the 5G DDNMF of the HPLMN before starting to perform restricted 5G ProSe direct discovery model A announcing. Otherwise, the UE may perform restricted 5G ProSe direct discovery model A announcing as described in clause 6.2.14.2.1.

6.2.3.5 Announce request procedure not accepted by the 5G DDNMF

If the DISCOVERY_REQUEST message cannot be accepted by the 5G DDNMF, the 5G DDNMF sends a DISCOVERY_RESPONSE message containing a <response-reject> element to the UE including an appropriate PC3a control protocol cause value.

If the application corresponding to the ProSe identifier contained in the DISCOVERY_REQUEST message is not authorized for ProSe direct discovery announcing, the 5G DDNMF shall send the DISCOVERY_RESPONSE message containing a <response-reject> element with PC3a control protocol cause value #1 "Invalid application".

If the RPAUID contained in the DISCOVERY_REQUEST message is unknown to the 5G DDNMF or ProSe application server, the 5G DDNMF shall send a DISCOVERY_RESPONSE message containing a <response-reject> element with PC3a control protocol cause value #9 "Unknown RPAUID".

If the RPAUID contained in the DISCOVERY_REQUEST message does not match the stored RPAUID for the requested discovery entry ID, the 5G DDNMF shall send a DISCOVERY_RESPONSE message containing a <response-reject> element with PC3a control protocol cause value #10 "Unknown or invalid discovery entry ID".

If the UE is not authorized for restricted 5G ProSe direct discovery model A announcing, the 5G DDNMF shall send the DISCOVERY_RESPONSE message containing a <response-reject> element with PC3a control protocol cause value #3 "UE authorization failure".

If the UE is not authorized for restricted "on demand" restricted 5G ProSe direct discovery model A announcing, the 5G DDNMF shall send the DISCOVERY_RESPONSE message containing a <response-reject> element with PC3a control protocol cause value #13 "UE unauthorized for on-demand announcing".

If the RPAUID contained in the DISCOVERY_REQUEST message is not associated with the PDUID belonging to the requesting UE, the 5G DDNMF shall send a DISCOVERY_RESPONSE message containing a <response-reject> element with PC3a control protocol cause value #3 "UE authorization Failure".

If the UE is not authorized to use ACE, but the DISCOVERY_REQUEST message contains the ACE enabled indicator set to "application-controlled extension enabled", the 5G DDNMF shall send a DISCOVERY_RESPONSE message containing a <response-reject> element with PC3a control protocol cause value #12 "UE unauthorized for discovery with application-controlled extension".

If the DISCOVERY_REQUEST message contains the ACE enabled indicator set to "application-controlled extension enabled", but does not contain the application level container parameter, the 5G DDNMF shall send a DISCOVERY_RESPONSE message containing a <response-reject> element with PC3a control protocol cause value #14 "Missing application level container".

If the ProSe application server indicates to the 5G DDNMF that the application level container in the DISCOVERY_REQUEST message contains invalid information, the 5G DDNMF shall send a

DISCOVERY_RESPONSE message containing a <response-reject> element with PC3a control protocol cause value #15 "Invalid data in application level container".

If the discovery entry ID contained in the DISCOVERY_REQUEST message is unknown to the 5G DDNMF and the requested timer is set to zero, the 5G DDNMF shall send a DISCOVERY_RESPONSE message containing a <response-reject> element with PC3a control protocol cause value # 10 "Unknown or invalid discovery entry ID".

If the PC5 UE ciphering algorithm capability contained in the DISCOVERY_REQUEST message is not compatible with the selected PC5 ciphering algorithm for the target ProSe restricted code, the 5G DDNMF shall send a DISCOVERY_RESPONSE message containing a <response-reject> element with PC3a control protocol cause value #19 "Not compatible PC5 UE ciphering algorithm capability".

6.2.3.6 Abnormal cases

6.2.3.6.1 Abnormal cases in the UE

The following abnormal cases can be identified:

- a) Indication from the transport layer of transmission failure of DISCOVERY_REQUEST message (e.g., after TCP retransmission timeout)

The UE shall close the existing secure connection to the 5G DDNMF, establish a new secure connection and then restart the announce request procedure.

NOTE 1: The UE can abort this procedure when detecting loss of NG-RAN coverage in its serving PLMN.

- b) No response from the 5G DDNMF after the DISCOVERY_REQUEST message has been successfully delivered (e.g., TCP ACK has been received for the DISCOVERY_REQUEST message)

The UE shall retransmit the DISCOVERY_REQUEST message.

NOTE 2: The UE can abort this procedure when detecting loss of NG-RAN coverage in its serving PLMN.

NOTE 3: The timer to trigger retransmission and the maximum number of allowed retransmissions are UE implementation specific.

- c) Indication from upper layers that the request to announce the RPAUID is no longer in place after sending the DISCOVERY_REQUEST message, but before the announce request procedure is completed

The UE shall acknowledge the DISCOVERY_RESPONSE message received from the 5G DDNMF but discard its contents and then abort the procedure.

- d) Change of PLMN

If a PLMN change occurs before the announce request procedure is completed, the procedure shall be aborted. If the UE is authorized to announce in the new PLMN, the procedure shall be restarted once the UE is registered on the new PLMN.

6.2.3.6.2 Abnormal cases in the 5G DDNMF

The following abnormal cases can be identified:

- a) Indication from the lower layer of transmission failure of DISCOVERY_RESPONSE message

After receiving an indication from lower layer that the DISCOVERY_RESPONSE message has not been successfully acknowledged (e.g. TCP ACK is not received), the 5G DDNMF shall abort the procedure and stop any associated timer(s) T5063, if running.

6.2.4 Monitor request procedure for open 5G ProSe direct discovery

6.2.4.1 General

The purpose of the monitor request procedure for open 5G ProSe direct discovery is to allow a UE:

- a) to receive and process PROSE PC5 DISCOVERY messages upon a request for monitoring from upper layers as defined in 3GPP TS 23.304 [2]; or
- b) to inform the 5G DDNMF that the UE wants to stop using discovery filters for direct discovery monitoring as defined in 3GPP TS 23.304 [2].

The UE shall only initiate the monitor request procedure if it has been authorized for open 5G ProSe direct discovery monitoring at least in one PLMN based on the service authorization procedure.

As a result of the monitor request procedure completing successfully, the UE obtains one or more discovery filters, along with a TTL (Time-To-Live) timer T5064 for each discovery filter indicating the time during which the filter is valid.

6.2.4.2 Monitor request procedure Initiation

Before initiating the monitor request procedure, the UE is configured with the data structure of the ProSe application IDs it wants to monitor. This step is performed using mechanisms that are out of scope of 3GPP.

If the UE is authorized to perform open 5G ProSe direct discovery monitoring in at least one PLMN, it shall initiate a monitor request procedure:

- a) when the UE is triggered by an upper layer application to perform open 5G ProSe direct discovery monitoring corresponding to a ProSe application ID and the UE has no valid discovery filters corresponding to the requested ProSe application ID for that upper layer application;
- b) when the TTL timer T5064 assigned by the 5G DDNMF to a discovery filter has expired and the request from upper layers to monitor that ProSe application ID is still in place; or
- c) when the UE needs to inform the 5G DDNMF that the UE wants to stop using discovery filters for direct discovery monitoring.

NOTE 1: To ensure service continuity if the UE needs to keep monitoring the same discovery filter, the UE can initiate the monitor request procedure before the TTL timer T5064 assigned by the 5G DDNMF for a discovery filter expires.

The UE shall initiate the monitor request procedure for open 5G ProSe direct discovery by sending a DISCOVERY_REQUEST message with:

- a) a new transaction ID;
- b) the ProSe application ID set to the ProSe application ID received from upper layers;
- c) the command set to "monitor";
- d) the application identity set to the ProSe identifier of the upper layer application that requested the monitoring as specified in clause 5.2.3;
- e) the ACE enabled indicator set to "application-controlled extension enabled" if application-controlled extension is required by the upper layers, or "normal" if application-controlled extension is not used;
- f) the discovery entry ID set to 0 if this is a new request or set to the discovery entry ID received from the 5G DDNMF if the monitor request is to update a previously sent monitor request; and
- g) optionally, the requested timer set to 0 only when the UE wants to stop using discovery filters for direct discovery monitoring.

If open 5G ProSe direct discovery with application-controlled extension is requested by upper layers, the DISCOVERY_REQUEST message shall also include the application level container, which contains information corresponding to the ProSe application code suffix, e.g., group or user-specific information.

NOTE 2: A UE can include one or multiple transactions in one DISCOVERY_REQUEST message for one or more ProSe application IDs and receive corresponding <response-monitor> element or <response-reject> element in the DISCOVERY_RESPONSE message for each respective transaction. In the following description of the monitor request procedure, only one transaction is included.

Figure 6.2.4.2.1 illustrates the interaction between the UE and the 5G DDNMF in the monitor request procedure.

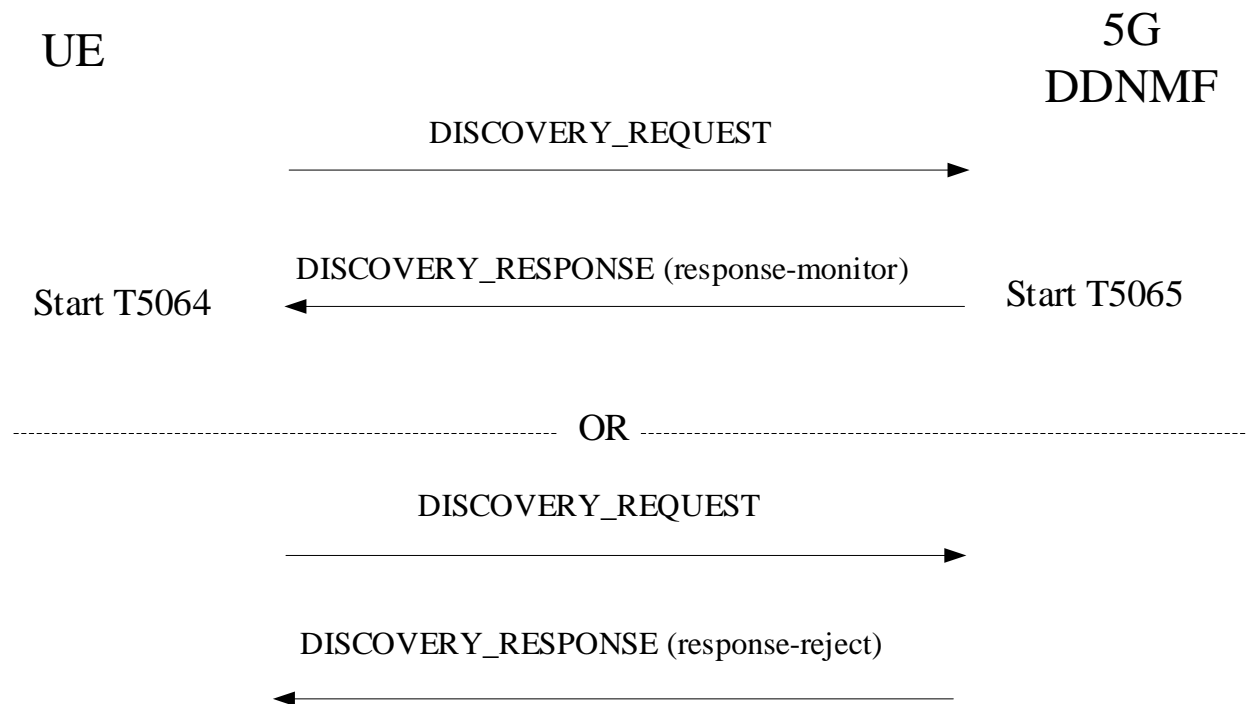


Figure 6.2.4.2.1: Monitor request procedure

6.2.4.3 Monitor request procedure accepted by the 5G DDNMF

Upon receiving a DISCOVERY_REQUEST message with the command set to "monitor", if the requested timer is included in the DISCOVERY_REQUEST message and the requested timer is set to 0, the 5G DDNMF shall check whether there is an existing UE context containing the discovery entry identified by the discovery entry ID included in the DISCOVERY_REQUEST message. If the discovery entry exists in the UE context, the 5G DDNMF shall remove the discovery entry identified by the discovery entry ID from the UE's context. When the associated ProSe application ID is PLMN-specific and that PLMN ID indicated by the ProSe application ID is not the same as that of the PLMN to which the 5G DDNMF belongs, the 5G DDNMF shall inform the 5G DDNMF in the PLMN indicated by the ProSe application ID to remove the corresponding discovery entry as specified in 3GPP TS 29.555 [9]. Then the 5G DDNMF shall send a DISCOVERY_RESPONSE message containing a <response-monitor> element with:

- the transaction ID set to the value of the transaction ID received in the DISCOVERY_REQUEST message; and
- the discovery entry ID set to the value of the discovery entry ID received in the DISCOVERY_REQUEST message.

Upon receiving a DISCOVERY_REQUEST message with the command set to "monitor", if the requested timer is not included in the DISCOVERY_REQUEST message, the 5G DDNMF shall perform the following procedure.

The 5G DDNMF shall check that the application corresponding to the ProSe identifier contained in the DISCOVERY_REQUEST message is authorized for open 5G ProSe direct discovery monitoring. If the application is authorized for open 5G ProSe direct discovery monitoring, the 5G DDNMF checks whether there is an existing context for the UE associated with the requested ProSe application ID.

If there is no associated UE context, the 5G DDNMF checks with the UDM whether the UE is authorized for open 5G ProSe direct discovery monitoring as described in 3GPP TS 29.503 [10]. The UDM provides to the 5G DDNMF the PLMN ID of the PLMN in which the UE is currently registered. If the subscription check indicates that the UE is

authorized, the 5G DDNMF creates a new context for the UE and a new discovery entry identified by a non-zero value discovery entry ID which is associated with the requested ProSe application ID.

If the ACE enabled indicator in the DISCOVERY_REQUEST message is included and set to "application-controlled extension enabled" and the requested application uses application-controlled extension, the 5G DDNMF shall check whether the UE is authorized to use ACE. If the UE is authorized for ACE, the 5G DDNMF shall also use the procedure described in 3GPP TS 29.557 [19] to obtain the mask(s) for monitoring the ProSe application code suffix (es) corresponding to the requested ProSe application ID.

If the PLMN ID indicated in the ProSe application ID is PLMN-Specific and that PLMN ID is not the same as that of the PLMN to which the 5G DDNMF belongs, then the 5G DDNMF executes the procedures defined in 3GPP TS 29.555 [9] to obtain the discovery filter(s) for the ProSe application ID. Otherwise, the 5G DDNMF shall allocate one or more discovery filters for the requested ProSe application ID if it is known to the 5G DDNMF and at least one corresponding valid ProSe application code or ProSe application code prefix is available in the 5G DDNMF. Each discovery filter consists of a ProSe application code, one or more ProSe application masks and a TTL timer T5064. If application-controlled extension is used, the allocated Discovery Filter shall be applicable to match both prefix and suffix portions of the ProSe application code.

If the requested ProSe application ID is country-specific or global or PLMN-specific as defined respectively in clause 24.2 of 3GPP TS 23.003 [12], the 5G DDNMF shall allocate the discovery filter which contains ProSe application code and ProSe application mask(s) in the corresponding scope. If the ProSe application ID is country-specific or global, the ProSe application mask(s) enclosed in the discovery filter hides the PLMN ID part correspondingly and the temporary identity part is taken from the data structure corresponding to the global or country-wide ProSe application ID namespace, as specified in clause 24.3 of 3GPP TS 23.003 [12]. If the requested ProSe application ID is PLMN-specific, the 5G DDNMF shall allocate one or more PLMN-specific discovery filters. Each of these discovery filters shall contain a PLMN-specific Prose application code and the ProSe application mask(s) whose PLMN ID portion shall be set such that when the mask is applied to the ProSe application code, the outcome matches the full PLMN ID of that specific PLMN.

After the discovery filter(s) are allocated, the 5G DDNMF then associates the discovery filters with the new discovery entry in the UE context and starts timer T5065 assigned for each discovery filter. For a given discovery filter timer T5065 shall be longer than timer T5064. By default, the value of timer T5065 is 4 minutes greater than the value of timer T5064.

If there is an existing context for the UE that contains the UE's subscription parameters obtained from the UDM, but no discovery entry identified by the discovery entry ID contained in the DISCOVERY_REQUEST message, the 5G DDNMF shall check whether the UE is authorized for ProSe direct discovery monitoring. If the UE is authorized, the 5G DDNMF shall allocate the discovery filter as specified above.

After the discovery filter is allocated, the 5G DDNMF then associates the discovery filter with a new discovery entry identified by a non-zero value discovery entry ID in the UE context and starts timer T5065 assigned for each discovery filter.

Similarly, if there is an existing context and a discovery entry identified by the discovery entry ID contained in the DISCOVERY_REQUEST message for the UE associated with the requested ProSe application ID, the 5G DDNMF updates the content of discovery filter(s), associate the discovery entry with the updated discovery filter(s) and restart timer T5065 for each filter. The update of a discovery filter content includes setting new TTL timer(s) and if necessary, assigning new ProSe application code or ProSe application code prefix and ProSe application mask(s).

Then the 5G DDNMF shall send a DISCOVERY_RESPONSE message containing a <response-monitor> element with:

- a) the transaction ID set to the value of the transaction ID received in the DISCOVERY_REQUEST message from the UE;
- b) the discovery entry ID set to the identifier associated with the discovery entry;
- c) if the ACE enabled indicator was included by the UE in the DISCOVERY_REQUEST message, the ACE enabled indicator set to:
 - 1) "application-controlled extension enabled" if application-controlled extension is used; or
 - 2) "normal" if application-controlled extension is not used;
- d) one or more discovery filters allocated by the 5G DDNMF(s) for the ProSe application ID received in the DISCOVERY_REQUEST message from the UE; and

- e) the current time set to the current UTC-based time at the 5G DDNMF and the max offset.

If timer T5065 expires, the 5G DDNMF shall remove the UE's association with the corresponding discovery filter. Furthermore, the 5G DDNMF shall remove the discovery entry from the UE's context if there is no discovery filter corresponding to the ProSe application ID.

The 5G DDNMF uses the information (e.g. application identity) received from the UE in the DISCOVERY_REQUEST message, UE identity in GBA or AKMA information related to TLS tunnel transporting the DISCOVERY_REQUEST message, and other information for charging purposes as specified in 3GPP TS 32.277 [45].

6.2.4.4 Monitor request procedure completion by the UE

Upon receipt of the DISCOVERY_RESPONSE message, if only the transaction ID and the discovery entry ID are contained in the <response-monitor> element and the transaction ID and the discovery entry ID match the corresponding values sent by the UE in a DISCOVERY_REQUEST message, the UE shall:

- a) stop TTL timer T5064 for each discovery filter in the discovery entry identified by the discovery entry ID;
- b) remove the discovery entry identified by the discovery entry ID; and
- c) instruct the lower layers to stop monitoring.

Upon receipt of the DISCOVERY_RESPONSE message, if the transaction ID contained in the <response-monitor> element matches the value sent by the UE in a DISCOVERY_REQUEST message with the command set to "monitor", the UE shall, for each discovery filter assigned by the 5G DDNMF, stop TTL timer T5064 if running and start TTL timer T5064 with the received value. Otherwise, the UE shall discard the DISCOVERY_RESPONSE message and shall not perform the procedures below. The UE shall set a ProSe clock (see 3GPP TS 33.503 [34]) to the value of the received current time parameter and store the received max offset parameter.

The UE may perform open 5G ProSe direct discovery monitoring for discovery messages received over the PC5 interface as described in clause 6.2.14.2.1.4.

6.2.4.5 Monitor request procedure not accepted by the 5G DDNMF

If the DISCOVERY_REQUEST message is not accepted by the 5G DDNMF, the 5G DDNMF shall send a DISCOVERY_RESPONSE message containing a <response-reject> element to the UE including an appropriate PC3a control protocol cause value.

If the application corresponding to the ProSe identifier contained in the DISCOVERY_REQUEST message is not authorized for open 5G ProSe direct discovery monitoring, the 5G DDNMF shall send a DISCOVERY_RESPONSE message containing a <response-reject> element with PC3a control protocol cause value #1 "Invalid application".

If the ProSe application ID contained in the DISCOVERY_REQUEST message is unknown to the 5G DDNMF, the 5G DDNMF shall send a DISCOVERY_RESPONSE message containing a <response-reject> element with PC3a control protocol cause value #2 "Unknown ProSe application ID".

If the UE is not authorized for open 5G ProSe direct discovery monitoring, the 5G DDNMF shall send a DISCOVERY_RESPONSE message containing a <response-reject> element with PC3a control protocol cause value #3 "UE authorization failure".

If the UE requests a country-specific ProSe application ID for a country that does not correspond to the country of its HPLMN and the 5G DDNMF has not authorized the UE to monitor in that country, it shall send a DISCOVERY_RESPONSE message containing a <response-reject> element with PC3a control protocol cause value #8 "Scope violation in Prose application ID".

If the UE requests a country-specific ProSe application ID for a country that does not correspond to the country of its HPLMN and the 5G DDNMF has no agreement to access the country-specific ProSe application ID database of that country, the 5G DDNMF shall send a DISCOVERY_RESPONSE message containing a <response-reject> element with PC3a control protocol cause value #8 "Scope violation in Prose application ID".

If the discovery entry ID contained in the DISCOVERY_REQUEST message is unknown to the 5G DDNMF and the requested timer is set to 0, the 5G DDNMF shall send a DISCOVERY_RESPONSE message containing a <response-reject> element with PC3a control protocol cause value #10 "Unknown or invalid discovery entry ID".

If the 5G DDNMF cannot retrieve a valid ProSe application code corresponding to the ProSe application ID contained in the DISCOVERY_REQUEST message, the 5G DDNMF shall send a DISCOVERY_RESPONSE message containing a <response-reject> element with PC3a control protocol cause value #17 "No valid ProSe application code".

If the UE is not authorized to use ACE, but the DISCOVERY_REQUEST message contains the ACE enabled indicator set to "application-controlled extension enabled", the 5G DDNMF shall send a DISCOVERY_RESPONSE message containing a <response-reject> element with PC3a control protocol cause value #12 "UE unauthorized for discovery with application-controlled extension".

If the DISCOVERY_REQUEST message does not contain the ACE enabled indicator and the requested application only uses application-controlled extension, the 5G DDNMF shall send a DISCOVERY_RESPONSE message containing a <response-reject> element with PC3a control protocol cause value #1 "Invalid application".

6.2.4.6 Abnormal cases

6.2.4.6.1 Abnormal cases in the UE

The following abnormal cases can be identified:

- a) Indication from the transport layer of transmission failure of DISCOVERY_REQUEST message (e.g., after TCP retransmission timeout)

The UE shall close the existing secure connection to the 5G DDNMF, establish a new secure connection and then restart the monitor request procedure.

NOTE 1: The UE can abort this procedure when detecting loss of NG-RAN coverage in its serving PLMN.

- b) No response from the 5G DDNMF after the DISCOVERY_REQUEST message has been successfully delivered (e.g., TCP ACK has been received for the DISCOVERY_REQUEST message)

The UE shall retransmit the DISCOVERY_REQUEST message.

NOTE 2: The UE can abort this procedure when detecting loss of NG-RAN coverage in its serving PLMN.

NOTE 3: The timer to trigger retransmission and the maximum number of allowed retransmissions are UE implementation specific.

- c) Indication from upper layers that the request to monitor the ProSe application ID is no longer in place after sending the DISCOVERY_REQUEST message, but before the monitor request procedure is completed

The UE shall acknowledge the DISCOVERY_RESPONSE message received from the 5G DDNMF but discard its contents and then abort the procedure.

- d) Change of PLMN

If a PLMN change occurs before the monitor request procedure is completed, the procedure shall be aborted. If the UE is authorized to monitor in the new PLMN, the procedures shall be restarted once the UE is registered on the new PLMN.

6.2.4.6.2 Abnormal cases in the 5G DDNMF

The following abnormal cases can be identified:

- a) Indication from the lower layer of transmission failure of DISCOVERY_RESPONSE message

After receiving an indication from lower layer that the DISCOVERY_RESPONSE message has not been successfully acknowledged, the 5G DDNMF shall abort the procedure and stop any associated timer(s) T5065, if running.

6.2.5 Monitor request procedure for restricted 5G ProSe direct discovery model A

6.2.5.1 General

The purpose of the monitor request procedure for restricted 5G ProSe direct discovery model A is:

- a) to allow a UE participating in restricted 5G ProSe direct discovery model A to receive and process PROSE PC5 DISCOVERY messages upon a request for monitoring from upper layers as defined in 3GPP TS 23.304 [2]; or
- b) to inform the 5G DDNMF that the UE wants to stop using restricted discovery filter(s) for direct discovery monitoring as defined in 3GPP TS 23.304 [2].

The UE shall only initiate the restricted 5G ProSe direct discovery model A monitor request procedure if it has been authorized for restricted 5G ProSe direct discovery model A monitoring in at least in one PLMN based on the service authorization procedure.

As a result of the monitor request procedure completing successfully, the UE obtains one or more restricted discovery filters, along with a TTL (Time-To-Live) timer T5066 for each restricted discovery filter indicating the time during which the filter is valid.

6.2.5.2 Monitor request procedure Initiation

Before initiating the monitor request procedure, the user sets the permissions for the restricted discovery using application layer mechanisms. The application client in the UE retrieves the PDUID provisioned to the UE as part of the service authorization procedure as specified in clause 5 and obtains an RPAUID associated with the UE's PDUID and the target RPAUID(s) to be monitored from the ProSe application server. This step is performed using mechanisms that are out of scope of the present specification.

If the UE is authorized to perform ProSe direct discovery model A monitoring in at least one PLMN, it shall initiate a monitor request procedure:

- a) when the UE is triggered by an upper layer application to perform restricted 5G ProSe direct discovery model A monitoring corresponding to at least one RPAUID and the UE has no valid restricted discovery filters corresponding to the requested RPAUID for that upper layer application;
- b) when the TTL timer T5066 assigned by the 5G DDNMF to a Restricted discovery filter has expired and the request from upper layers to monitor that RPAUID is still in place; or

NOTE 1: To ensure service continuity if the UE needs to keep monitoring the same restricted discovery filter, the UE can initiate the monitor request procedure before the TTL timer T5066 assigned by the 5G DDNMF for a Restricted discovery filter expires.

- c) when the UE needs to update a previously sent restricted 5G ProSe direct discovery model A monitoring request.

The UE shall initiate the monitor request procedure by sending a DISCOVERY_REQUEST message with:

- a) a new transaction ID;
- b) the RPAUID set to the RPAUID received from upper layers;
- c) the command set to "monitor";
- d) the discovery type set to "Restricted discovery";
- e) the application identity set to the ProSe identifier of the upper layer application that requested the monitoring as specified in clause 5.2.3;
- f) the ACE enabled indicator set to "application-controlled extension enabled" if application-controlled extension is required by the upper layers, or "normal" if application-controlled extension is not used;
- g) the application level container set to the target RPAUIDs to monitor;

- h) the discovery entry ID set to 0 if the monitoring request is a new request and set to the discovery entry ID received from the 5G DDNMF if the monitoring request is to update a previously sent monitoring request;
- i) optionally, the requested timer set to 0 only when the UE wants to stop using restricted discovery filter(s) for direct discovery monitoring; and
- j) the PC5 UE ciphering algorithm capability set to the UE supported ciphering algorithm(s) for ciphering the PROSE PC5 DISCOVERY message.

If restricted direct discovery model A with application-controlled extension is requested by upper layers, the application level container included in the DISCOVERY_REQUEST also contains information corresponding to the ProSe restricted code suffix, e.g., group or user-specific information.

NOTE 2: A UE can include one or multiple transactions in one DISCOVERY_REQUEST message for one or more different monitoring targets and receive corresponding <response-monitor> element or <response-reject> element in the DISCOVERY_RESPONSE message for each respective transaction. In the following description of the monitor request procedure, only one transaction is included.

Figure 6.2.5.2.1 illustrates the interaction between the UE and the 5G DDNMF in the monitor request procedure.

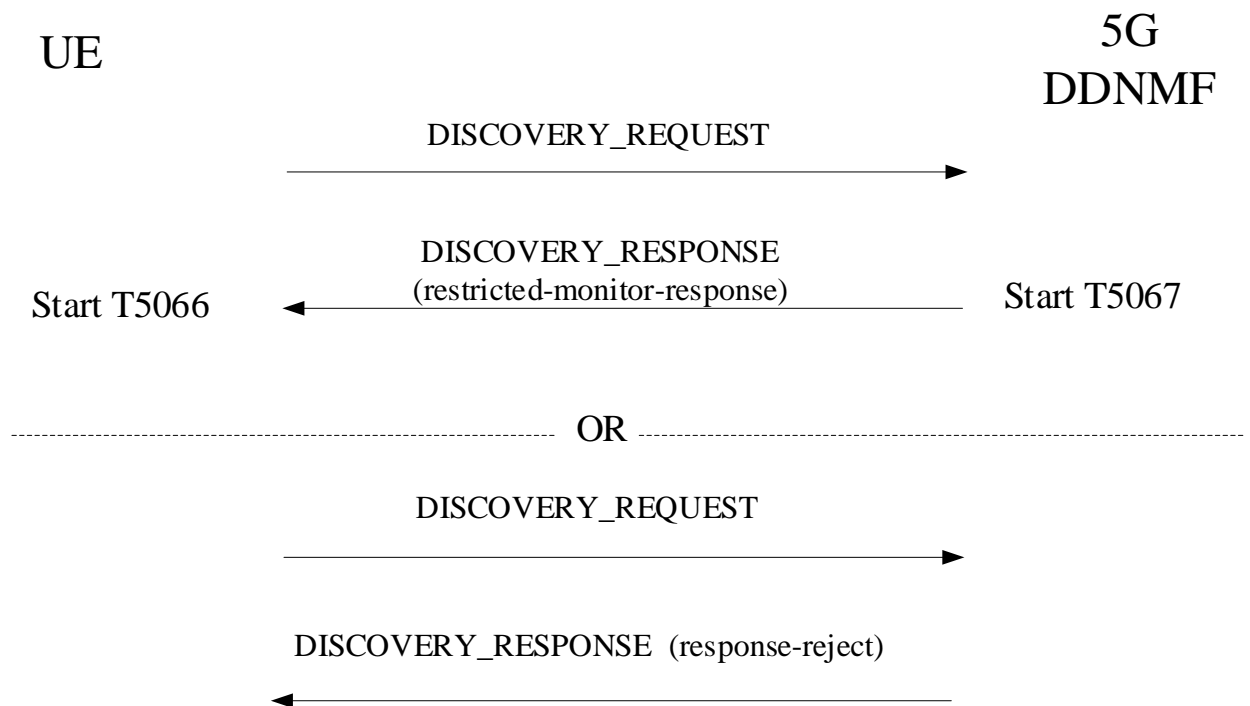


Figure 6.2.5.2.1: Monitor request procedure for restricted 5G ProSe direct discovery model A

6.2.5.3 Monitor request procedure accepted by the 5G DDNMF

Upon receiving a DISCOVERY_REQUEST message with the command set to "monitor" and the discovery type set to "Restricted discovery", if the requested timer is included in the DISCOVERY_REQUEST message and the requested timer is set to 0, the 5G DDNMF shall check whether there is an existing UE context containing the discovery entry identified by the discovery entry ID included in the DISCOVERY_REQUEST message. If the discovery entry exists in the UE context, the 5G DDNMF shall remove the discovery entry identified by the discovery entry ID from the UE's context. For each of the PDUIDs corresponding to the target RPAUIDs contained the restricted discovery filters in the discovery entry, if the PDUID is PLMN-specific and that PLMN ID indicated by the PDUID is not the same as that of

the PLMN to which the 5G DDNMF belongs, the 5G DDNMF shall inform the 5G DDNMF in the PLMN indicated by the PDUID to remove the corresponding discovery entry as specified in 3GPP TS 29.555 [9].

Upon receiving a DISCOVERY_REQUEST message with the command set to "monitor" and the discovery type set to "Restricted discovery", if the requested timer is not included in the DISCOVERY_REQUEST message, the 5G DDNMF shall perform the following procedure.

The 5G DDNMF shall check that the application corresponding to the ProSe identifier contained in the DISCOVERY_REQUEST message is authorized for ProSe direct discovery model A monitoring. If the application is authorized for restricted 5G ProSe direct discovery model A monitoring, the 5G DDNMF shall check whether there is an existing UE context.

If there is no associated UE context, the 5G DDNMF checks with the UDM whether the UE is authorized for restricted 5G ProSe direct discovery model A monitoring as described in 3GPP TS 29.503 [10]. The UDM provides to the 5G DDNMF the PLMN ID of the PLMN in which the UE is currently registered. If the subscription check indicates that the UE is authorized, the 5G DDNMF creates a new UE context containing the UE's subscription parameters obtained from the UDM.

If the discovery entry ID included in the DISCOVERY_REQUEST is set to 0 then:

- a) the 5G DDNMF shall use the procedure described in 3GPP TS 29.557 [19] to pass the application level container included in the DISCOVERY_REQUEST message to the ProSe application server and obtain a list of PDUID(s) , an application level container and optionally Metadata Indicator(s) corresponding to the authorized target RPAUID(s) from the ProSe application server;
- b) if the ACE enabled indicator in the DISCOVERY_REQUEST message is set to "application-controlled extension enabled" and the requested application uses application-controlled extension, the 5G DDNMF shall check whether the UE is authorized to use ACE. If the UE is authorized for ACE, the 5G DDNMF shall also use the procedure described in 3GPP TS 29.557 [19] to obtain the mask(s) for monitoring a ProSe restricted suffix pool corresponding to each of the Target RPAUIDs.

NOTE 1: The ProSe application server can reject the request for some of the target RPAUIDs included in the application level container in the DISCOVERY_REQUEST message because they are ineligible to be monitored by the requesting UE. Depending on the operator policy and application layer permissions, it is possible that only a subset of valid RPAUIDs is authorized by the ProSe application server.

- c) for each of the PDUIDs corresponding to an authorized target RPAUID, if the PLMN ID of the PDUID is not the same as that of the PLMN to which the 5G DDNMF belongs, then the 5G DDNMF executes the procedures defined in 3GPP TS 29.555 [9] to obtain the ProSe restricted code or ProSe restricted code prefix for the target RPAUID and creates restricted discovery filter(s). Otherwise, for each target RPAUID, the 5G DDNMF shall allocate one or more restricted discovery filter(s). If the ACE enabled indicator in the DISCOVERY_REQUEST message does not match the ACE configuration in the 5G DDNMF or ProSe application server for this application, the ACE configuration in the 5G DDNMF or ProSe application server shall be used to create Restricted discovery filter(s). Each Restricted discovery filter consists of a ProSe restricted code, one or more masks, a TTL timer T5066, optionally the target RPAUID, optionally a metadata indicator and optionally metadata associated with this RPAUID;
- d) the 5G DDNMF associates the restricted discovery filters with a new discovery entry in the UE's context; and
- e) the 5G DDNMF starts timer T5067 assigned for each Restricted discovery filter. For a given restricted discovery filter, timer T5067 shall be longer than timer T5066. By default, the value of timer T5067 is 4 minutes greater than the value of timer T5066.

NOTE 2: For each target RPAUID, the 5G DDNMF either allocates one restricted discovery filter for full-matching the ProSe restricted code assigned to this RPAUID, or allocates one or more restricted discovery filter(s) for matching the ProSe restricted code prefix and suffix pool assigned to this RPAUID.

If the discovery entry ID included in the DISCOVERY_REQUEST message is not set to 0 and if there is an existing discovery entry for this discovery entry ID in the UE's context, the 5G DDNMF shall check whether the UE is authorized for restricted 5G ProSe direct discovery model A monitoring. If the UE is authorized, the 5G DDNMF shall process the request as above-mentioned and update this discovery entry with the contents of the restricted discovery filter(s) associated with this discovery entry and restart timer T5067(s) for each filter. The update of a restricted discovery filter content includes setting new TTL timer(s) and if necessary, obtaining new ProSe restricted code and ProSe restricted mask(s) via the procedure defined in 3GPP TS 29.555 [9].

If the discovery entry ID contained in the DISCOVERY_REQUEST message is not found in the UE context or there is no UE context in the 5G DDNMF, the 5G DDNMF shall behave as if the discovery entry ID included in the DISCOVERY_REQUEST message was set to 0 and the 5G DDNMF shall allocate a new non-zero discovery entry ID for this entry.

Then the 5G DDNMF shall send a DISCOVERY_RESPONSE message containing a <restricted-monitor-response> element with:

- a) the transaction ID set to the value of the transaction ID received in the DISCOVERY_REQUEST message from the UE;
- b) one or more restricted discovery filter(s) allocated by the 5G DDNMF(s) for the authorized target RPAUID(s);
- c) the ACE enabled indicator set to "application-controlled extension enabled" if application-controlled extension is used, or "normal" if application-controlled extension is not used;
- d) the discovery entry ID set to the ID of the discovery entry associated with this monitor request;
- e) the application level container set to the application-level data received from the ProSe application server;
- f) the coding-receiving security parameter containing the security-related information needed by the UE to undo the protection applied by the announcing UE;
- g) the current time set to the current UTC-based time at the 5G DDNMF and the max offset;
- h) optionally, the PC5 security policies that are associated with the ProSe restricted code and used for 5G ProSe direct link establishment procedure instead of any PC5 security policies configured in the UE as specified in clause 5; and
- i) the selected PC5 ciphering algorithm set to the PC5 ciphering algorithm selected by the 5G DDNMF if the received PC5 UE ciphering algorithm capability includes the selected PC5 ciphering algorithm associated with the ProSe restricted code corresponding to the restricted discovery filter(s).

If T5067 expires, the 5G DDNMF shall remove the corresponding restricted discovery filter from the discovery entry in the UE's context. Furthermore, if there are no valid restricted discovery filters associated with the discovery entry (e.g., all restricted discovery filters have expired), the 5G DDNMF shall delete the discovery entry from the UE's context.

The 5G DDNMF uses the information (e.g. application identity) received from the UE in the DISCOVERY_REQUEST message, UE identity in GBA or AKMA information related to TLS tunnel transporting the DISCOVERY_REQUEST message, and other information for charging purposes as specified in 3GPP TS 32.277 [45].

6.2.5.4 Monitor request procedure completion by the UE

Upon receipt of the DISCOVERY_RESPONSE message, if only the transaction ID and the discovery entry ID are contained in <restricted-monitor-response> element and the transaction ID and the discovery entry ID match the corresponding values sent by the UE in a DISCOVERY_REQUEST message with the command set to "monitor", the UE shall:

- a) stop TTL timer T5066 for each Restricted discovery filter in the discovery entry identified by the discovery entry ID;
- b) remove the discovery entry identified by the discovery entry ID; and
- c) instruct the lower layers to stop monitoring.

Upon receipt of the DISCOVERY_RESPONSE message, if the transaction ID contained in the <restricted-monitor-response> element matches the value sent by the UE in a DISCOVERY_REQUEST message with the command set to "monitor" and, the UE shall process as follow:

- a) if the DISCOVERY_RESPONSE creates a new discovery entry, start the TTL timer T5066 with the received value for each restricted discovery filter information element received in the DISCOVERY_RESPONSE message; or
- b) if the DISCOVERY_RESPONSE updates an existing discovery entry, the UE shall

- 1) stop the T5066 timer(s) of any restricted discovery filter in this discovery entry which are no longer authorized by the 5G DDNMF, ask lower layers to stop using those filters in monitoring operation and remove the corresponding restricted discovery filter from the discovery entry;
- 2) restart the T5066 timer(s) for those remain eligible; and
- 3) start the T5066 timer(s) for any new restricted discovery filter(s) included in the DISCOVERY_RESPONSE message.

Otherwise, the UE shall discard the DISCOVERY_RESPONSE message and shall not perform the procedures below. The UE shall set a ProSe clock (see 3GPP TS 33.503 [34]) to the value of the received current time parameter and store the received max offset parameter.

The UE shall store the selected PC5 ciphering algorithm received in the DISCOVERY_RESPONSE message for the received ProSe restricted code and use it for decryption of the restricted 5G ProSe direct discovery messages over the PC5 interface as specified in clause 6.1.3.2.3 of 3GPP TS 33.503 [34].

The UE may perform monitoring for discovery messages received over the PC5 interface as described in clause 6.2.14.2.1.4.

6.2.5.5 Monitor request procedure not accepted by the 5G DDNMF

If the DISCOVERY_REQUEST message is not accepted by the 5G DDNMF, the 5G DDNMF shall send a DISCOVERY_RESPONSE message containing a <response-reject> element to the UE including an appropriate PC3a control protocol cause value.

If the application corresponding to the ProSe identifier contained in the DISCOVERY_REQUEST message is not authorized for ProSe direct discovery monitoring, the 5G DDNMF shall send a DISCOVERY_RESPONSE message containing a <response-reject> element with PC3a control protocol cause value #1 "Invalid application".

If the RPAUID contained in the DISCOVERY_REQUEST message is unknown to the ProSe application server, the 5G DDNMF shall send a DISCOVERY_RESPONSE message containing a <response-reject> element with PC3a control protocol cause value #9 "Unknown RPAUID".

If none of the RPAUID(s) contained in the application level container in the DISCOVERY_REQUEST message is eligible to be discovered by the requesting RPAUID, the 5G DDNMF shall send a DISCOVERY_RESPONSE message containing a <response-reject> element with PC3a control protocol cause value #11 "Invalid discovery target".

If the RPAUID contained in the DISCOVERY_REQUEST message does not match the stored RPAUID for the requested discovery entry ID, the 5G DDNMF shall send a DISCOVERY_RESPONSE message containing a <response-reject> element with PC3a control protocol cause value #10 "Unknown or invalid discovery entry ID".

If the UE is not authorized for restricted 5G ProSe direct discovery monitoring, the 5G DDNMF shall send a DISCOVERY_RESPONSE message containing a <response-reject> element with PC3a control protocol cause value #3 "UE authorization failure".

If the RPAUID contained in the DISCOVERY_REQUEST message is not associated with a PDUID belonging to the requesting UE, the 5G DDNMF shall send a DISCOVERY_RESPONSE message containing a <response-reject> element with PC3a control protocol cause value #3 "UE authorization failure".

If the UE is not authorized to use ACE, but the DISCOVERY_REQUEST message contains the ACE enabled indicator set to "application-controlled extension enabled", the 5G DDNMF shall send a DISCOVERY_RESPONSE message containing a <response-reject> element with PC3a control protocol cause value #12 "UE unauthorized for discovery with application-controlled extension".

If the discovery entry ID contained in the DISCOVERY_REQUEST message is unknown to the 5G DDNMF and the requested timer is set to 0, the 5G DDNMF shall send a DISCOVERY_RESPONSE message containing a <response-reject> element with PC3a control protocol cause value #10 "Unknown or invalid discovery entry ID".

If the PC5 UE ciphering algorithm capability contained in the DISCOVERY_REQUEST message is not compatible with the selected PC5 ciphering algorithm for the target ProSe restricted code, the 5G DDNMF shall send a DISCOVERY_RESPONSE message containing a <response-reject> element with PC3a control protocol cause value #19 "Not compatible PC5 UE ciphering algorithm capability".

6.2.5.6 Abnormal cases

6.2.5.6.1 Abnormal cases in the UE

The following abnormal cases can be identified:

- a) Indication from the transport layer of transmission failure of DISCOVERY_REQUEST message (e.g., after TCP retransmission timeout)

The UE shall close the existing secure connection to the 5G DDNMF, establish a new secure connection and then restart the monitor request procedure.

NOTE 1: The UE can abort this procedure when detecting loss of NG-RAN coverage in its serving PLMN.

- b) No response from the 5G DDNMF after the DISCOVERY_REQUEST message has been successfully delivered (e.g., TCP ACK has been received for the DISCOVERY_REQUEST message)

The UE shall retransmit the DISCOVERY_REQUEST message.

NOTE 2: The UE can abort this procedure when detecting loss of NG-RAN coverage in its serving PLMN.

NOTE 3: The timer to trigger retransmission and the maximum number of allowed retransmissions are UE implementation specific.

- c) Indication from upper layers that the request to monitor the targets contained in application level container is no longer in place after sending the DISCOVERY_REQUEST message, but before the monitor request procedure is completed

The UE shall acknowledge the DISCOVERY_RESPONSE message received from the 5G DDNMF but discard its contents and then abort the procedure.

- d) Change of PLMN

If a PLMN change occurs before the monitor request procedure is completed, the procedure shall be aborted. If the UE is authorized to monitor in the new PLMN, the procedures shall be restarted once the UE is registered on the new PLMN.

6.2.5.6.2 Abnormal cases in the 5G DDNMF

The following abnormal cases can be identified:

- a) Indication from the lower layer of transmission failure of DISCOVERY_RESPONSE message

After receiving an indication from lower layer that the DISCOVERY_RESPONSE message has not been successfully acknowledged, the 5G DDNMF shall abort the procedure and stop any associated timer(s) T5067, if running.

6.2.6 Discoveree request procedure for restricted 5G ProSe direct discovery model B

6.2.6.1 General

The purpose of the discoveree request procedure for restricted 5G ProSe direct discovery model B is for the UE to obtain discovery query filter(s) to be used for monitoring a model B query for a RPAUID over the PC5 interface and a ProSe response code to be announced over the PC5 interface as a response to a model B query, as defined in 3GPP TS 23.304 [2].

Before initiating the discoveree request procedure, the UE shall be authorised for restricted 5G ProSe direct discovery model B discoveree operation in the registered PLMN or the local PLMN based on the service authorization procedure as specified in clause 5.

As the result of successful completion of this procedure, the UE obtains one or more discovery query filters and applies them to the monitoring operation in PC5 interface. The UE shall also include the ProSe response code in a PROSE PC5

DISCOVERY message and passes the message to the lower layers for transmission over the PC5 interface when there is a match of the discovery query filter(s).

6.2.6.2 Discoveree request procedure initiation

Before initiating the discoveree request procedure, the user sets the permissions for the restricted discovery using application layer mechanisms. The application client in the UE retrieves the PDUID provisioned to the UE as part of the service authorization procedure as specified in clause 5 and obtains a RPAUID associated with the UE's PDUID from the ProSe application server. The UE can provide metadata to be associated with the RPAUID and the ProSe application server stores the metadata. This step is performed using mechanisms that are out of scope of the present specification.

If the UE is authorised to perform restricted 5G ProSe direct discovery model B discoveree operation in the PLMN operating the radio resources signalled from the serving PLMN, it shall initiate a discoveree request procedure:

- a) when the UE is triggered by an upper layer application to announce a RPAUID in Model B and the UE has no valid corresponding ProSe response code and discovery query filter(s) for that RPAUID of the upper layer application;
- b) when the validity timer T5068 assigned by the 5G DDNMF to a ProSe response code and the corresponding discovery query filter(s) has expired and the request from upper layers to announce the RPAUID corresponding to that ProSe response code is still in place;
- c) when the UE selects a new PLMN while announcing or waiting for announcing a ProSe response code and intends to announce in the new PLMN and the UE is authorised for restricted 5G ProSe direct discovery model B discoveree operation in the new PLMN, and the UE does not have a valid allocated ProSe response code for this new PLMN yet; or
- d) when the UE needs to update a previously sent restricted 5G ProSe direct discovery model B discoveree request.

When the UE selects a new PLMN while announcing or waiting for announcing a ProSe response code and the UE is not yet authorised for restricted 5G ProSe direct discovery model B discoveree operation in the new PLMN, the UE shall initiate a discoveree request procedure only after the UE is authorised for restricted 5G ProSe direct discovery model B discoveree operation in the new PLMN.

NOTE 1: To ensure service continuity if the UE needs to keep announcing in Model B a ProSe response code corresponding to the same RPAUID, the UE can initiate the discoveree request procedure before the validity timer T5068 assigned by the 5G DDNMF for a ProSe response code expires.

The UE shall initiate the discoveree request procedure by sending a DISCOVERY_REQUEST message with:

- a) a new transaction ID not used in any other direct discovery procedures in PC3a interface;
- b) the RPAUID set to the RPAUID received from upper layers;
- c) the command set to "response";
- d) the application identity set to the ProSe identifier of the upper layer application that requested the announcing as specified in clause 5.2.3;
- e) the discovery type set to "Restricted discovery";
- f) the discovery model set to "Model B";
- g) the discovery entry ID set to a 0 if the discoveree request is a new request and set to the discovery entry ID received from the 5G DDNMF if the discoveree request is to update a previously sent discoveree request;
- h) optionally the announcing PLMN ID set to the PLMN ID of the local PLMN operating the radio resources that the UE intends to use for announcing the RPAUID; and
- i) the PC5 UE ciphering algorithm capability set to the UE supported ciphering algorithm(s) for ciphering the PROSE PC5 DISCOVERY message.

NOTE 2: A UE can include one or multiple transactions in one DISCOVERY_REQUEST message for different RPAUIDs (e.g., for different applications) and receive corresponding <restricted-discoveree-response> element or <response-reject> element in a DISCOVERY_RESPONSE message for each respective transaction. In the following description of the discoveree request procedure, only one transaction is included.

Figure 6.2.6.2.1 illustrates the interaction of the UE and the 5G DDNMF in the discoveree request procedure.

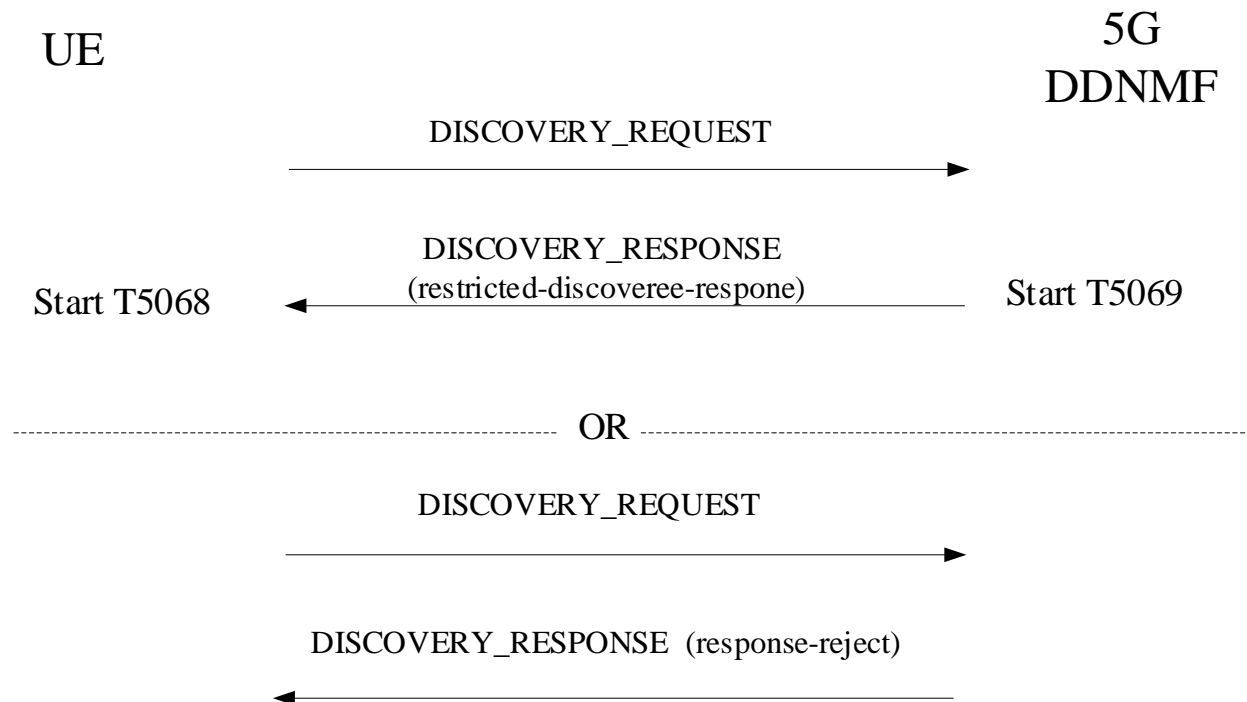


Figure 6.2.6.2.1: Discoveree request procedure for restricted 5G ProSe direct discovery model B

6.2.6.3 Discoveree request procedure accepted by the 5G DDNMF

Upon receiving a DISCOVERY_REQUEST message, the 5G DDNMF shall check that the application corresponding to the ProSe identifier contained in the DISCOVERY_REQUEST message is authorised for restricted 5G ProSe direct discovery model B discoveree operation. If the application is authorised for restricted 5G ProSe direct discovery model B discoveree operation, the 5G DDNMF shall check whether there is an existing context for the UE.

If there is no associated UE context, the 5G DDNMF checks with the UDM whether the UE is authorised for restricted 5G ProSe direct discovery model B discoveree operation as described in 3GPP TS 29.503 [10]. If the check indicates that the UE is authorised, the 5G DDNMF creates a UE context that contains the UE's subscription parameters obtained from the UDM. The UDM also provides to the 5G DDNMF the PLMN ID of the PLMN in which the UE is currently registered.

If the UE context exists, the 5G DDNMF shall check whether the UE is authorized for restricted 5G ProSe direct discovery model B discoveree operation in the currently registered PLMN or the local PLMN identified by the Announcing PLMN ID included in the DISCOVERY_REQUEST message.

If the UE is authorized and the discovery entry ID included in the DISCOVERY_REQUEST message is set to 0 then:

- a) the 5G DDNMF shall check whether the UE is authorised to announce the RPAUID contained in the DISCOVERY_REQUEST message. Optionally this can include checking with the ProSe application server as

described in 3GPP TS 29.557 [19] to obtain the binding between the RPAUID and PDUID and then verifying that the PDUID belongs to the requesting UE;

- b) if the UE is authorised to announce the RPAUID, the 5G DDNMF shall allocate the corresponding ProSe response code and ProSe query code for the RPAUID. It shall also allocate discovery query filter(s) based on the allocated ProSe query code. Then it shall assign a value for validity timer T5068, which is associated with the ProSe response code, ProSe query code and discovery query filter(s); and
- c) the 5G DDNMF associates the allocated ProSe response code, ProSe query code and discovery query filter with a new discovery entry ID in the UE context and starts timer T5069. For a given ProSe response code, timer T5069 shall be longer than timer T5068. By default, the value of timer T5069 is 4 minutes greater than the value of timer T5068.

If the discovery entry ID included in the DISCOVERY_REQUEST message is not set to 0 and if there is an existing discovery entry for this discovery entry ID value in the UE context, the 5G DDNMF shall either update the discovery entry with a new validity timer T5068, or allocate a new ProSe response code, ProSe query code and the discovery query filter(s) for the requested RPAUID with a new validity timer T5068, restart timer T5069.

If the discovery entry ID contained in the DISCOVERY_REQUEST message is not found in the UE context or there is no UE context in the 5G DDNMF, the 5G DDNMF shall behave as if the discovery entry ID included in the DISCOVERY_REQUEST message was set to 0 and the 5G DDNMF shall allocate a new non-zero discovery entry ID for this entry.

If a new UE context was created or an existing UE context was updated and the UE is currently roaming or the Announcing PLMN ID is included in the DISCOVERY_REQUEST message, the 5G DDNMF checks with the 5G DDNMF of the VPLMN or the local PLMN identified by the Announcing PLMN ID whether the UE is authorised for restricted 5G ProSe direct discovery model B discoveree operation as described in 3GPP TS 29.555 [9].

The 5G DDNMF shall then send a DISCOVERY_RESPONSE message containing a <restricted-discoveree-response> element with:

- a) the transaction ID set to the value of the transaction ID received in the DISCOVERY_REQUEST message from the UE;
- b) the ProSe response code set to the ProSe response code allocated for the RPAUID received in the DISCOVERY_REQUEST message;
- c) one or more discovery query filters set to the ProSe query filter(s) used to match a query for the RPAUID received in the DISCOVERY_REQUEST message;
- d) a validity timer T5068 set to the T5068 timer value assigned by the 5G DDNMF to the ProSe response code and the discovery query filter(s);
- e) the code-sending security parameter containing the security-related information for the discoveree UE to protect the transmission of the ProSe response code;
- f) the code-receiving security parameter containing the security-related information needed by the discoveree UE to undo the protection applied by the discoverer UE;
- g) the discovery entry ID set to the ID of the discovery entry associated with this discoveree request in the UE context;
- h) the current time set to the current UTC-based time at the 5G DDNMF and the max offset;
- i) optionally, the PC5 security policies that are associated with the ProSe response code and used for 5G ProSe direct link establishment procedure instead of any PC5 security policies configured in the UE as specified in clause 5; and
- j) the selected PC5 ciphering algorithm set to the PC5 ciphering algorithm selected by the 5G DDNMF if the received PC5 UE ciphering algorithm capability includes the selected PC5 ciphering algorithm associated with the ProSe response code corresponding to the discovery query filters.

If timer T5069 expires, the 5G DDNMF shall remove the discovery entry associated with the corresponding RPAUID from the UE's context.

The 5G DDNMF may associate the ProSe response code with the PC5 security policies.

The 5G DDNMF uses the information (e.g. application identity) received from the UE in the DISCOVERY_REQUEST message, UE identity in GBA or AKMA information related to TLS tunnel transporting the DISCOVERY_REQUEST message, and other information for charging purposes as specified in 3GPP TS 32.277 [45].

6.2.6.4 Discoveree request procedure completion by the UE

Upon receipt of the DISCOVERY_RESPONSE message, if the transaction ID contained in the <restricted-discoveree-response> element matches the value sent by the UE in a DISCOVERY_REQUEST message with the command set to "response", the UE shall create a new discovery entry or update an existing discovery entry with the ProSe response code and discovery query filter(s) received in the DISCOVERY_RESPONSE message and the PLMN ID of the intended announcing PLMN. For this discovery entry, the UE shall stop the validity timer T5068 if running and start the validity timer T5068 with the received value. The UE shall also use the received ProSe response code and discovery query filter(s) to replace the old counterparts if they are currently used. This may involve notifying the lower layers to stop announcing the old ProSe response code or to stop monitoring with the old discovery query filter(s). Otherwise, the UE shall discard the DISCOVERY_RESPONSE message and shall not perform the procedures described in clause 6.2.14.2.2.3. The UE shall set a ProSe clock (see 3GPP TS 33.503 [34]) to the value of the received current time parameter and store the received max offset parameter.

The UE shall store the selected PC5 ciphering algorithm received in the DISCOVERY_RESPONSE message for the ProSe response code and the ProSe query code and the UE shall use it for protection of the restricted 5G ProSe direct discovery messages over the PC5 interface as specified in clause 6.1.3.2.3 of 3GPP TS 33.503 [34].

6.2.6.5 Discoveree request procedure not accepted by the 5G DDNMF

If the DISCOVERY_REQUEST message cannot be accepted by the 5G DDNMF, the 5G DDNMF sends a DISCOVERY_RESPONSE message containing a <response-reject> element to the UE including an appropriate PC3a control protocol cause value.

If the application corresponding to the ProSe identifier contained in the DISCOVERY_REQUEST message is not authorised for ProSe direct discovery Model B discoveree operation, the 5G DDNMF shall send the DISCOVERY_RESPONSE message containing a <response-reject> element with PC3a control protocol cause value #1 "Invalid application".

If the RPAUID contained in the DISCOVERY_REQUEST message is unknown to the 5G DDNMF or ProSe application server, the 5G DDNMF shall send a DISCOVERY_RESPONSE message containing a <response-reject> element with PC3a control protocol cause value #9 "Unknown RPAUID".

If the RPAUID contained in the DISCOVERY_REQUEST message does not match the stored RPAUID for the requested discovery entry ID, the 5G DDNMF shall send a DISCOVERY_RESPONSE message containing a <response-reject> element with PC3a control protocol cause value #10 "Unknown or invalid discovery entry ID".

If the UE is not authorised for restricted 5G ProSe direct discovery model B discoveree operation, the 5G DDNMF shall send the DISCOVERY_RESPONSE message containing a <response-reject> element with PC3a control protocol cause value #3 "UE authorization failure".

If the RPAUID contained in the DISCOVERY_REQUEST message is not associated with a PDUID belonging to the requesting UE, the 5G DDNMF shall send a DISCOVERY_RESPONSE message containing a <response-reject> element with PC3a control protocol cause value #3 "UE authorization failure".

If the PC5 UE ciphering algorithm capability contained in the DISCOVERY_REQUEST message is not compatible with the selected PC5 ciphering algorithm for the ProSe response code and the ProSe query code, the 5G DDNMF shall send a DISCOVERY_RESPONSE message containing a <response-reject> element with PC3a control protocol cause value #19 "Not compatible PC5 UE ciphering algorithm capability".

6.2.6.6 Abnormal cases

6.2.6.6.1 Abnormal cases in the UE

The following abnormal cases can be identified:

- a) Indication from the transport layer of transmission failure of DISCOVERY_REQUEST message (e.g., after TCP retransmission timeout)

The UE shall close the existing secure connection to the 5G DDNMF, establish a new secure connection and then restart the discoveree request procedure.

NOTE 1: The UE can abort this procedure when detecting loss of NG-RAN coverage in its serving PLMN.

- b) No response from the 5G DDNMF after the DISCOVERY_REQUEST message has been successfully delivered (e.g., TCP ACK has been received for the DISCOVERY_REQUEST message)

The UE shall retransmit the DISCOVERY_REQUEST message.

NOTE 2: The UE can abort this procedure when detecting loss of NG-RAN coverage in its serving PLMN.

NOTE 3: The timer to trigger retransmission and the maximum number of allowed retransmissions are UE implementation specific.

- c) Indication from upper layers that the request to announce the RPAUID in model B is no longer in place after sending the DISCOVERY_REQUEST message, but before the discoveree request procedure is completed

The UE shall acknowledge the DISCOVERY_RESPONSE message received from the 5G DDNMF but discard its contents and then abort the procedure.

- d) Change of PLMN

If a PLMN change occurs before the discoveree request procedure is completed, the procedure shall be aborted. If the UE is authorized to perform restricted 5G ProSe direct discovery model B discoveree operation in the new PLMN, the procedure shall be restarted once the UE is registered on the new PLMN.

6.2.6.6.2 Abnormal cases in the 5G DDNMF

The following abnormal cases can be identified:

- a) Indication from the lower layer of transmission failure of DISCOVERY_RESPONSE message

After receiving an indication from lower layer that the DISCOVERY_RESPONSE message has not been successfully acknowledged (e.g. TCP ACK is not received), the 5G DDNMF shall abort the procedure and stop any associated timer(s) T5069, if running.

6.2.7 Discoverer request procedure for restricted 5G ProSe direct discovery model B

6.2.7.1 General

The purpose of the discoverer request procedure for restricted 5G ProSe direct discovery model B is for the UE to obtain ProSe query code(s) and discovery response filter(s) to be used for sending query and monitoring responses over the PC5 interface based on the information provided by the upper layer application, as defined in 3GPP TS 23.304 [2].

Before initiating the discoverer request procedure, the UE shall be authorised for restricted 5G ProSe direct discovery model B discoverer operation in the registered PLMN or the local PLMN based on the service authorization procedure as specified in clause 5.

As the result of successful completion of this procedure, the UE obtains one or more ProSe query code(s) which can be included in a PROSE PC5 DISCOVERY message and passes the PROSE PC5 DISCOVERY message to the lower layers for transmission over the PC5 interface. The UE also obtains discovery response filter(s) and apply it to the monitoring operation in PC5 interface to match potential responses for the sent query request for the target RPAUID.

6.2.7.2 Discoverer request procedure initiation

Before initiating the discoverer request procedure, the user sets the permissions for the restricted discovery using application layer mechanisms. The application client in the UE retrieves the PDUID provisioned to the UE as part of the service authorization procedure as specified in clause 5 and obtains a RPAUID associated with the UE's PDUID from the ProSe application server. The UE can also obtain the target RPAUID(s) from the ProSe application server. This step is performed using mechanisms that are out of scope of the present specification.

If the UE is authorised to perform restricted 5G ProSe direct discovery model B discoverer operation in the PLMN operating the radio resources signalled from the serving PLMN, it shall initiate a discoverer request procedure:

- a) when the UE is triggered by an upper layer application to perform the query for one or more target RPAUIDs in Model B and the UE has no valid corresponding ProSe query code and discovery response filter for those target RPAUIDs of the upper layer application;
- b) when the validity timer T5070 assigned by the 5G DDNMF to a ProSe query codes and the corresponding discovery response filter has expired and the request from upper layers to announce the RPAUID corresponding to that ProSe query code is still in place;
- c) when the UE selects a new PLMN while announcing a ProSe query code or waiting for a ProSe response code and intends to announce the ProSe query code in the new PLMN and the UE is authorised for restricted 5G ProSe direct discovery model B discoverer operation in the new PLMN, and the UE does not have a valid ProSe query code and discovery response filter for the target RPAUIDs for this new PLMN yet; or
- d) when the UE needs to update a previously sent restricted 5G ProSe direct discovery model B discoverer request.

When the UE selects a new PLMN while announcing a ProSe query code or waiting for a ProSe response code and the UE is not yet authorised for restricted 5G ProSe direct discovery model B discoverer operation in the new PLMN, the UE shall initiate a discoverer request procedure only after the UE is authorised for restricted 5G ProSe direct discovery model B discoverer operation in the new PLMN.

NOTE 1: To ensure service continuity if the UE needs to keep announcing in Model B a ProSe query code corresponding to the same RPAUID, the UE can initiate the discoverer request procedure before the validity timer T5070 assigned by the 5G DDNMF for a ProSe query code expires.

The UE shall initiate the discoverer request procedure by sending a DISCOVERY_REQUEST message with:

- a) a new transaction ID not used in any other direct discovery procedures in PC3a interface;
- b) the RPAUID set to the RPAUID received from upper layers;
- c) the application level container set to contain the application-layer information, e.g., target RPAUID(s) to discover;
- d) the command set to "query";
- e) the application identity set to the ProSe identifier of the upper layer application that requested the announcing as specified in clause 5.2.3;
- f) the discovery type set to "Restricted discovery";
- g) the discovery model set to "Model B";
- h) the discovery entry ID set to a 0 if the discoverer request is a new request and set to the discovery entry ID received from the 5G DDNMF if the discoverer request is to update a previously sent discoverer request;
- i) optionally the Announcing PLMN ID set to the PLMN ID of the local PLMN operating the radio resources that the UE intends to use for transmitting the query for the target RPAUID(s); and
- j) the PC5 UE ciphering algorithm capability set to the UE supported ciphering algorithm(s) for ciphering the PROSE PC5 DISCOVERY message.

NOTE 2: A UE can include one or multiple transactions in one DISCOVERY_REQUEST message for different discovering requests (e.g., for different applications) and receive corresponding <restricted-discoverer-response> element or <response-reject> element in a DISCOVERY_RESPONSE message for each respective transaction. In the following description of the discoverer request procedure, only one transaction is included.

Figure 6.2.7.2.1 illustrates the interaction of the UE and the 5G DDNMF in the discoverer request procedure.

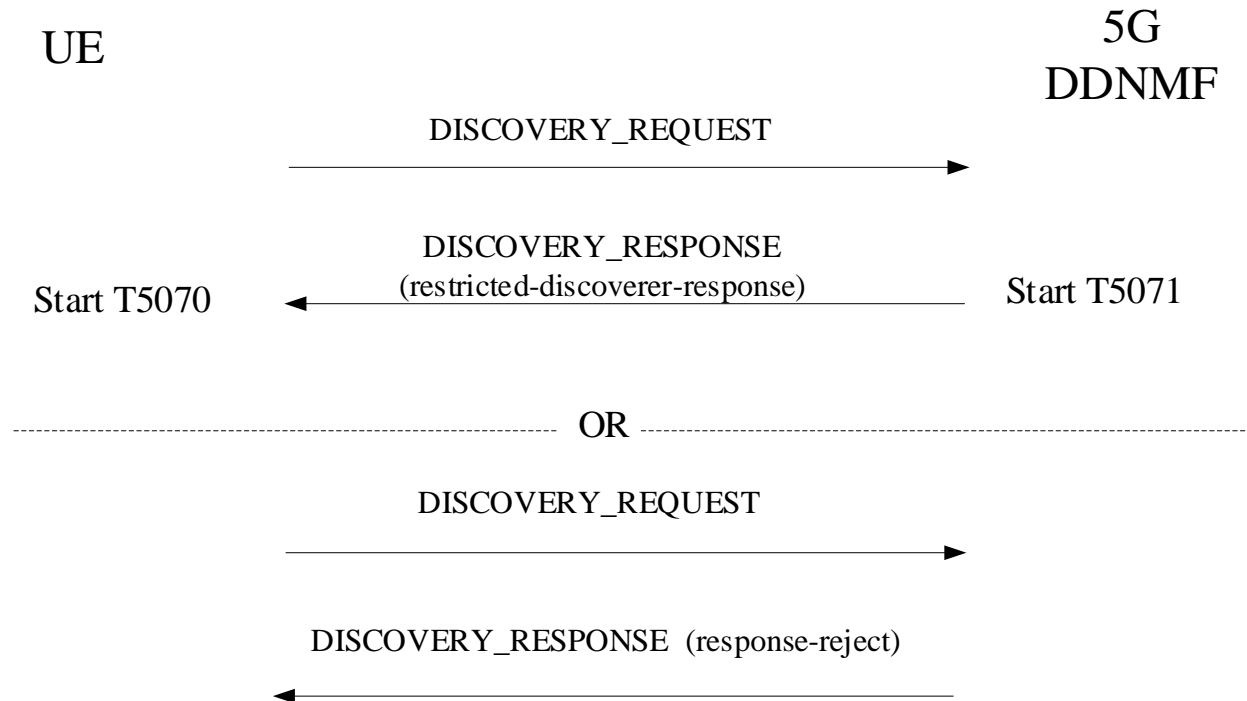


Figure 6.2.7.2.1: Discoverer request procedure for restricted 5G ProSe direct discovery model B

6.2.7.3 Discoverer request procedure accepted by the 5G DDNMF

Upon receiving a DISCOVERY_REQUEST message, the 5G DDNMF shall check that the application corresponding to the ProSe identifier contained in the DISCOVERY_REQUEST message is authorised for restricted 5G ProSe direct discovery model B discoverer operation. If the application is authorised for restricted 5G ProSe direct discovery model B discoverer operation, the 5G DDNMF shall check whether there is an existing context for the UE.

If there is no associated UE context, the 5G DDNMF checks with the UDM whether the UE is authorised for restricted 5G ProSe direct discovery model B discoverer operation as described in 3GPP TS 29.503 [10]. If the check indicates that the UE is authorised, the 5G DDNMF creates a UE context that contains the UE's subscription parameters obtained from the UDM. The UDM also provides to the 5G DDNMF the PLMN ID of the PLMN in which the UE is currently registered.

If the UE context exists, the 5G DDNMF shall check whether the UE is authorized for restricted 5G ProSe direct discovery model B discoverer operation in the currently registered PLMN or the local PLMN identified by the Announcing PLMN ID included in the DISCOVERY_REQUEST message.

If the UE is authorized and the discovery entry ID included in the DISCOVERY_REQUEST message is set to 0 then:

- a) the 5G DDNMF uses the procedure described in 3GPP TS 29.557 [19] to pass the application level container included in the DISCOVERY_REQUEST message to the ProSe application server and obtain a list of PDUID(s) corresponding to the authorised target RPAUID(s) from the ProSe application server;
- b) for each of the PDUIDs corresponding to an authorised target RPAUID:
 - 1) if the PLMN ID of the PDUID is not the same as that of the PLMN to which the 5G DDNMF belongs, then the 5G DDNMF executes the procedures defined in 3GPP TS 29.555 [9] to obtain the ProSe query code, the ProSe response code, the associated validity timer T5070 and optionally metadata associated with this target RPAUID. Otherwise, the 5G DDNMF shall locate the discoverer UE context and retrieve the corresponding ProSe query code and ProSe response code and the validity timer T5070 and optionally metadata associated

with this RPAUID. Then, the 5G DDNMF in the HPLMN builds one or more discovery response filter(s) based on the respective ProSe response code and associate the discovery response filter(s) and ProSe query code with a new validity timer T5071 based on the remaining value of T5071; and

NOTE 1: If the 5G DDNMF cannot retrieve the corresponding discoveree UE context for a target RPAUID, e.g., the target RPAUID has not yet been requested to be discovered by Model B in a discoveree request procedure, or the discoveree UE context expires, the 5G DDNMF can skip the processing of this target RPAUID.

NOTE 2: The 5G DDNMF can choose the value of T5070 to be longer than the remaining value of T5069, so that the discoverer UE sends a new discoverer request for renewing the query-related information no earlier than the discoveree UE renewing its own ProSe response code with the 5G DDNMF.

- 2) the 5G DDNMF associates the ProSe query code and corresponding discovery response filter(s), target RPAUID and optionally metadata associated with the target RPAUID with a new discovery entry in the discoverer UE's context; and
- c) the 5G DDNMF starts timer T5071 assigned for each ProSe query code and discovery response filter(s) (of each target RPAUID) under this discovery entry of the discoverer UE context. For a given ProSe query code and the corresponding discovery response filter(s), timer T5071 shall be longer than timer T5070. By default, the value of timer T5071 is 4 minutes greater than the value of timer T5070.

If the discovery entry ID included in the DISCOVERY_REQUEST message is not set to 0 and if there is an existing discovery entry for this discovery entry ID value in the UE's context, the 5G DDNMF shall still process the above steps, but update the discovery entry instead of creating a new discovery entry.

If the discovery entry ID contained in the DISCOVERY_REQUEST message is not found in the UE context or there is no UE context in the 5G DDNMF, the 5G DDNMF shall behave as if the discovery entry ID included in the DISCOVERY_REQUEST message was set to 0 and the 5G DDNMF shall allocate a new non-zero discovery entry ID for this entry.

If a new UE context was created or an existing UE context was updated, the UE is currently roaming or the announcing PLMN ID is included in the DISCOVERY_REQUEST message, the 5G DDNMF checks with the 5G DDNMF of the VPLMN or the local PLMN indicated by the announcing PLMN ID whether the UE is authorised for restricted 5G ProSe direct discovery model B discoverer operation as described in 3GPP TS 29.555 [9].

The 5G DDNMF shall then send a DISCOVERY_RESPONSE message containing a <restricted-discoverer-response> element with:

- a) the transaction ID set to the value of the transaction ID received in the DISCOVERY_REQUEST message from the UE;
- b) one or more Subquery Result information elements, each of which includes:
 - 1) a target RPAUID;
 - 2) the ProSe query code set to the ProSe query code for the target RPAUID;
 - 3) one or more discovery response filters which are set to the discovery response filter(s) used to match a potential ProSe response code responding to the ProSe query code;
 - 4) a validity timer T5070 set to the T5070 timer value assigned by the 5G DDNMF to the ProSe query code and the discovery response filter(s);
 - 5) optionally, the metadata associated with the target RPAUID;
 - 6) the code-sending security parameter containing the security-related information needed by the discoverer UE to protect the transmission of ProSe query code; and
 - 7) the code-receiving security parameter containing the security-related information needed by the discoverer UE to undo the protection applied by the discoveree UE;
- c) the discovery entry ID set to the ID of the discovery entry associated with this announce request in the UE context;
- d) the current time set to the current UTC-based time at the 5G DDNMF and the max offset;

- e) optionally, the PC5 security policies that are associated with the ProSe response code and used for 5G ProSe direct link establishment procedure instead of any PC5 security policies configured in the UE as specified in clause 5; and
- f) the selected PC5 ciphering algorithm set to the PC5 ciphering algorithm selected by the 5G DDNMF if the received PC5 UE ciphering algorithm capability includes the selected PC5 ciphering algorithm associated with the ProSe response code corresponding to the discovery response filters.

If T5071 expires, the 5G DDNMF shall remove the corresponding ProSe query code and ProSe response filter(s) from the discovery entry associated with the discoverer UE's context.

The 5G DDNMF uses the information (e.g. application identity) received from the UE in the DISCOVERY_REQUEST message, UE identity in GBA or AKMA information related to TLS tunnel transporting the DISCOVERY_REQUEST message, and other information for charging purposes as specified in 3GPP TS 32.277 [45].

6.2.7.4 Discoverer request procedure completion by the UE

Upon receipt of the DISCOVERY_RESPONSE message, if the transaction ID contained in the <restricted-discoverer-response> element matches the value sent by the UE in a DISCOVERY_REQUEST message with the command set to "query" and the discovery model set to "Model B", the UE shall, process as follow:

- a) If the DISCOVERY_RESPONSE creates a new discovery entry, start the validity timer T5070 with the received value for the ProSe query code and the corresponding Discovery Response Filter(s) included for each SubQuery-Result information element received in the DISCOVERY_RESPONSE message and the PLMN ID of the intended announcing PLMN if included in the DISCOVERY_REQUEST message; or
- b) If the DISCOVERY_RESPONSE updates an existing discovery entry, the UE shall:
 - 1) stop the timer T5070 of any ProSe query code(s) and discovery response filter(s) in this discovery entry which are no longer authorized by the 5G DDNMF, ask lower layers to stop announcing the ProSe query code(s) and monitoring ProSe response filter(s) and remove the ProSe query code(s) and discovery response filter(s) from the existing discovery entry;
 - 2) restart the T5070 timer(s) for those remain eligible;
 - 3) start the T5070 timer(s) for any new ProSe query codes and their corresponding discovery response filter(s); and
 - 4) update the PLMN ID of the intended announcing PLMN for this discovery entry if included in the DISCOVERY_REQUEST message.

Otherwise, the UE shall discard the DISCOVERY_RESPONSE message and shall not perform the discoverer UE procedure for 5G ProSe direct discovery as described in clause 6.2.14.2.2.2. The UE shall set a ProSe clock (see 3GPP TS 33.503 [34]) to the value of the received current time parameter and store the received max offset parameter.

The UE shall store the selected PC5 ciphering algorithm received in the DISCOVERY_RESPONSE message and use it for protection of the restricted 5G ProSe direct discovery messages over the PC5 interface as specified in clause 6.1.3.2.3 of 3GPP TS 33.503 [34].

For each ProSe query code in this discovery entry, the UE performs the discoverer UE procedure for 5G ProSe direct discovery to announce the ProSe query code in the PC5 interface, as described in clause 6.2.14.2.2.2.

6.2.7.5 Discoverer request procedure not accepted by the 5G DDNMF

If the DISCOVERY_REQUEST message cannot be accepted by the 5G DDNMF, the 5G DDNMF sends a DISCOVERY_RESPONSE message containing a <response-reject> element to the UE including an appropriate PC3a control protocol cause value.

If the application corresponding to the ProSe identifier contained in the DISCOVERY_REQUEST message is not authorised for restricted 5G ProSe direct discovery Model B discoverer operation, the 5G DDNMF shall send the DISCOVERY_RESPONSE message containing a <response-reject> element with PC3a control protocol cause value #1 "Invalid application".

If the RPAUID contained in the DISCOVERY_REQUEST message is unknown to the 5G DDNMF or ProSe application server, the 5G DDNMF shall send a DISCOVERY_RESPONSE message containing a <response-reject> element with PC3a control protocol cause value #9 "Unknown RPAUID".

If the RPAUID contained in the DISCOVERY_REQUEST message does not match the stored RPAUID for the requested discovery entry ID, the 5G DDNMF shall send a DISCOVERY_RESPONSE message containing a <response-reject> element with PC3a control protocol cause value #10 "Unknown or invalid discovery entry ID".

If the UE is not authorised for restricted 5G ProSe direct discovery model B discoverer operation, the 5G DDNMF shall send the DISCOVERY_RESPONSE message containing a <response-reject> element with PC3a control protocol cause value #3 "UE authorization failure".

If the RPAUID contained in the DISCOVERY_REQUEST message is not associated with a PDUID belonging to the requesting UE, the 5G DDNMF shall send a DISCOVERY_RESPONSE message containing a <response-reject> element with PC3a control protocol cause value #3 "UE authorization failure".

If the 5G DDNMF fails to retrieve any valid target PDUIDs from ProSe application server based on the application level container contained in the DISCOVERY_REQUEST message, the 5G DDNMF shall send a DISCOVERY_RESPONSE message containing a <response-reject> element with PC3a control protocol cause value #11 "Invalid discovery target".

If the 5G DDNMF fails to retrieve any valid discoveree UE contexts for the valid target RPAUIDs contained in the application level container contained in the DISCOVERY_REQUEST message, the 5G DDNMF shall send a DISCOVERY_RESPONSE message containing a <response-reject> element with PC3a control protocol cause value #11 "Invalid discovery target".

If the PC5 UE ciphering algorithm capability contained in the DISCOVERY_REQUEST message is not compatible with the selected PC5 ciphering algorithm for the ProSe response code and the ProSe query code, the 5G DDNMF shall send a DISCOVERY_RESPONSE message containing a <response-reject> element with PC3a control protocol cause value #19 "Not compatible PC5 UE ciphering algorithm capability".

6.2.7.6 Abnormal cases

6.2.7.6.1 Abnormal cases in the UE

The following abnormal cases can be identified:

- a) Indication from the transport layer of transmission failure of DISCOVERY_REQUEST message (e.g., after TCP retransmission timeout)

The UE shall close the existing secure connection to the 5G DDNMF, establish a new secure connection and then restart the discoverer request procedure.

NOTE 1: The UE can abort this procedure when detecting loss of NG-RAN coverage in its serving PLMN.

- b) No response from the 5G DDNMF after the DISCOVERY_REQUEST message has been successfully delivered (e.g., TCP ACK has been received for the DISCOVERY_REQUEST message)

The UE shall retransmit the DISCOVERY_REQUEST message.

NOTE 2: The UE can abort this procedure when detecting loss of NG-RAN coverage in its serving PLMN.

NOTE 3: The timer to trigger retransmission and the maximum number of allowed retransmissions are UE implementation specific.

- c) Indication from upper layers that the request to discover the target RPAUID(s) is no longer in place after sending the DISCOVERY_REQUEST message, but before the discoverer request procedure is completed

The UE shall acknowledge the DISCOVERY_RESPONSE message received from the 5G DDNMF but discard its contents and then abort the procedure.

- d) Change of PLMN

If a PLMN change occurs before the discoverer request procedure is completed, the procedure shall be aborted. If the UE is authorized to perform restricted 5G ProSe direct discovery discoverer operation Model B in the new PLMN, the procedure shall be restarted once the UE is registered on the new PLMN.

6.2.7.6.2 Abnormal cases in the 5G DDNMF

The following abnormal cases can be identified:

- a) Indication from the lower layer of transmission failure of DISCOVERY_RESPONSE message

After receiving an indication from lower layer that the DISCOVERY_RESPONSE message has not been successfully acknowledged (e.g., TCP ACK is not received), the 5G DDNMF shall abort the procedure and stop any associated timer(s) T5071, if running.

6.2.8 Match report procedure for open 5G ProSe direct discovery

6.2.8.1 General

The purpose of the match report procedure for open 5G ProSe direct discovery is to allow a UE to send a ProSe application code that was matched during the monitoring operation and receive the corresponding ProSe application ID or the updated metadata, if there is no such a mapping stored locally or the metadata index in the ProSe application code indicates the metadata is updated.

The UE shall only initiate the match report procedure if it has been authorized for open 5G ProSe direct discovery monitoring in the monitored PLMN based on the service authorization procedure.

As a result of the match report procedure completing successfully, the UE obtains a ProSe application ID and potentially other information, which the UE may store locally and pass to the upper layers.

6.2.8.2 Match report procedure initiation

The UE shall meet the following pre-conditions before initiating this procedure:

- a) a request from upper layers to monitor for the ProSe application ID, which resulted in the matched ProSe application code, is still in place;
- b) the lower layers have provided a "Monitored PLMN ID" value and UTC time information, along with the discovery message containing a ProSe application code; and
- c) the TTL timer T5064 associated with the discovery filter, which resulted in a match event of the ProSe application code, has not expired.

If the UE is authorized to perform open 5G ProSe direct discovery monitoring in the monitored PLMN, it should initiate a match report procedure:

- a) when there is a match event of one of the ProSe application codes received from the lower layers and the UE does not have a corresponding ProSe application ID already locally stored;
- b) when the UE has a locally stored mapping for the ProSe application code that resulted in a match event, but the validity timer T5072 of the ProSe application ID has expired;
- c) when the UE has a locally stored mapping for the ProSe application code that resulted in a match event, but the match report refresh timer T5074 of the ProSe application filter has expired;
- d) when there is a match event of one of the ProSe application codes received from the lower layers and the UE has a locally stored ProSe application code excluding the metadata index portion located by the locally stored metadata index mask; or
- e) when there is a match event of one of the ProSe application codes received from the lower layer and the UE has not checked the MIC for the discovered ProSe application code previously.

The UE initiates the match report procedure for open 5G ProSe direct discovery by sending a MATCH_REPORT message with a new transaction ID and shall set the message contents as follows:

- a) the UE shall include the entire PROSE PC5 DISCOVERY message which contains the ProSe application code for which there was a match event;
- b) the UE shall set the UTC-based counter as follows:
 - 1) the UE shall generate two UTC-based counters with:
 - i) the first counter composed of:
 - A) the 27 most significant bits of the UTC-based counter set to the 27 most significant bits of the UTC time provided by the lower layers for the PROSE PC5 DISCOVERY message that contained the ProSe application code for which there was a match event encoded as specified in clause 11.2.5;
 - B) the 28th most significant bit of the UTC-based counter set to '0'; and
 - C) the 4 least significant bits of the UTC-based counter shall be set to the 4 least significant bits of the UTC-based counter contained in the PROSE PC5 DISCOVERY message that contained the ProSe application code for which there was a match event, as specified in 3GPP TS 33.503 [34]; and
 - ii) the second counter composed of:
 - A) the 27 most significant bits of the UTC-based counter set to the 27 most significant bits of the UTC time provided by the lower layers for the PROSE PC5 DISCOVERY message that contained the ProSe application code for which there was a match event encoded as specified in clause 11.2.5;
 - B) the 28th most significant bit of the UTC-based counter set to '1'; and
 - C) the 4 least significant bits of the UTC-based counter set to the 4 least significant bits of the UTC-based counter contained in the PROSE PC5 DISCOVERY message that contained the ProSe application code for which there was a match event, as specified in 3GPP TS 33.503 [34]; and
 - 2) then the UE shall select, among the two counters described above, the counter that is nearest to the UTC time provided by the lower layers for the PROSE PC5 DISCOVERY message that contained the ProSe application code for which there was a match event encoded as specified in clause 11.2.5 and set the UTC-based counter in the MATCH_REPORT message to that counter;
- c) the UE shall set the monitored PLMN ID to the PLMN ID of the PLMN where the PROSE PC5 DISCOVERY message was received, as provided by the lower layers;
- d) if the UE was roaming when the match event occurred, the UE shall set the VPLMN ID to the PLMN ID of the PLMN in which the UE was registered when the match event occurred; and
- e) the UE shall set the metadata flag to indicate whether or not it wishes to receive metadata information associated with the ProSe application ID in the MATCH_REPORT_ACK message from the 5G DDNMF.

NOTE 1: A UE can include one or multiple transactions in one MATCH_REPORT message for different ProSe application codes and receive corresponding <match-ack> element or <match-reject> element in the MATCH_REPORT_ACK message for each respective transaction. In the following description of match report procedure, only one transaction is included.

NOTE 2: The value of the metadata flag is determined through an indication from upper layers in the original request to monitor for a ProSe application ID.

When the 5G DDNMF receives the MATCH_REPORT message from the UE, the 5G DDNMF checks MIC for the received PROSE PC5 DISCOVERY message as specified in 3GPP TS 33.503 [34].

Figure 6.2.8.2.1 illustrates the interaction between the UE and the 5G DDNMF in the match report procedure.

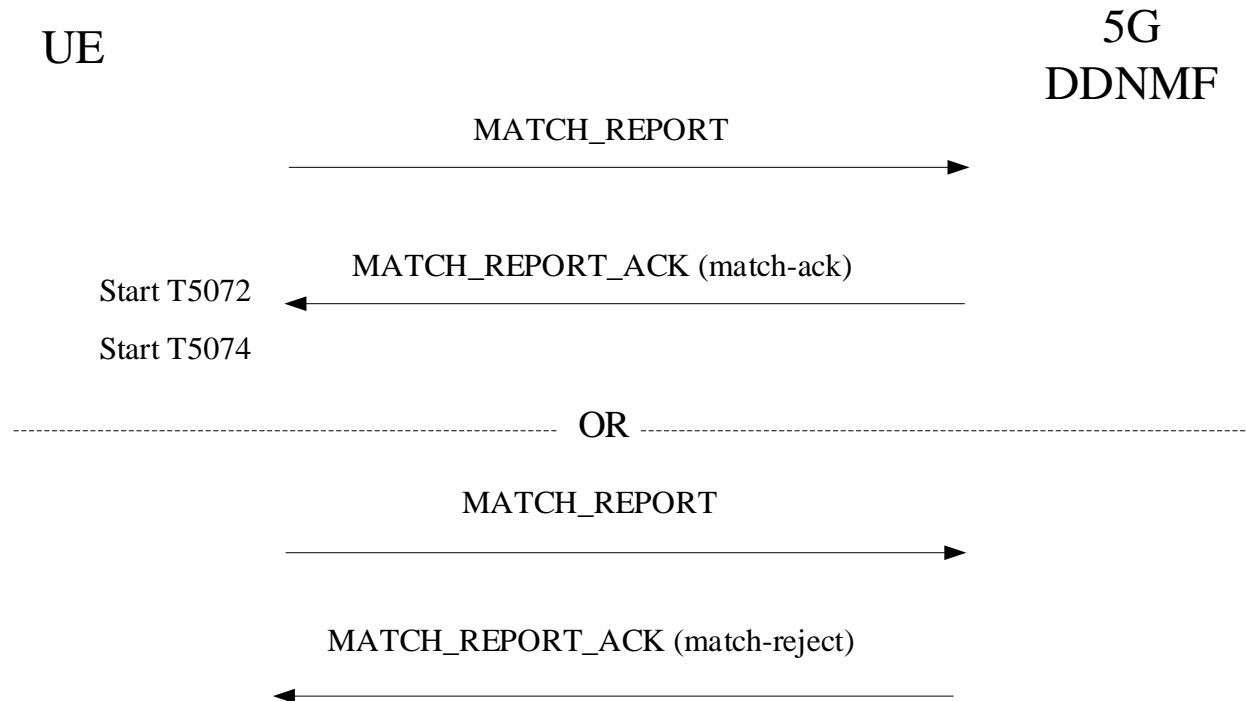


Figure 6.2.8.2.1: Match report procedure

6.2.8.3 Match report procedure accepted by the 5G DDNMF

Upon receiving a MATCH_REPORT message, the 5G DDNMF shall check whether there is an existing context for the UE identified by its SUPI. If there is no associated UE context, the 5G DDNMF checks with the UDM whether the UE is authorized for open 5G ProSe direct discovery monitoring as described in 3GPP TS 29.503 [10].

The 5G DDNMF shall also check the PLMN ID in the ProSe application code received from the UE. If the PLMN ID in the ProSe application code is not the same of that of the PLMN to which the 5G DDNMF belongs, the 5G DDNMF shall execute the procedures defined in 3GPP TS 29.555 [9]. Otherwise, the 5G DDNMF shall check whether the received ProSe application code is authorized to be transmitted on the monitored PLMN indicated in the Monitored PLMN ID in the received message.

If the ProSe application code is PLMN-specific, the 5G DDNMF shall verify if the PLMN ID in the ProSe application code is the same as the PLMN of the 5G DDNMF. If so, the 5G DDNMF shall map the ProSe application code to the corresponding ProSe application ID from the PLMN-specific database. If the ProSe application code is country-specific, as specified in clause 24.3 of 3GPP TS 23.003 [4], the 5G DDNMF shall check whether the MCC of the PLMN ID part of the ProSe application code corresponds to the country of the 5G DDNMF. If so, the 5G DDNMF shall map the ProSe application code to the corresponding ProSe application ID from the country-specific database. If the ProSe application code is global as specified in clause 24.3 of 3GPP TS 23.003 [4], the 5G DDNMF shall map the ProSe application code to the corresponding ProSe application ID from the global database. If the ProSe application code contains a ProSe application code prefix, the 5G DDNMF maps the ProSe application code prefix to the corresponding ProSe application ID.

The 5G DDNMF shall analyze the ProSe application code received from the UE and determine the validity of the ProSe application code.

NOTE: This might require the 5G DDNMF to execute procedures defined in 3GPP TS 29.555 [9].

The 5G DDNMF shall check if the MIC value and its corresponding UTC-based counter are valid, as defined in 3GPP TS 33.503 [34].

The 5G DDNMF uses the information (e.g. ProSe application code, monitored PLMN ID, VPLMN ID if included) received from the UE in the DISCOVERY_REQUEST message, UE identity in GBA or AKMA information related to TLS tunnel transporting the DISCOVERY_REQUEST message, and other information for charging purposes as specified in 3GPP TS 32.277 [45].

If the outcome of above processing is successful, the 5G DDNMF shall send a MATCH_REPORT_ACK message containing a <match-ack> element with:

- a) the transaction ID set to the value of the transaction ID received in the MATCH_REPORT message from the UE;
- b) the ProSe application ID set to the ProSe application ID provided by the 5G DDNMF and corresponding to the ProSe application code contained in the MATCH_REPORT message;
- c) the validity timer T5072 set to indicate for how long this ProSe application ID is valid;
- d) the match report refresh timer T5074 set to indicate for how long the UE will wait before sending a new match report for this ProSe application code;
- e) the current time set to the current UTC-based time at the 5G DDNMF; and
- f) optionally, the metadata set to the metadata information associated with the ProSe application code received in the MATCH_REPORT message and set the metadata index mask to the metadata index mask allocated by the 5G DDNMF for the ProSe application code received in the MATCH_REPORT message, if the UE has set the metadata flag to indicate that it wishes to receive metadata information associated with the ProSe application ID.

6.2.8.4 Match report procedure completion by the UE

Upon receipt of the MATCH_REPORT_ACK message, if the transaction ID contained in the <match-ack> element matches the value sent by the UE in a MATCH_REPORT message, the UE shall store the mapping between the ProSe application code and ProSe application ID locally, start timers T5072 and T5074 and may inform the upper layers of this match of the ProSe application ID. If the metadata index mask is contained in the MATCH_REPORT_ACK message, the UE shall also store the metadata index mask with the ProSe application code and the ProSe application ID locally. If there is a locally stored mapping between the ProSe application ID and a ProSe application code, the UE shall delete the old mapping. Otherwise, the UE shall discard the MATCH_REPORT_ACK message. The UE shall update the ProSe clock (see 3GPP TS 33.503 [34]) to the value of the received current time parameter.

Upon receipt of the MATCH_REPORT_ACK message, if the transaction ID contained in the <match-reject> element matches the value sent by the UE in a MATCH_REPORT message and if the received PC3a control protocol cause value is #5 "Invalid MIC", as specified in clause 6.2.8.5, the UE shall stop timer T5072 if it is running.

NOTE 1: It is an implementation specific choice whether the UE informs the upper layers every time a ProSe application ID triggers a match event, or only the first time this match occurs.

NOTE 2: The UE can also inform the upper layers if a ProSe application ID is no longer matched, because the validity timer T5072 of the corresponding ProSe application code expires.

NOTE 3: The UE can also inform the upper layers if a ProSe application ID is no longer matched, because the validity timer T5072 of the corresponding ProSe application code is stopped upon receiving MATCH_REPORT_ACK message with a <match-reject> element with PC3a control protocol cause value #5 "Invalid MIC".

6.2.8.5 Match report procedure not accepted by the 5G DDNMF

If the MATCH_REPORT message is not accepted by the 5G DDNMF, the 5G DDNMF sends a MATCH_REPORT_ACK message with a <match-reject> element to the UE including an appropriate PC3a control protocol cause value.

If the ProSe application code contained in the MATCH_REPORT message is unknown by the 5G DDNMF, the 5G DDNMF shall send the MATCH_REPORT_ACK message with a <match-reject> element with PC3a control protocol cause value #4 "Unknown ProSe application code".

If the check of the MIC contained in the MATCH_REPORT message fails, the 5G DDNMF shall send the MATCH_REPORT_ACK message with a <match-reject> element with PC3a control protocol cause value #5 "Invalid MIC".

If the check of the UTC-based counter contained in the MATCH_REPORT message fails, the 5G DDNMF shall send the MATCH_REPORT_ACK message with a <match-reject> element with PC3a control protocol cause value #6 "Invalid UTC-based counter".

If the UE is not authorized for open 5G ProSe direct discovery monitoring in the monitored PLMN contained in the MATCH_REPORT message, the 5G DDNMF shall send the MATCH_REPORT_ACK message with a <match-reject> element with PC3a control protocol cause value #3 "UE authorization failure".

6.2.8.6 Abnormal cases

6.2.8.6.1 Abnormal cases in the UE

The following abnormal cases can be identified:

- a) Indication from the transport layer of transmission failure of MATCH_REPORT message (e.g., after TCP retransmission timeout)

The UE shall close the existing secure connection to the 5G DDNMF, establish a new secure connection and then restart the match report procedure.

- b) No response from the 5G DDNMF after the MATCH_REPORT message has been successfully delivered (e.g., TCP ACK has been received for the MATCH_REPORT message)

If the TTL timer T5064 associated with the discovery filter which resulted in a match event has not expired, the UE shall retransmit the MATCH_REPORT message.

NOTE: The timer to trigger retransmission and the maximum number of allowed retransmissions are UE implementation specific.

- c) Change of PLMN

If a PLMN change occurs before the match report procedure is completed, the procedure shall be aborted.

6.2.9 Match report procedure for restricted 5G ProSe direct discovery model A

6.2.9.1 General

The purpose of the match report procedure is to allow a UE to send a ProSe restricted code that was matched during the monitoring operation and receive the corresponding RPAUID, if there is no such a mapping stored locally.

The UE shall only initiate the match report procedure if it has been authorized for restricted 5G ProSe direct discovery monitoring model A in the monitored PLMN based on the service authorization procedure.

As a result of the match report procedure completing successfully, the UE obtains a RPAUID and potentially other information, which the UE may store locally and pass to the upper layers.

6.2.9.2 Match report procedure initiation

The UE shall meet the following pre-conditions before initiating this procedure:

- a) a request from upper layers to monitor for the target RPAUID, which resulted in the matched ProSe restricted code, is still in place;
- b) the lower layers have provided UTC time information, along with the discovery message containing the ProSe restricted code; and

- c) the TTL timer T5066 associated with the Restricted discovery filter, whose use resulted in a match event of the ProSe restricted code, has not expired.

If the UE is authorized to perform restricted 5G ProSe direct discovery monitoring model A in the monitored PLMN, it should initiate a match report procedure:

- a) when there is a match event after applying one of the Restricted discovery filter(s) to a ProSe restricted code received from the lower layers and the UE does not have a corresponding RPAUID already locally stored;
- b) when the UE has a locally stored mapping for the ProSe restricted code that resulted in a match event, but the validity timer T5076 of the ProSe restricted code has expired;
- c) when the UE has a locally stored mapping for the ProSe restricted code that resulted in a match event, but the match report refresh timer T5077 of the ProSe restricted code has expired;
- d) when the UE desires to obtain the metadata associated with the discovered ProSe restricted code; or
- e) when the UE has a locally stored mapping for the ProSe restricted code that resulted in a match event, but the UE does not have a running match report refresh timer T5077 for this ProSe restricted code and the UE is directed by the 5G DDNMF to perform the required MIC check via the match report procedure.

NOTE 1: The 5G DDNMF directs the UE to use the match report procedure to perform the MIC check by including the MIC Check Indicator parameter in the DISCOVERY_RESPONSE message.

The UE initiates the match report procedure by sending a MATCH_REPORT message with a new transaction ID and shall set the message contents as follows:

- a) the RPAUID set to the UE's RPAUID which has requested the corresponding monitoring operation that resulted this match event;
- b) the discovery type set to "Restricted discovery";
- c) the application identity set to the ProSe identifier of the upper layer application that triggered the monitoring operation as specified in clause 5.2.3;
- d) if it is not required to check the MIC via the match report procedure, the ProSe restricted code set to the ProSe restricted code for which there was a match event;
- e) if it is required to check the MIC via the match report procedure, the entire PROSE PC5 DISCOVERY message that contained the ProSe restricted code for which there was a match event;
- f) if it is required to check the MIC via the match report procedure, the UTC-based counter set as follows:
 - 1) the UE shall generate two UTC-based counters with:
 - i) the first counter composed of:
 - A) the 27 most significant bits of the UTC-based counter set to the 27 most significant bits of the UTC time provided by the lower layers for the PROSE PC5 DISCOVERY message that contained the ProSe restricted code for which there was a match event encoded as specified in clause 11.2.5;
 - B) the 28th most significant bit of the UTC-based counter set to '0'; and
 - C) the 4 least significant bits of the UTC-based counter set to the 4 least significant bits of the UTC-based counter contained in the PROSE PC5 DISCOVERY message that contained the ProSe restricted code for which there was a match event, as specified in 3GPP TS 33.503 [34]; and
 - ii) the second counter composed of:
 - A) the 27 most significant bits of the UTC-based counter set to the 27 most significant bits of the UTC time provided by the lower layers for the PROSE PC5 DISCOVERY message that contained the ProSe restricted code for which there was a match event encoded as specified in clause 11.2.5;
 - B) the 28th most significant bit of the UTC-based counter set to '1'; and

- C) the 4 least significant bits of the UTC-based counter set to the 4 least significant bits of the UTC-based counter contained in the PROSE PC5 DISCOVERY message that contained the ProSe restricted code for which there was a match event, as specified in 3GPP TS 33.503 [34]; and
- 2) then the UE shall select, among the two counters described above, the counter that is nearest to the UTC time provided by the lower layers for the PROSE PC5 DISCOVERY message that contained the ProSe restricted code for which there was a match event encoded as specified in clause 11.2.5 and set the UTC-based counter in the MATCH_REPORT message to that counter; and
- g) the metadata flag set to indicate whether or not the UE wishes to receive the latest metadata information associated with the RPAUID in the MATCH_REPORT_ACK message from the 5G DDNMF.

NOTE 2: A UE can include one or multiple transactions in one MATCH_REPORT message for different ProSe restricted codes and receive a corresponding <restricted-match-ack> element or <match-reject> element in the MATCH_REPORT_ACK message for each respective transaction. In the following description of match report procedure, only one transaction is included.

If it is required to check the MIC via the match report procedure, the 5G DDNMF checks MIC for the received PROSE PC5 DISCOVERY message included in the MATCH_REPORT message as specified in 3GPP TS 33.503 [34].

Figure 6.2.9.2.1 illustrates the interaction between the UE and the 5G DDNMF in the match report procedure.

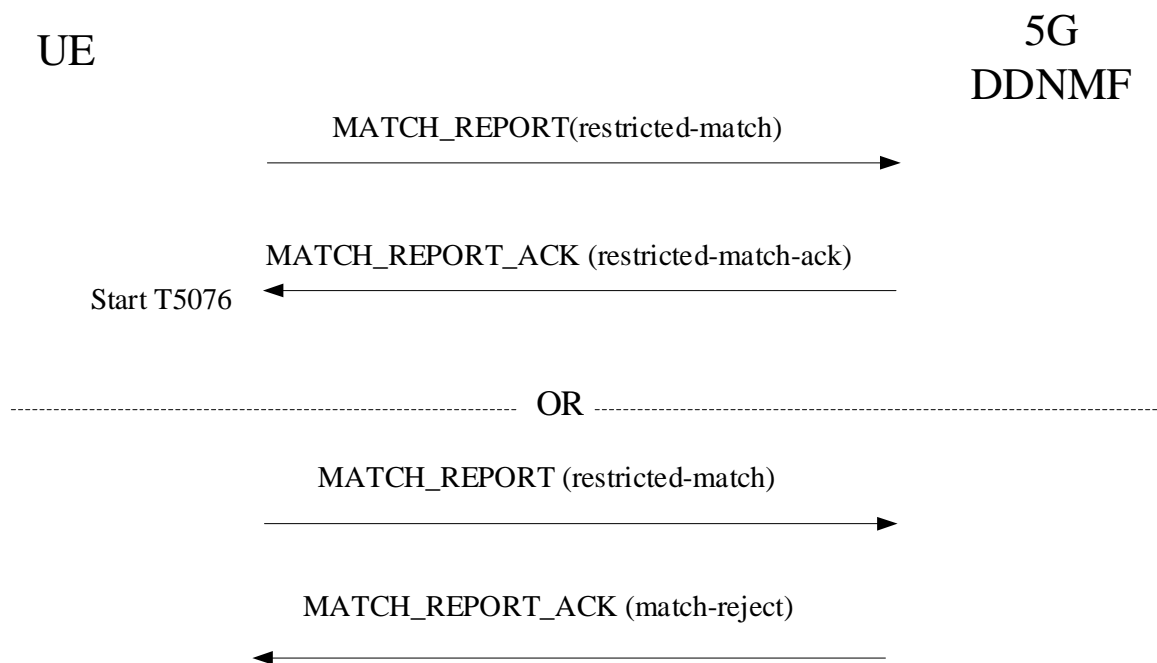


Figure 6.2.9.2.1: Match report procedure for restricted discovery model A

6.2.9.3 Match report procedure accepted by the 5G DDNMF

Upon receiving a MATCH_REPORT message, the 5G DDNMF shall check whether there is an existing context for the UE identified by its SUPI.

The 5G DDNMF shall analyze the ProSe restricted code received from the UE in the MATCH_REPORT message. If the MIC value and its corresponding UTC-based counter are included, the 5G DDNMF shall check whether the MIC value and the UTC-based counter are valid and within the acceptable range respectively as defined in 3GPP TS 33.503 [34]. The 5G DDNMF shall then check in the UE context if the ProSe restricted code matches any restricted discovery filter(s) allocated for the particular application identified by the ProSe identifier received in the

MATCH_REPORT message. If such a discovery filter exists, the target RPAUID associated with the filter(s) shall be identified as the corresponding RPAUID for this code. Optionally, the 5G DDNMF may further invoke the procedure defined in 3GPP TS 29.503 [10] to verify if the target RPAUID is allowed to be discovered by the RPAUID of the requesting UE that has sent the MATCH_REPORT message, or to retrieve metadata associated for the target RPAUID if metadata flag is set to "True" in the MATCH_REPORT message and the 5G DDNMF does not have the latest metadata.

If the outcome of the above processing is successful, the 5G DDNMF shall send a MATCH_REPORT_ACK message containing a <restricted-match-ack> element with:

- a) the transaction ID set to the value of the transaction ID received in the MATCH_REPORT message from the UE;
- b) the RPAUID set to the target RPAUID retrieved from the UE context at the 5G DDNMF which corresponds to the ProSe restricted code contained in the MATCH_REPORT message;
- c) the validity timer T5076 set to indicate for how long this ProSe restricted code is valid;
- d) the match report refresh timer T5077 to indicate for how long the UE will wait before sending a new match report for this ProSe restricted code if the MIC value and the UTC-based counter are included in the MATCH_REPORT message;
- e) the current time set to the current UTC-based time at the 5G DDNMF; and
- f) the metadata set to the associated metadata information, if there exists metadata information associated with this target RPAUID and the metadata flag is set to "True" in the MATCH_REPORT message.

If the corresponding PDUID of the target RPAUID does not belong to the HPLMN of the requesting UE, the 5G DDNMF may optionally invoke the procedure defined in 3GPP TS 29.555 [9] to inform the 5G DDNMF of the announcing UE about the match event.

The 5G DDNMF uses the information (e.g. application identity) received from the UE in the MATCH_REPORT message, UE identity in GBA or AKMA information related to TLS tunnel transporting the MATCH_REPORT message, and other information for charging purposes as specified in 3GPP TS 32.277 [45].

6.2.9.4 Match report procedure completion by the UE

Upon receipt of the MATCH_REPORT_ACK message, if the transaction ID contained in the <restricted-match-ack> element matches the value sent by the UE in a MATCH_REPORT message, the UE shall store the mapping between the ProSe restricted code and RPAUID locally, start timers T5076 and T5077 and may inform the upper layers of this match of the RPAUID. Otherwise, the UE shall discard the MATCH_REPORT_ACK message. The UE shall update the ProSe clock (see 3GPP TS 33.503 [34]) to the value of the received current time parameter.

Upon receipt of the MATCH_REPORT_ACK message, if the transaction ID contained in the <match-reject> element matches the value sent by the UE in a MATCH_REPORT message and if the received PC3a control protocol cause value is #5 "Invalid MIC", as specified in clause 6.2.9.5, the UE shall stop timer T5016 if it is running.

NOTE 1: It is an implementation specific choice whether the UE informs the upper layers every time an RPAUID triggers a match event, or only the first time this match occurs.

NOTE 2: The UE can also inform the upper layers if an RPAUID is no longer matched, because the validity timer T5076 of the corresponding ProSe restricted code expires.

NOTE 3: The UE can also inform the upper layers if a ProSe restricted code is no longer matched, because the validity timer T5016 of the corresponding ProSe restricted code is stopped upon receiving MATCH_REPORT_ACK message with a <match-reject> element with PC3a control protocol cause value #5 "Invalid MIC".

6.2.9.5 Match report procedure not accepted by the 5G DDNMF

If the MATCH_REPORT message is not accepted by the 5G DDNMF, the 5G DDNMF sends a MATCH_REPORT_ACK message with a <match-reject> element to the UE including an appropriate PC3a control protocol cause value.

If there is no associated UE context for the SUPI of the UE, the 5G DDNMF shall send the MATCH_REPORT_ACK message with a <match-reject> element with PC3a control protocol cause value #16 "Invalid match event".

If the ProSe restricted code contained in the MATCH_REPORT message does not match any Restricted discovery filter(s) allocated for the requesting UE for the corresponding application, the 5G DDNMF shall send the MATCH_REPORT_ACK message with a <match-reject> element with PC3a control protocol cause value #16 "Invalid match event".

If the check of the MIC contained in the MATCH_REPORT message fails, the 5G DDNMF shall send the MATCH_REPORT_ACK message with a <match-reject> element with PC3a control protocol cause value #5 "Invalid MIC".

If the check of the UTC-based counter contained in the MATCH_REPORT message fails, the 5G DDNMF shall send the MATCH_REPORT_ACK message with a <match-reject> element with PC3a control protocol cause value #6 "Invalid UTC-based counter".

If the UE is not authorized for restricted 5G ProSe direct discovery monitoring, the 5G DDNMF shall send the MATCH_REPORT_ACK message with a <match-reject> element with PC3a control protocol cause value #3 "UE authorization failure".

6.2.9.6 Abnormal cases

6.2.9.6.1 Abnormal cases in the UE

The following abnormal cases can be identified:

- a) Indication from the transport layer of transmission failure of MATCH_REPORT message (e.g., after TCP retransmission timeout)

The UE shall close the existing secure connection to the 5G DDNMF, establish a new secure connection and then restart the match report procedure.

- b) No response from the 5G DDNMF after the MATCH_REPORT message has been successfully delivered (e.g., TCP ACK has been received for the MATCH_REPORT message)

If the TTL timer T5066 associated with the restricted discovery filter which resulted in a match event has not expired, the UE shall retransmit the MATCH_REPORT message.

NOTE: The timer to trigger retransmission and the maximum number of allowed retransmissions are UE implementation specific.

6.2.10 Match report procedure for restricted 5G ProSe direct discovery model B

6.2.10.1 General

The purpose of the Match report procedure is to allow a UE to send a ProSe response code that was matched during the restricted 5G ProSe direct discovery Model B discoverer operation and receive the corresponding RPAUID, if there is no such a mapping stored locally.

The UE shall only initiate the match report procedure if it has been authorized for restricted 5G ProSe direct discovery model B discoverer operation in the monitored PLMN based on the service authorization procedure.

As a result of the match report procedure completing successfully, the UE obtains a RPAUID and potentially other information, which the UE may store locally and pass to the upper layers.

6.2.10.2 Match report procedure initiation

The UE shall meet the following pre-conditions before initiating this procedure:

- a) a request from upper layers to discover the target RPAUID with restricted discovery model B, which resulted in the matched ProSe response code, is still in place;

- b) the lower layers have provided UTC time information, along with the discovery message containing the ProSe response code; and
- c) the validity timer T5070 associated with the discovery response filter, whose use resulted in a match event of the ProSe response code, has not expired.

If the UE is authorized to perform restricted 5G ProSe direct discovery model B discoverer operation in the monitored PLMN, it should initiate a match report procedure:

- a) when there is a match event when applying one of the discovery response filter(s) to one of the ProSe response codes received from the lower layers and the UE does not have a corresponding RPAUID already locally stored;
- b) when the UE has a locally stored mapping for the ProSe response code that resulted in a match event, but the validity timer T5076 of the ProSe response code has expired;
- c) when the UE has a locally stored mapping for the ProSe response code that resulted in a match event, but the match report refresh timer T5077 of the ProSe response code has expired;
- d) when the UE desires to obtain the metadata associated with the discovered ProSe response code; or
- e) when the UE has a locally stored mapping for the ProSe response code that resulted in a match event, but the UE does not have a running match report refresh timer T5077 for this ProSe response code and the UE is directed by the 5G DDNMF to perform the required MIC check via the match report procedure.

NOTE 1: The 5G DDNMF directs the UE to use the match report procedure to perform the MIC check by including the MIC Check Indicator parameter in the DISCOVERY_RESPONSE message.

The UE initiates the match report procedure by sending a MATCH_REPORT message with a new transaction ID and shall set the message contents as follows:

- a) the RPAUID set to the UE's RPAUID which has requested the corresponding restricted discovery model B discoverer operation that resulted this match event;
- b) the discovery type set to "Restricted discovery";
- c) the application identity set to the ProSe identifier of the upper layer application that triggered the restricted direct discovery Model B discoverer operation as described in clause 5.2.3;
- d) if it is not required to check the MIC via the match report procedure, the ProSe restricted code set to the ProSe restricted code for which there was a match event;
- e) if it is required to check the MIC via the match report procedure, the entire PROSE PC5 DISCOVERY message that contained the ProSe restricted code for which there was a match event;
- f) if it is required to check the MIC via the match report procedure, the UTC-based counter set as follows:
 - 1) the UE shall generate two UTC-based counters with:
 - i) the first counter composed of:
 - A) the 27 most significant bits of the UTC-based counter set to the 27 most significant bits of the UTC time provided by the lower layers for the PROSE PC5 DISCOVERY message that contained the ProSe response code for which there was a match event encoded as specified in clause 11.2.5;
 - B) the 28th most significant bit of the UTC-based counter set to '0'; and
 - C) the 4 least significant bits of the UTC-based counter shall be set to the 4 least significant bits of the UTC-based counter contained in the PROSE PC5 DISCOVERY message that contained the ProSe response code for which there was a match event, as specified in 3GPP TS 33.503 [34]; and
 - ii) the second counter composed of:
 - A) the 27 most significant bits of the UTC-based counter set to the 27 most significant bits of the UTC time provided by the lower layers for the PROSE PC5 DISCOVERY message that contained the ProSe response code for which there was a match event encoded as specified in clause 11.2.5;
 - B) the 28th most significant bit of the UTC-based counter set to '1'; and

- C) the 4 least significant bits of the UTC-based counter set to the 4 least significant bits of the UTC-based counter contained in the PROSE PC5 DISCOVERY message that contained the ProSe response code for which there was a match event, as specified in 3GPP TS 33.503 [34]; and
- 2) then the UE shall select, among the two counters described above, the counter that is nearest to the UTC time provided by the lower layers for the PROSE PC5 DISCOVERY message that contained the ProSe response code for which there was a match event encoded as specified in clause 11.2.5 and set the UTC-based counter in the MATCH_REPORT message to that counter; and
- g) the metadata flag set to indicate whether or not the UE wishes to receive the latest metadata information associated with the RPAUID in the MATCH_REPORT_ACK message from the 5G DDNMF.

NOTE 2: A UE can include one or multiple transactions in one MATCH_REPORT message for different ProSe response codes and receive corresponding <restricted-match-ack> element or <match-reject> element in the MATCH_REPORT_ACK message for each respective transaction. In the following description of match report procedure, only one transaction is included.

If it is required to check the MIC via the match report procedure, the 5G DDNMF checks MIC for the received PROSE PC5 DISCOVERY message included in the MATCH_REPORT message as specified in 3GPP TS 33.503 [34].

Figure 6.2.10.2.1 illustrates the interaction between the UE and the 5G DDNMF in the match report procedure.

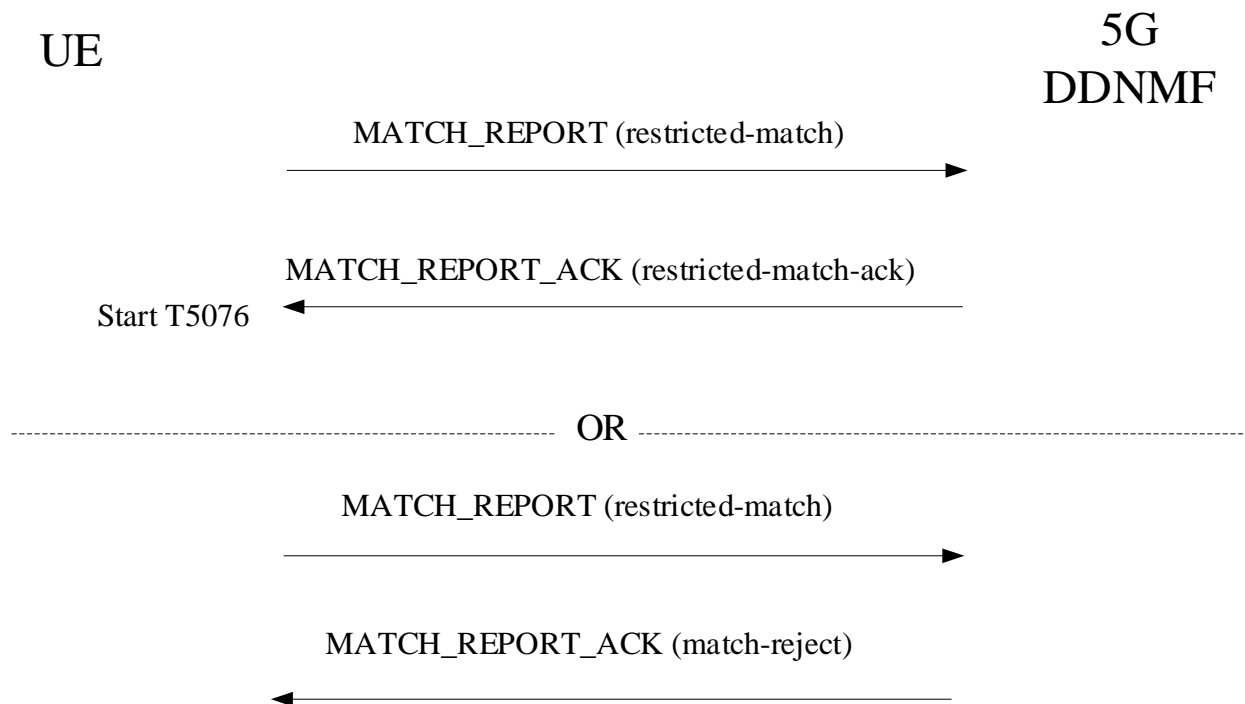


Figure 6.2.10.2.1: Match report procedure for restricted discovery model B

6.2.10.3 Match report procedure accepted by the 5G DDNMF

Upon receiving a MATCH_REPORT message, the 5G DDNMF shall check whether there is an existing discoverer UE context for the UE identified by its SUPI.

The 5G DDNMF shall analyze the ProSe response code received from the UE in the MATCH_REPORT message. If the MIC value and its corresponding UTC-based counter are included, the 5G DDNMF shall check whether the MIC value and the UTC-based counter are valid and within the acceptable range respectively, as defined in 3GPP TS 33.503 [34].

The 5G DDNMF shall then check in the UE context if the ProSe response code matches any discovery response filter(s) allocated for the particular application identified by the ProSe identifier received in the MATCH_REPORT message. If such a discovery filter exists, the target RPAUID associated with the filter(s) shall be identified as the corresponding RPAUID for this code. Optionally, the 5G DDNMF may further invoke the procedure defined in 3GPP TS 29.503 [10] to verify if the target RPAUID is allowed to be discovered by the RPAUID of the requesting UE that has sent the MATCH_REPORT message, or to retrieve metadata associated for the target RPAUID if metadata flag is set to "True" in the MATCH_REPORT message and the 5G DDNMF does not have the latest metadata.

If the outcome of the above processing is successful, the 5G DDNMF shall send a MATCH_REPORT_ACK message containing a <restricted-match-ack> element with:

- a) the transaction ID set to the value of the transaction ID received in the MATCH_REPORT message from the UE;
- b) the RPAUID set to the target RPAUID retrieved from the UE context at the 5G DDNMF which corresponds to the ProSe response code contained in the MATCH_REPORT message;
- c) the validity timer T5076 set to indicate for how long the RPAUID is matched;
- d) the match report refresh timer T5077 set to indicate for how long the UE will wait before sending a new match report for this ProSe response code if the MIC value and the UTC-based counter are included in the MATCH_REPORT message;
- e) the current time set to the current UTC-based time at the 5G DDNMF; and
- f) optionally, the metadata set to the associated metadata information, if there exists metadata information associated with this target RPAUID.

If the corresponding PDUID of the target RPAUID does not belong to the HPLMN of the requesting UE, the 5G DDNMF may optionally invoke the procedure defined in 3GPP TS 29.555 [9] to inform the 5G DDNMF of the discoveree UE about the match event.

The 5G DDNMF uses the information (e.g. application identity) received from the UE in the MATCH_REPORT message, UE identity in GBA or AKMA information related to TLS tunnel transporting the MATCH_REPORT message, and other information for charging purposes as specified in 3GPP TS 32.277 [45].

6.2.10.4 Match report procedure completion by the UE

Upon receipt of the MATCH_REPORT_ACK message, if the transaction ID contained in the <restricted-match-ack> element matches the value sent by the UE in a MATCH_REPORT message, the UE shall store the mapping between the ProSe response code and the RPAUID locally, start timers T5076 and T5077 and may inform the upper layers of this match of the RPAUID. Otherwise, the UE shall discard the MATCH_REPORT_ACK message. The UE shall update the ProSe clock (see 3GPP TS 33.503 [34]) to the value of the received current time parameter.

Upon receipt of the MATCH_REPORT_ACK message, if the transaction ID contained in the <match-reject> element matches the value sent by the UE in a MATCH_REPORT message and if the received PC3a control protocol cause value is #5 "Invalid MIC", as specified in clause 6.2.10.5, the UE shall stop timer T5076 if it is running.

NOTE 1: It is an implementation specific choice whether the UE informs the upper layers every time a RPAUID triggers a match event, or only the first time this match occurs.

NOTE 2: The UE can also inform the upper layers if an RPAUID is no longer matched, because the validity timer T5076 of the corresponding ProSe response code expires.

NOTE 3: The UE can also inform the upper layers if a ProSe response code is no longer matched, because the validity timer T5076 of the corresponding ProSe response code is stopped upon receiving MATCH_REPORT_ACK message with a <match-reject> element with PC3a control protocol cause value #5 "Invalid MIC".

6.2.10.5 Match report procedure not accepted by the 5G DDNMF

If the MATCH_REPORT message is not accepted by the 5G DDNMF, the 5G DDNMF sends a MATCH_REPORT_ACK message with a <match-reject> element to the UE including an appropriate PC3a control protocol cause value.

If there is no associated UE context for the SUPI of the UE, the 5G DDNMF shall send the MATCH_REPORT_ACK message with a <match-reject> element with PC3a control protocol cause value #16 "Invalid match event".

If the ProSe response code contained in the MATCH_REPORT message does not match any Discovery Response Filter(s) allocated for the requesting UE for the corresponding application, the 5G DDNMF shall send the MATCH_REPORT_ACK message with a <match-reject> element with PC3a control protocol cause value #16 "Invalid match event".

If the check of the MIC contained in the MATCH_REPORT message fails, the 5G DDNMF shall send the MATCH_REPORT_ACK message with a <match-reject> element with PC3a control protocol cause value #5 "Invalid MIC".

If the check of the UTC-based counter contained in the MATCH_REPORT message fails, the 5G DDNMF shall send the MATCH_REPORT_ACK message with a <match-reject> element with PC3a control protocol cause value #6 "Invalid UTC-based counter".

If the UE is not authorized for restricted 5G ProSe direct discovery model B discoverer operation, the 5G DDNMF shall send the MATCH_REPORT_ACK message with a <match-reject> element with PC3a control protocol cause value #3 "UE authorization failure".

6.2.10.6 Abnormal cases

6.2.10.6.1 Abnormal cases in the UE

The following abnormal cases can be identified:

- a) Indication from the transport layer of transmission failure of MATCH_REPORT message (e.g., after TCP retransmission timeout)

The UE shall close the existing secure connection to the 5G DDNMF, establish a new secure connection and then restart the match report procedure.

- b) No response from the 5G DDNMF after the MATCH_REPORT message has been successfully delivered (e.g., TCP ACK has been received for the MATCH_REPORT message)

If the validity timer T5070 associated with the Discovery Response Filter which resulted in a match event has not expired, the UE shall retransmit the MATCH_REPORT message.

NOTE: The timer to trigger retransmission and the maximum number of allowed retransmissions are UE implementation specific.

6.2.11 Direct discovery update procedure for open discovery

6.2.11.1 General

The direct discovery update procedure is used to update or revoke a previously allocated ProSe application code, or discovery filter(s) as specified in 3GPP TS 23.304 [2].

6.2.11.2 Direct discovery update procedure initiation

When triggered to revoke a previously allocated ProSe application code for an announcing UE or revoke discovery filter(s) for a monitoring UE, the 5G DDNMF in the HPLMN sends a DISCOVERY_UPDATE_REQUEST message to the UE with:

- a) a new DDNMF transaction ID not used in any other direct discovery procedures in PC3a interface; and
- b) the discovery entry ID set to the discovery entry ID of the corresponding discovery entry that contains the ProSe application code or the discovery filter(s) to be revoked.

When triggered to update a previously allocated ProSe application code for an announcing UE, the 5G DDNMF in the HPLMN shall allocate a new ProSe application code for the ProSe application ID with a new validity timer T5060,

associate the discovery entry with the new ProSe application code and restart timer T5061. Then the 5G DDNMF sends a DISCOVERY_UPDATE_REQUEST message to the UE with:

- a) a new DDNMF transaction ID not used in any other direct discovery procedures in PC3a interface;
- b) the discovery entry ID set to the discovery entry ID of the corresponding discovery entry that contains the ProSe application code to be updated; and
- c) the Update info containing the ProSe application code set to the new ProSe application code allocated by the 5G DDNMF and a validity timer T5060 set to the T5060 timer value assigned by the 5G DDNMF to the new ProSe application code.

When triggered to update discovery filter(s) for a monitoring UE, the 5G DDNMF in the HPLMN updates the content of discovery filter(s), associate the discovery entry with the updated discovery filter(s) and restart timer T5063 for each filter. The update of discovery filter content includes setting new TTL timer(s) and if necessary, assigning new ProSe application code and ProSe application mask(s). Then the 5G DDNMF shall send a DISCOVERY_UPDATE_REQUEST message to the UE with:

- a) a new DDNMF transaction ID not used in any other direct discovery procedures in PC3a interface;
- b) the discovery entry ID set to the discovery entry ID of the corresponding discovery entry that contains the discovery filter(s) to be updated; and
- c) the Update info containing the discovery filter(s) set to the new discovery filter(s) allocated by the 5G DDNMF.

NOTE 1: The 5G DDNMF can include one or multiple transactions in one DISCOVERY_UPDATE_REQUEST message for ProSe App Codes or discovery filter(s) contained in different discovery entries and receive corresponding <discovery-update-response> element or <response-reject> element in a DISCOVERY_UPDATE_RESPONSE message for each respective transaction. In the following description of direct discovery update request procedure, only one transaction is included.

Figure 6.2.11.2.1 illustrates the interaction of the UE and the 5G DDNMF in the direct discovery update procedure.

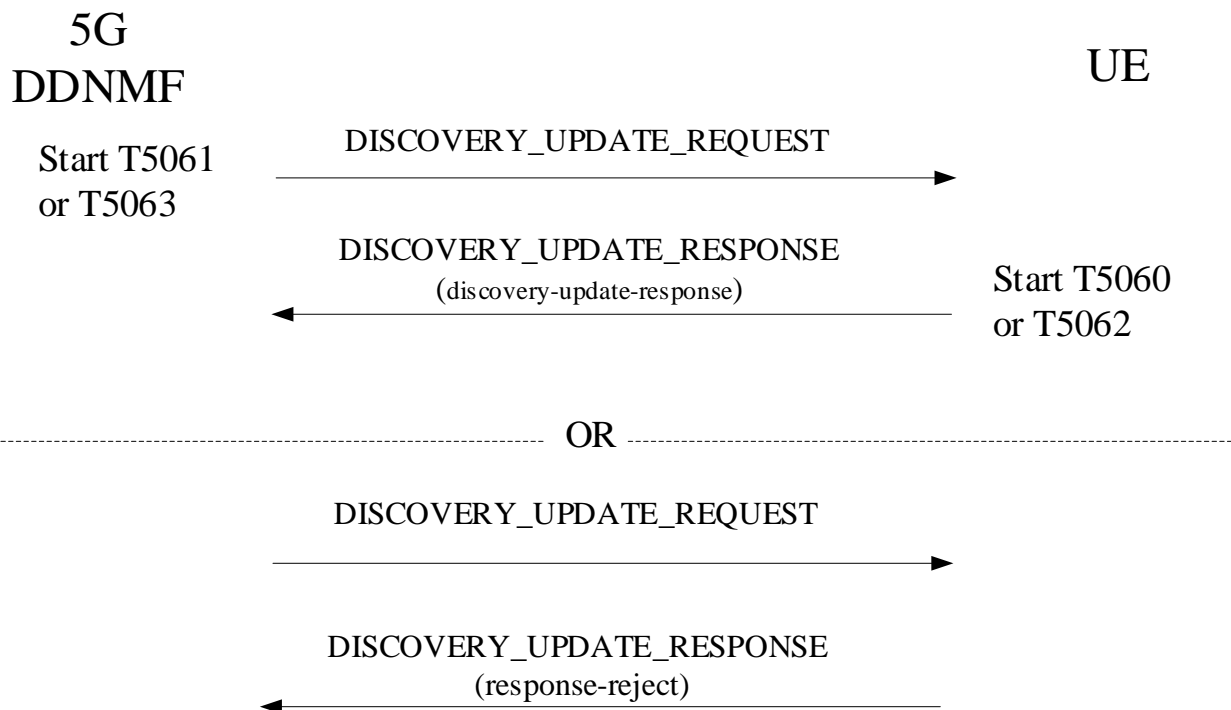


Figure 6.2.11.2.1: Direct discovery update procedure for open discovery

NOTE 2: In the figure 6.2.11.2.1, the timers are started only when the procedure is triggered to update a previously allocated ProSe application code for an announcing UE or update discovery filter(s) for a monitoring UE.

6.2.11.3 Direct discovery update procedure accepted by the UE

Upon receiving a DISCOVERY_UPDATE_REQUEST message, the UE shall check if the discovery entry ID contained in the DISCOVERY_UPDATE_REQUEST message is known. If the discovery entry ID is known, the UE shall proceed with the following direct discovery update procedure.

If the Update info is not included in the DISCOVERY_UPDATE_REQUEST message, the UE shall stop running timers corresponding to the discovery entry and delete the discovery entry corresponding to the discovery entry ID contained in the DISCOVERY_UPDATE_REQUEST message. The UE informs the lower layers to stop announcing or monitoring corresponding to the discovery entry ID contained in the DISCOVERY_UPDATE_REQUEST message.

If the Update info is included in the DISCOVERY_UPDATE_REQUEST message, the UE shall replace the existing ProSe application code or the discovery filter(s) with new ProSe application code or the discovery filter(s) contained in the Update info correspondingly. The announcing UE shall stop the timer T5060, start the validity timer T5060 with the received value for the new ProSe application code and perform open 5G ProSe direct discovery announcing with the new ProSe application code as described in clause 6.2.2.4. The monitoring UE shall stop TTL timer T5062, start TTL timer T5062 with the received value for each new discovery filter(s) and perform open 5G ProSe direct discovery monitoring with each new discovery filter(s) as described in clause 6.2.5.4.

Then the UE shall send a DISCOVERY_UPDATE_RESPONSE message containing a <response-update> element with:

- a) the DDNMF transaction ID set to the value of the DDNMF transaction ID received in the DISCOVERY_UPDATE_REQUEST message; and
- b) the discovery entry ID set to the value of the discovery entry ID received in the DISCOVERY_UPDATE_REQUEST message.

6.2.11.4 Direct discovery update procedure completed by the 5G DDNMF

Upon receiving a DISCOVERY_UPDATE_RESPONSE message, if the DDNMF transaction ID contained in the <response-update> element does not match the value sent by the 5G DDNMF in a DISCOVERY_UPDATE_REQUEST message, the 5G DDNMF shall discard the DISCOVERY_UPDATE_RESPONSE message. Otherwise, the 5G DDNMF shall perform the following procedure.

When the UE is an announcing UE and the radio resources that the UE intends to use are operated by a PLMN other than the HPLMN, the 5G DDNMF shall execute the procedures defined in 3GPP TS 29.555 [9] to inform the 5G DDNMF in VPLMN or local PLMN.

When the UE is a monitoring UE and the ProSe application ID monitored by the UE is PLMN-specific and that PLMN ID indicated by the ProSe application ID is not the same as that of the PLMN to which the 5G DDNMF belongs, the 5G DDNMF executes the procedures defined in 3GPP TS 29.555 [9] to inform the 5G DDNMF in the PLMN indicated by the ProSe application ID.

For each discovery entry ID received in the DISCOVERY_UPDATE_RESPONSE message, if the procedure is to revoke a previously allocated ProSe application code or discovery filter(s), the 5G DDNMF shall delete the discovery entry indicated by the discovery entry ID from the UE's context and release the associated resources.

6.2.11.5 Direct discovery update procedure not accepted by the UE

If the DISCOVERY_UPDATE_REQUEST message cannot be accepted by the UE, the UE sends a DISCOVERY_UPDATE_RESPONSE message containing a <response-reject> element to the 5G DDNMF including an appropriate PC3a control protocol cause value.

If the discovery entry ID contained in the DISCOVERY_UPDATE_REQUEST message is unknown, the UE shall send the DISCOVERY_UPDATE_RESPONSE message containing a <response-reject> element with PC3a control protocol cause value # 10 "Unknown or invalid discovery entry ID".

6.2.11.6 Abnormal cases

6.2.11.6.1 Abnormal cases in the 5G DDNMF

The following abnormal cases can be identified:

- a) Indication from the transport layer of transmission failure of DISCOVERY_UPDATE_REQUEST message (e.g., after TCP retransmission timeout)

The 5G DDNMF shall close the existing secure connection to the UE.

- b) No response from the UE after the DISCOVERY_UPDATE_REQUEST message has been successfully delivered (e.g., TCP ACK has been received for the DISCOVERY_UPDATE_REQUEST message)

The 5G DDNMF shall retransmit the DISCOVERY_UPDATE_REQUEST message.

NOTE: The timer to trigger retransmission and the maximum number of allowed retransmissions are 5G DDNMF implementation specific.

6.2.11.6.2 Abnormal cases in the UE

The following abnormal cases can be identified:

- a) Indication from the lower layer of transmission failure of DISCOVERY_UPDATE_RESPONSE message.

After receiving an indication from lower layer that the DISCOVERY_UPDATE_RESPONSE message has not been successfully acknowledged (e.g., TCP ACK is not received), the UE shall abort the procedure.

6.2.12 Direct discovery update procedure for restricted discovery

6.2.12.1 General

The discovery update procedure is used to update the discovery filters and/or allocate a new ProSe restricted code as defined in 3GPP TS 23.304 [2]. The 5G DDNMF can at any time update/ revoke a previously allocated ProSe restricted code, or discovery filters.

6.2.12.2 Revocation of restricted discovery filters

6.2.12.2.1 Restricted discovery filters revocation procedure initiation

The 5G DDNMF in the HPLMN shall initiate the restricted discovery filters revocation procedure by sending the DISCOVERY_UPDATE_REQUEST to the UE with:

- a) a new DDNMF transaction ID not used in any other direct discovery procedures in PC3a interface;
- b) the discovery entry ID set to the discovery entry ID of the corresponding discovery entry that contains the restricted discovery filter to be revoked; and
- c) optionally update info containing the restricted discovery filters that replace the existing ones, if the 5G DDNMF decides to remove only certain filter(s) and not others.

NOTE: The 5G DDNMF can include one or multiple transactions in one DISCOVERY_UPDATE_REQUEST message for different Restricted discovery filters and receive corresponding <response-update> element or <response-reject> element in a DISCOVERY_UPDATE_RESPONSE message for each respective transaction. In the following description of the network initiated direct discovery update request procedure, only one transaction is included.

Figure 6.2.12.2.1 illustrates the interaction of the UE and the 5G DDNMF in the restricted discovery filters revocation procedure.

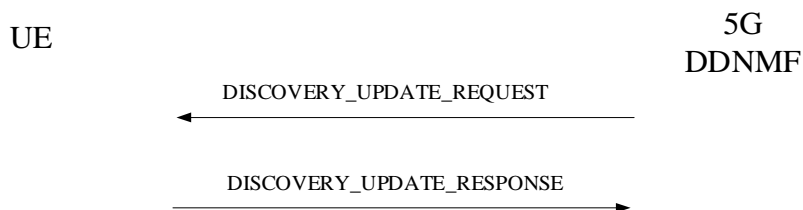


Figure 6.2.12.2.1.1: Restricted discovery filters revocation procedure

6.2.12.2.2 Restricted discovery filters revocation procedure accepted by the UE

Upon receiving a DISCOVERY_UPDATE_REQUEST message, the UE shall check if the discovery entry ID contained in the DISCOVERY_UPDATE_REQUEST message is valid. If the discovery entry ID is valid, the UE shall proceed with the following direct discovery update procedure.

The UE shall remove all the restricted discovery filters corresponding to the discovery entry ID if the Update info is not included in the DISCOVERY_UPDATE_REQUEST message or shall remove the old restricted discovery filters and store the restricted discovery filter included in the Update info in the DISCOVERY_UPDATE_REQUEST message. Then the UE shall send a DISCOVERY_UPDATE_RESPONSE message to the 5G DDNMF with the <response-update> element which contains:

- a) the DDNMF transaction ID set to the value of the DDNMF transaction ID received in the DISCOVERY_UPDATE_REQUEST message; and
- b) discovery entry ID set to the value of the discovery entry ID received in the DISCOVERY_UPDATE_REQUEST message.

6.2.12.2.3 Restricted discovery filters revocation procedure completion by the 5G DDNMF

Upon receipt of the DISCOVERY_UPDATE_RESPONSE message by the 5G DDNMF, if the DDNMF transaction ID contained in the <response-update> element does not match the value sent by the 5G DDNMF in a DISCOVERY_UPDATE_REQUEST message, the 5G DDNMF shall discard the DISCOVERY_UPDATE_RESPONSE message. Upon receipt of the DISCOVERY_UPDATE_RESPONSE message by the 5G DDNMF, if the DDNMF transaction ID contained in the <response-update> element matches the value sent by the 5G DDNMF in a DISCOVERY_UPDATE_REQUEST message, the restricted discovery filters revocation procedure is complete.

6.2.12.2.4 Restricted discovery filters revocation procedure not accepted by the UE

If the DISCOVERY_UPDATE_REQUEST message cannot be accepted by the UE, the UE sends a DISCOVERY_UPDATE_RESPONSE message containing a <response-reject> element to the 5G DDNMF including an appropriate PC3a control protocol cause value.

If the discovery entry ID contained in the DISCOVERY_UPDATE_REQUEST message is not found in the UE context, the UE shall send a DISCOVERY_UPDATE_RESPONSE message containing a <response-reject> element with PC3 control protocol cause value #10 "Unknown or Invalid discovery entry ID".

6.2.12.2.5 Abnormal cases

6.2.12.2.5.1 Abnormal cases in the 5G DDNMF

The following abnormal cases can be identified:

- a) Indication from the transport layer of transmission failure of DISCOVERY_UPDATE_REQUEST message (e.g., after TCP retransmission timeout)

The 5G DDNMF shall close the existing secure connection to the UE.

- b) No response from the UE after the DISCOVERY_UPDATE_REQUEST message has been successfully delivered (e.g., TCP ACK has been received for the DISCOVERY_UPDATE_REQUEST message)

The 5G DDNMF shall retransmit the DISCOVERY_UPDATE_REQUEST message.

NOTE: The timer to trigger retransmission and the maximum number of allowed retransmissions are 5G DDNMF implementation specific.

6.2.12.2.5.2 Abnormal cases in the UE

The following abnormal cases can be identified:

- a) Indication from the lower layer of transmission failure of DISCOVERY_UPDATE_RESPONSE message.

After receiving an indication from lower layer that the DISCOVERY_UPDATE_RESPONSE message has not been successfully acknowledged (e.g., TCP ACK is not received), the UE shall abort the procedure.

6.2.12.3 Allocation of new ProSe restricted code

6.2.12.3.1 New ProSe restricted code allocation procedure initiation

The 5G DDNMF in the HPLMN shall initiate the ProSe restricted code allocation procedure by sending the DISCOVERY_UPDATE_REQUEST to the UE with:

- a new DDNMF transaction ID not used in any other direct discovery procedures in PC3a interface;
- the discovery entry ID set to the discovery entry ID of the corresponding discovery entry that contains the ProSe restricted code to be replaced; and
- update info containing the ProSe restricted code set to the ProSe restricted code to be replaced and a validity timer T5062 set to the T5062 timer value assigned by the 5G DDNMF to the ProSe restricted code.

Figure 6.2.12.3.1.1 illustrates the interaction of the UE and the 5G DDNMF in the ProSe restricted code allocation procedure.

NOTE: The 5G DDNMF can include one or multiple transactions in one DISCOVERY_UPDATE_REQUEST message for different ProSe restricted codes and receive corresponding <response-update> element or <response-reject> element in a DISCOVERY_UPDATE_RESPONSE message for each respective transaction. In the following description of the network initiated direct discovery update request procedure, only one transaction is included.

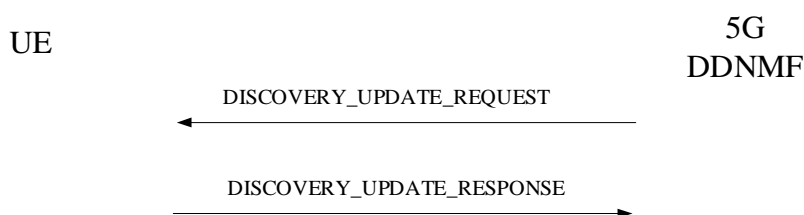


Figure 6.2.12.3.1.1: New ProSe restricted code allocation procedure

6.2.12.3.2 ProSe restricted code allocation procedure accepted by the UE

Upon receiving a DISCOVERY_UPDATE_REQUEST message, the UE shall check if the discovery entry ID contained in the DISCOVERY_UPDATE_REQUEST message is valid. If the discovery entry ID is valid, the UE shall proceed with the following direct discovery update procedure.

The UE shall replace the ProSe restricted code corresponding to the discovery entry ID included in the DISCOVERY_UPDATE_REQUEST message. The UE shall stop the validity timer T5062 if running and start the

validity timer T5062 with the received value. Then the UE shall send a DISCOVERY_UPDATE_RESPONSE message to the 5G DDNMF with the <response-update> element which contains:

- a) the DDNMF transaction ID set to the value of the DDNMF transaction ID received in the DISCOVERY_UPDATE_REQUEST message; and
- b) discovery entry ID set to the value of the discovery entry ID received in the DISCOVERY_UPDATE_REQUEST message.

6.2.12.3.3 ProSe restricted code allocation procedure completion by the 5G DDNMF

Upon receipt of the DISCOVERY_UPDATE_RESPONSE message by the 5G DDNMF, if the DDNMF transaction ID contained in the <response-update> element does not match the value sent by the 5G DDNMF in a DISCOVERY_UPDATE_REQUEST message, the 5G DDNMF shall discard the DISCOVERY_UPDATE_RESPONSE message. Upon receipt of the DISCOVERY_UPDATE_RESPONSE message by the 5G DDNMF, if the DDNMF transaction ID contained in the <response-update> element matches the value sent by the 5G DDNMF in a DISCOVERY_UPDATE_REQUEST message, the ProSe restricted code allocation procedure is complete.

6.2.12.3.4 ProSe restricted code allocation procedure not accepted by the UE

If the DISCOVERY_UPDATE_REQUEST message cannot be accepted by the UE, the UE sends a DISCOVERY_UPDATE_RESPONSE message containing a <response-reject> element to the 5G DDNMF including an appropriate PC3a control protocol cause value.

If the discovery entry ID contained in the DISCOVERY_UPDATE_REQUEST message is not found in the UE context, the UE shall send a DISCOVERY_UPDATE_RESPONSE message containing a <response-reject> element with PC3a control protocol cause value #10 "Unknown or invalid discovery entry ID".

6.2.12.3.5 Abnormal cases

6.2.12.3.5.1 Abnormal cases in the 5G DDNMF

The following abnormal cases can be identified:

- a) Indication from the transport layer of transmission failure of DISCOVERY_UPDATE_REQUEST message (e.g., after TCP retransmission timeout)

The 5G DDNMF shall close the existing secure connection to the UE.

- b) No response from the UE after the DISCOVERY_UPDATE_REQUEST message has been successfully delivered (e.g., TCP ACK has been received for the DISCOVERY_UPDATE_REQUEST message)

The 5G DDNMF shall retransmit the DISCOVERY_UPDATE_REQUEST message.

NOTE: The timer to trigger retransmission and the maximum number of allowed retransmissions are 5G DDNMF implementation specific.

6.2.12.3.5.2 Abnormal cases in the UE

The following abnormal cases can be identified:

- a) Indication from the lower layer of transmission failure of DISCOVERY_UPDATE_RESPONSE message.

After receiving an indication from lower layer that the DISCOVERY_UPDATE_RESPONSE message has not been successfully acknowledged (e.g., TCP ACK is not received), the UE shall abort the procedure.

6.2.13 Announcing alert procedure

6.2.13.1 General

The purpose of the announcing alert procedure is for the 5G DDNMF in HPLMN to send to the announcing UE the ProSe restricted code generated in the announce request procedure for restricted 5G ProSe direct discovery model A as specified in clause 6.2.3.

Before initiating the announcing alert procedure, the 5G DDNMF shall determine whether the announcing UE and the monitoring UE are close enough to trigger the announcing alert procedure.

The announcing UE includes the ProSe restricted code in a PROSE PC5 DISCOVERY message and passes the PROSE PC5 DISCOVERY message to the lower layers for transmission over the PC5 interface in the registered PLMN or local PLMN as a result of a successful announcing alert procedure.

6.2.13.2 Announcing alert procedure initiation

If the UE has initiated an announce request procedure for restricted 5G ProSe direct discovery model A before as specified in clause 6.2.3 and the on demand announcing enabled indicator associated with the RPAUID in the announcing UE context is set to 1, the 5G DDNMF shall initiate an announcing alert procedure:

- a) when the 5G DDNMF receives a pair of target PDUID - target RPAUID from the ProSe application server as described in 3GPP TS 29.503 [10], the target RPAUID is the same as the RPAUID stored in the announcing UE context and 5G DDNMF determines the monitoring UE is in the vicinity of the announcing UE; or
- b) when the 5G DDNMF receives a pair of target PDUID - target RPAUID from other 5G DDNMF as described in 3GPP TS 29.555 [9], the target RPAUID is the same as the RPAUID stored in the announcing UE context and the 5G DDNMF determines the monitoring UE is in the vicinity of the announcing UE.

NOTE: How the 5G DDNMF in the HPLMN determines whether the announcing UE and the monitoring UE are close enough to trigger the announcing alert procedure is left to the implementation of 5G DDNMF.

The 5G DDNMF shall initiate the announcing alert procedure by sending an ANNOUNCING_ALERT_REQUEST message with:

- a) a new DDNMF transaction ID;
- b) the RPAUID set to the Target RPAUID received from ProSe application server as specified in 3GPP TS 29.503 [10] or from other 5G DDNMF as specified in 3GPP TS 29.555 [9];
- c) the ProSe restricted code set to the ProSe restricted code or the ProSe restricted code prefix. If restricted Direct Discovery with application-controlled extension was requested by the announcing UE, the ANNOUNCING_ALERT_REQUEST message also contains one or more ProSe restricted code suffix Ranges which contain the suffix(es) for the RPAUID retrieved from the announcing UE context; and
- d) the discovery entry ID set to the identifier associated with the corresponding discovery entry in the UE's context.

Figure 6.2.13.2.1 illustrates the interaction of the 5G DDNMF and the UE in the Announce Alert procedure.

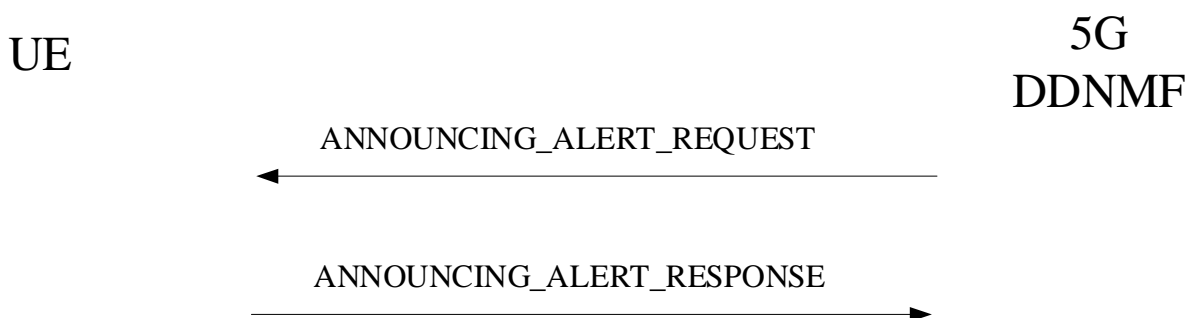


Figure 6.2.13.2.1: Announcing alert procedure

6.2.13.3 Announcing alert procedure accepted by the UE

Upon receipt of the ANNOUNCING_ALERT_REQUEST message, the UE shall check whether there is an existing discovery entry identified by the discovery entry ID included in the ANNOUNCING_ALERT_REQUEST message. If the discovery entry exists in the UE, the UE shall send an ANNOUNCING_ALERT_RESPONSE message to the 5G DDNMF with a DDNMF transaction ID set to the value of the DDNMF transaction ID received in the ANNOUNCING_ALERT_REQUEST message.

Then, the UE may perform restricted 5G ProSe direct discovery model A announcing as described below.

The UE requests the parameters from the lower layers for restricted 5G ProSe direct discovery model A announcing (see 3GPP TS 38.331 [13]). The UE shall perform restricted 5G ProSe direct discovery model A announcing only if the lower layers indicate that ProSe direct discovery is supported by the network. If the UE in 5GMM-IDLE mode has to request resources for ProSe direct discovery announcing as specified in 3GPP TS 38.331 [13], the UE shall perform a service request procedure or registration procedure as specified in 3GPP TS 24.501 [11]. The UE shall obtain the UTC time for the next discovery transmission opportunity for ProSe direct discovery from the lower layers.

If a valid UTC time is obtained, the UE shall generate the UTC-based counter corresponding to this UTC time as specified in clause 11.2.5. If the resulting UTC-based counter is within Max Offset of the time shown by the clock used for ProSe by the UE, the UE shall use the UTC-based counter and the DUIK contained in the <restricted-announce-response> element of the DISCOVERY_RESPONSE message to compute the MIC field for the PROSE PC5 DISCOVERY message as described in 3GPP TS 33.503 [34].

The UE shall either use the ProSe restricted code received in the ANNOUNCING_ALERT_REQUEST message, or select one ProSe restricted code based on the ProSe restricted code prefix and ProSe restricted code suffix Range(s) received in the ANNOUNCING_ALERT_REQUEST message as announced ProSe restricted code, along with the MIC and the eight least significant bits of the UTC-based counter, in order to construct a PROSE PC5 DISCOVERY message, according to the format defined in clause 10.2.5.

NOTE: The UE can use different codes formed based on different ProSe restricted code suffixes to announce, without having to send a new DISCOVERY_REQUEST message to the 5G DDNMF, as long as the validity timer T5062 of the ProSe restricted code prefix has not expired.

The UE then passes the PROSE PC5 DISCOVERY message to the lower layers for transmission if:

- a) the UE is currently authorized to perform restricted 5G ProSe direct discovery model A announcing in the registered PLMN or the local PLMN operating the radio resources that the UE intends to use;
- b) the validity timer T5062 for the corresponding discovery entry allocated ProSe restricted code or ProSe restricted code prefix has not expired; and
- c) a request from upper layers to announce the RPAUID associated with both the ProSe restricted code or ProSe restricted code prefix and the authorized ProSe identifier, is still in place.

The UE shall ensure that it keeps on passing PROSE PC5 DISCOVERY messages to the lower layers for transmission until the validity timer T5062 of the ProSe restricted code or ProSe restricted code prefix expires. How this is achieved is left up to UE implementation.

During the announcing operation, if one of the above conditions is no longer met, the UE may instruct the lower layers to stop announcing. When the UE stops announcing, if the lower layers indicate that the UE is required to send a discovery indication to the NG-RAN and the UE is in 5GMM-CONNECTED mode, the UE shall trigger the corresponding procedure in lower layers as specified in 3GPP TS 38.331 [13].

6.2.13.4 Announcing alert procedure completion by the 5G DDNMF

Upon receipt of the ANNOUNCING_ALERT_RESPONSE message with a DDNMF transaction ID set to the value of the DDNMF transaction ID included in the ANNOUNCING_ALERT_REQUEST message, the 5G DDNMF will set the associated on demand announcing enabled indicator to 0. Then the announcing alert procedure is successfully completed.

6.2.13.5 Announcing alert procedure not accepted by the UE

If the ANNOUNCING_ALERT_REQUEST message cannot be accepted by the UE, the UE sends an ANNOUNCING_ALERT_RESPONSE message containing a <response-reject> element to the 5G DDNMF including an appropriate PC3a control protocol cause value.

If the discovery entry ID contained in the ANNOUNCING_ALERT_REQUEST message is unknown, the UE shall send the ANNOUNCING_ALERT_RESPONSE message containing a <response-reject> element with PC3a control protocol cause value #10"Unknown or invalid discovery entry ID".

6.2.13.6 Abnormal cases

6.2.13.6.1 Abnormal cases in the 5G DDNMF

The following abnormal cases can be identified:

- a) Indication from the transport layer of transmission failure of ANNOUNCING_ALERT_REQUEST message (e.g., after TCP retransmission timeout)

The 5G DDNMF shall close the existing secure connection to the UE.

- b) No response from the UE after the ANNOUNCING_ALERT_REQUEST message has been successfully delivered (e.g., TCP ACK has been received for the ANNOUNCING_ALERT_REQUEST message)

The 5G DDNMF shall retransmit the ANNOUNCING_ALERT_REQUEST message.

NOTE: The timer to trigger retransmission and the maximum number of allowed retransmissions are 5G DDNMF implementation specific.

6.2.13.6.2 Abnormal cases in the UE

The following abnormal cases can be identified:

- a) Indication from the lower layer of transmission failure of ANNOUNCING_ALERT_RESPONSE message.

After receiving an indication from lower layer that the ANNOUNCING_ALERT_RESPONSE message has not been successfully acknowledged (e.g., TCP ACK is not received), the UE shall abort the procedure.

6.2.14 5G ProSe direct discovery procedure over PC5 interface

6.2.14.1 General

This clause describes the procedures for 5G ProSe direct discovery procedure over PC5 interface. The purpose of the 5G ProSe direct discovery procedure over PC5 interface is to enable a ProSe-enabled UE to detect and identify another ProSe-enabled UE over PC5 interface.

To perform 5G ProSe direct discovery procedure over PC5 interface, the UE is configured with the related information as described in clause 5.2.3 and the UE interacts with 5G DDNMF as specified in clause 6.2 when it is in coverage to obtain the related parameters (e.g. ProSe application code, ProSe restricted code). If a UE cannot derive any of the necessary configurations (e.g. default destination layer-2 ID for initial discovery signalling) according to the mapping rules for the ProSe identifier of a ProSe service (see 3GPP TS 24.555 [17]), then the UE is not allowed to perform any operation as specified in clause 6.2.14 for the ProSe service.

The following models for 5G ProSe direct discovery procedure over PC5 interface as specified in 3GPP TS 23.304 [2] are supported:

- a) Model A uses a single discovery protocol message (Announcement); and
- b) Model B uses two discovery protocol messages (Solicitation and Response).

NOTE: If the UE is authorized to perform both 5G ProSe direct discovery Model A and 5G ProSe direct discovery Model B, it is up to UE implementation to select which model to perform or perform both models simultaneously.

The UE may use the PC5 DRX mechanism to perform 5G ProSe direct discovery over PC5 interface when the UE is not served by NG-RAN as specified in clause 5.2.3.

The following procedures are defined for 5G ProSe direct discovery procedure over PC5 interface:

- a) 5G ProSe direct discovery procedure over PC5 interface with Model A:
 - 1) Announcing UE procedure for 5G ProSe direct discovery initiation;
 - 2) Announcing UE procedure for 5G ProSe direct discovery completion;
 - 3) Monitoring UE procedure for 5G ProSe direct discovery initiation; and
 - 4) Monitoring UE procedure for 5G ProSe direct discovery completion; and
- b) 5G ProSe direct discovery procedure over PC5 interface with Model B:
 - 1) Discoverer UE procedure for 5G ProSe direct discovery initiation;
 - 2) Discoverer UE procedure for 5G ProSe direct discovery completion;
 - 3) Discoveree UE procedure for 5G ProSe direct discovery initiation; and
 - 4) Discoveree UE procedure for 5G ProSe direct discovery completion.

6.2.14.2 Procedures

6.2.14.2.1 5G ProSe direct discovery procedure over PC5 interface with model A

6.2.14.2.1.1 General

In this procedure, the UE sending the PROSE PC5 DISCOVERY message is called the "announcing UE" and the "monitoring UE" is the UE that triggers the lower layer to start monitoring for PROSE PC5 DISCOVERY message.

6.2.14.2.1.2 Announcing UE procedure for 5G ProSe direct discovery initiation

The UE is authorised to perform the announcing UE procedure for 5G ProSe direct discovery if:

- a) the UE is not served by NG-RAN, is authorised to perform 5G ProSe direct discovery using announcing procedure when the UE is not served by NG-RAN and is configured with the radio parameters to be used for 5G ProSe direct discovery when not served by NG-RAN;
- b) the UE is served by NG-RAN and is authorised to perform 5G ProSe direct discovery using announcing in the PLMN indicated by the serving cell; or
- c) the UE is:
 - 1) in 5GMM-IDLE mode, in limited service state as specified in 3GPP TS 23.122 [14] and the reason for the UE being in limited service state is one of the following:
 - i) the UE is unable to find a suitable cell in the selected PLMN as specified in 3GPP TS 38.304 [15];
 - ii) the UE received a REGISTRATION REJECT message or a SERVICE REJECT message with the 5GMM cause #11 "PLMN not allowed" as specified in 3GPP TS 24.501 [11]; or
 - iii) the UE received a REGISTRATION REJECT message or a SERVICE REJECT message with the 5GMM cause #7 "5GS services not allowed" as specified in 3GPP TS 24.501 [11]; and
 - 2) authorised to perform 5G ProSe direct discovery using announcing when the UE is not served by NG-RAN; and:
 - i) configured with the radio parameters to be used for 5G ProSe direct discovery when not served by NG-RAN; or

- ii) the lower layers indicate that the UE does not need to request resources for 5G ProSe direct discovery procedure.

NOTE 1: When the lower layers indicate that the UE does not need to request resources for 5G ProSe direct discovery procedure, the serving cell broadcasts a common radio resources pool for ProSe discovery transmission and the UE can use this common radio resources pool while in limited service state.

otherwise, the UE is not authorised to perform the announcing UE procedure for 5G ProSe direct discovery.

Figure 6.2.14.2.1.2.1 illustrates the interaction of the UEs in the announcing UE procedure for 5G ProSe direct discovery.

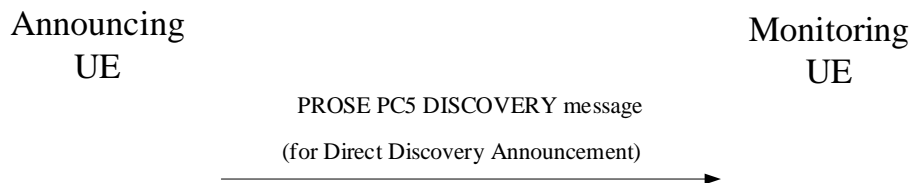


Figure 6.2.14.2.1.2.1: Announcing UE procedure for 5G ProSe direct discovery

When the UE is triggered by an upper layer application to perform announcing UE procedure for 5G ProSe direct discovery announcing procedure, if the UE is authorised to perform the announcing UE procedure for 5G ProSe direct discovery, then the UE:

- a) if the UE is served by NG-RAN and the UE in 5GMM-IDLE mode needs to request resources for sending PROSE PC5 DISCOVERY messages as specified in 3GPP TS 38.331 [13], shall perform a service request procedure as specified in 3GPP TS 24.501 [11];
- b) shall obtain a valid UTC time for the discovery transmission from the lower layers and generate the UTC-based counter corresponding to this UTC time;
- c) shall generate a PROSE PC5 DISCOVERY message for 5G ProSe direct discovery announcement if the resulting UTC-based counter is within the max offset of the time shown by the clock used for ProSe by the UE and if the timer T5060 or T5062 does not expire. In the PROSE PC5 DISCOVERY message for direct discovery announcement, the UE:
 - 1) shall set the ProSe direct discovery PC5 message type parameter as specified in table 10.2.1.1 or table 10.2.1.2;
 - 2) shall include either ProSe application code or ProSe restricted code;
 - 3) shall include the MIC field computed as described in 3GPP TS 33.503 [34], by using the UTC-based counter and the discovery key contained in the <response-announce> element of the DISCOVERY_RESPONSE message for open 5G ProSe direct discovery, or using the UTC-based counter and the DUIK contained in the <restricted-announce-response> element of the DISCOVERY_RESPONSE message for restricted 5G ProSe direct discovery model A;
 - 4) may include the Metadata IE to provide the application layer metadata information; and
 - 5) shall set the UTC-based counter LSB parameter to the 4 least significant bits of the UTC-based counter;
- d) shall apply the DUIK, DUSK, or DUCK with the associated Encrypted Bitmask, along with the UTC-based counter to the PROSE PC5 DISCOVERY message for whichever security mechanism(s) configured to be applied, e.g., integrity protection, message scrambling or confidentiality protection of one or more above parameters, as specified in 3GPP TS 33.503[34], for restricted 5G ProSe direct discovery;
- e) shall set the destination layer-2 ID to the default destination layer-2 ID as specified in clause 5.2.3 and self-assign a source layer-2 ID for sending the direct discovery announcement; and

NOTE 2: The UE implementation ensures that the value of the self-assigned source layer-2 ID is different from any other self-assigned source layer-2 ID(s) in use for 5G ProSe direct communication as specified in clause 7.2, is different from any other provisioned destination layer-2 ID(s) as specified in clause 5.2 and is different from any other self-assigned source layer-2 ID in use for a simultaneous 5G ProSe direct discovery procedure over PC5 with a different discovery model as specified in clause 6.2.14.2.2.2, clause 6.2.15.2.2.2 and clause 8.2.1.3.1.2.

- f) shall pass the resulting PROSE PC5 DISCOVERY message along with the source layer-2 ID and destination layer-2 ID for direct discovery announcement and an indication that the message is for 5G ProSe direct discovery to the lower layers for transmission over the PC5 interface.

In case of open 5G ProSe direct discovery, the UE shall either use the ProSe application code received in the DISCOVERY_RESPONSE message from the 5G DDNMF, or select one ProSe application code based on the ProSe application code prefix and ProSe application code suffix range(s) received in the DISCOVERY_RESPONSE message from the 5G DDNMF as announced ProSe application code, along with the MIC and the four least significant bits of the UTC-based counter.

NOTE 2: The UE can use different codes formed based on different ProSe application code suffixes to announce, without having to send a new request to the 5G DDNMF, as long as the validity timer T5060 of the ProSe application code prefix has not expired.

In case of restricted 5G ProSe direct discovery model A, the UE shall either use the ProSe restricted code received in the DISCOVERY_RESPONSE message, or select one ProSe restricted code based on the ProSe restricted code prefix and ProSe restricted code suffix range(s) received in the DISCOVERY_RESPONSE message from the 5G DDNMF as announced ProSe restricted code, along with the 4 least significant bits of the UTC-based counter.

NOTE 3: The UE can use different codes formed based on different ProSe restricted code suffixes to announce, without having to send a new DISCOVERY_REQUEST message to the 5G DDNMF, as long as the validity timer T5062 of the ProSe restricted code prefix has not expired.

The announcing UE shall ensure that it keeps on passing the same PROSE PC5 DISCOVERY message to the lower layers for transmission until the request from upper layers to perform announcing UE procedure for 5G ProSe direct discovery is still in place, or the validity timer of the ProSe application code or ProSe application code prefix in case of open 5G ProSe direct discovery or the validity timer of the ProSe restricted code or ProSe restricted code prefix in case of restricted 5G ProSe direct discovery expires. How this is achieved is left up to UE implementation.

NOTE 4: The announcing UE can stop announcing UE procedure for 5G ProSe direct discovery for power saving by implementation specific means e.g. an implementation-specific maximum number of 5G ProSe direct links configured in the UE, or an implementation-specific timer expires.

6.2.14.2.1.3 Announcing UE procedure for 5G ProSe direct discovery completion

When the request from upper layers to perform announcing UE procedure for 5G ProSe direct discovery is not in place, or the validity timer of the ProSe application code or ProSe application code prefix in case of open 5G ProSe direct discovery or the validity timer of the ProSe restricted code or ProSe restricted code prefix in case of restricted 5G ProSe direct discovery expires, the UE may instruct the lower layers to stop announcing.

NOTE: The announcing UE can stop announcing UE procedure for 5G ProSe direct discovery for power saving by implementation specific means e.g. an implementation-specific maximum number of 5G ProSe direct links configured in the UE, or an implementation-specific timer expires.

When the UE stops announcing, if the UE is in 5GMM-CONNECTED mode, the UE shall trigger the corresponding procedure in lower layers as specified in 3GPP TS 38.331 [13].

6.2.14.2.1.4 Monitoring UE procedure for 5G ProSe direct discovery initiation

The UE is authorised to perform the monitoring UE procedure for 5G ProSe direct discovery if:

- a) the UE is not served by NG-RAN, is authorised to perform 5G ProSe direct discovery using monitoring when the UE is not served by NG-RAN and is configured with the radio parameters to be used for 5G ProSe direct discovery when not served by NG-RAN;
- b) the UE is served by NG-RAN and is authorised to perform 5G ProSe direct discovery monitoring in at least one PLMN; or

c) the UE is:

- 1) in 5GMM-IDLE mode, in limited service state as specified in 3GPP TS 23.122 [14] and the reason for the UE being in limited service state is one of the following:
 - i) the UE is unable to find a suitable cell in the selected PLMN as specified in 3GPP TS 38.304 [15];
 - ii) the UE received a REGISTRATION REJECT message or a SERVICE REJECT message with the 5GMM cause #11 "PLMN not allowed" as specified in 3GPP TS 24.501 [11]; or
 - iii) the UE received a REGISTRATION REJECT message or a SERVICE REJECT message with the 5GMM cause #7 "5GS services not allowed" as specified in 3GPP TS 24.501 [11]; and
- 2) authorised to perform 5G ProSe direct discovery using monitoring when the UE is not served by NG-RAN; and:
 - i) configured with the radio parameters to be used for 5G ProSe direct discovery when not served by NG-RAN; or
 - ii) the lower layers indicate that the UE does not need to request resources for 5G ProSe direct discovery procedure.

NOTE 1: When the lower layers indicate that the UE does not need to request resources for 5G ProSe direct discovery procedure, the serving cell broadcasts a common radio resources pool for ProSe discovery transmission and the UE can use this common radio resources pool while in limited service state.

otherwise, the UE is not authorised to perform the monitoring UE procedure for 5G ProSe direct discovery procedure.

Figure 6.2.14.2.1.4.1 illustrates the interaction of the UEs in the monitoring UE procedure for 5G ProSe direct discovery procedure.

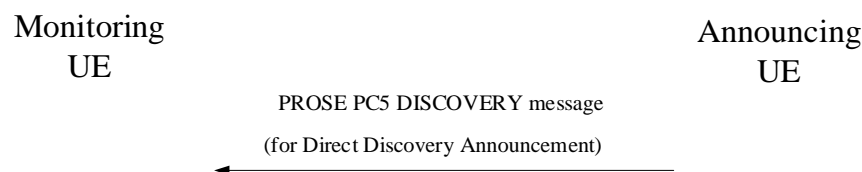


Figure 6.2.14.2.1.4.1: Monitoring UE procedure for 5G ProSe direct discovery

When the UE is triggered by an upper layer application to perform monitoring UE procedure for 5G ProSe direct discovery for a ProSe application code or ProSe restricted code; and:

- a) if the UE is authorised to perform the monitoring UE procedure for 5G ProSe direct discovery;
- b) if the difference between UTC-based counter associated with that discovery slot and UE's ProSe clock is not greater than the max offset of the monitoring UE's ProSe clock; and
- c) if the timer T5060 or T5062 does not expire;

then the UE shall instruct the lower layers to start monitoring for PROSE PC5 DISCOVERY message.

In the case of restricted 5G ProSe direct discovery, upon reception of a PROSE PC5 DISCOVERY message for 5G ProSe direct discovery announcement for the destination layer-2 ID to be monitored, the UE shall use the associated DUSK, if received from the 5G DDNMF and the UTC-based counter obtained during the monitoring operation to unscramble the PROSE PC5 DISCOVERY message as described in 3GPP TS 33.503 [34]. Then, if a DUCK is received from the 5G DDNMF, the UE shall use the DUCK and the UTC-based counter to decrypt the configured message-specific confidentiality-protected portion, as described in 3GPP TS 33.503 [34]. Finally, if a DUIK is received from the 5G DDNMF, the UE shall use the DUIK and UTC-based counter to verify the MIC field in the unscrambled PROSE PC5 DISCOVERY message for 5G ProSe direct discovery announcement.

NOTE 2: The use of an erroneous UTC-based counter for processing received PROSE PC5 DISCOVERY messages at the ProSe-enabled UE can cause MIC check failure after DUIK is used for integrity check and malformed contents after DUSK is used for unscrambling or DUCK is used for deciphering. How a ProSe-enabled UE ensures the accuracy of the UTC-based counter is left to UE implementation.

NOTE 3: The UE can determine the received PROSE PC5 DISCOVERY message for 5G ProSe direct discovery announcement is for 5G ProSe direct discovery based on an indication from the lower layer.

In case of open 5G ProSe direct discovery, for a ProSe application ID requested by the monitoring UE, the 5G DDNMF may have assigned one or more discovery filters. If application-controlled extension is used, the UE may further apply additional filtering on the part corresponding to the ProSe application code suffix. The UE should apply all assigned discovery filters to its monitoring operation. Using these discovery filters may result in a match event. The UE shall consider that the ProSe application code it seeks to monitor has been discovered if there is a match event as following:

When, for any of the ProSe application masks in a discovery filter, the output of a bitwise AND operation between the ProSe application code contained in the received PROSE PC5 DISCOVERY message and the ProSe application mask, matches the output of a bitwise AND operation between the ProSe application mask and the ProSe application code contained in the same discovery filter.

NOTE 4: A ProSe application mask with all bits set to "1" is assigned by the 5G DDNMF for full matching.

In case of restricted 5G ProSe direct discovery model A, the UE provides the application level container, which contains the authorized Target RPAUID(s), to the upper layer applications. For each authorized target RPAUID, the 5G DDNMF may have assigned one or more restricted discovery filters. If application-controlled extension is used, the UE may further apply additional filtering on the part corresponding to the ProSe restricted code suffix. The UE should then apply all restricted discovery filters to its monitoring operation. Using these restricted discovery filters may result in a match event. The UE shall consider that the target RPAUID it seeks to monitor has been discovered if there is a match event as follows:

When, for any of the masks in a restricted discovery filter, the output of a bitwise AND operation between the ProSe restricted code contained in the received PROSE PC5 DISCOVERY message and the mask, matches the output of a bitwise AND operation between the mask and the code contained in the same restricted discovery filter.

NOTE 5: In a restricted discovery filter, a mask with all bits set to "1" is assigned by the 5G DDNMF for full matching of a ProSe restricted code.

6.2.14.2.1.5 Monitoring UE procedure for 5G ProSe direct discovery completion

During the monitoring UE procedure for 5G ProSe direct discovery, if the request from upper layers to perform the monitoring UE procedure for 5G ProSe direct discovery is not in place, or if the validity timer of the discovery filter or the validity timer of the Restricted discovery filter expires, the UE may instruct the lower layers to stop monitoring.

When the UE stops monitoring, if the UE is in 5GMM-CONNECTED mode, the UE shall trigger the corresponding procedure in lower layers as specified in 3GPP TS 38.331 [13].

6.2.14.2.2 5G ProSe direct discovery procedure over PC5 interface with model B

6.2.14.2.2.1 General

In this procedure, the UE sending the PROSE PC5 DISCOVERY message is called the "Discoverer UE" and the other UE is called the "Discoveree UE".

6.2.14.2.2.2 Discoverer UE procedure for 5G ProSe direct discovery initiation

The UE is authorised to perform the discoverer UE procedure for 5G ProSe direct discovery if:

- a) the UE is not served by NG-RAN, is authorised to perform 5G ProSe direct discovery discoverer operation when the UE is not served by NG-RAN and is configured with the radio parameters to be used for 5G ProSe direct discovery when not served by NG-RAN;
- b) the UE is served by NG-RAN and is authorised to perform 5G ProSe direct discovery discoverer operation in the PLMN indicated by the serving cell; or
- c) the UE is:
 - 1) in 5GMM-IDLE mode, in limited service state as specified in 3GPP TS 23.122 [14] and the reason for the UE being in limited service state is one of the following:
 - i) the UE is unable to find a suitable cell in the selected PLMN as specified in 3GPP TS 38.304 [15];

- ii) the UE received a REGISTRATION REJECT message or a SERVICE REJECT message with the 5GMM cause #11 "PLMN not allowed" as specified in 3GPP TS 24.501 [11]; or
 - iii) the UE received a REGISTRATION REJECT message or a SERVICE REJECT message with the 5GMM cause #7 "5GS services not allowed" as specified in 3GPP TS 24.501 [11]; and
- 2) authorised to perform 5G ProSe direct discovery discoverer operation when the UE is not served by NG-RAN; and:
- i) configured with the radio parameters to be used for 5G ProSe direct discovery use when not served by NG-RAN; or
 - ii) the lower layers indicate that the UE does not need to request resources for 5G ProSe direct discovery procedure.

NOTE 1: When the lower layers indicate that the UE does not need to request resources for 5G ProSe direct discovery procedure, the serving cell broadcasts a common radio resources pool for ProSe discovery transmission and the UE can use this common radio resources pool while in limited service state.

otherwise, the UE is not authorised to perform the discoverer UE procedure for 5G ProSe direct discovery.

Figure 6.2.14.2.2.1 illustrates the interaction of the UEs in the discoverer UE procedure for 5G ProSe direct discovery.

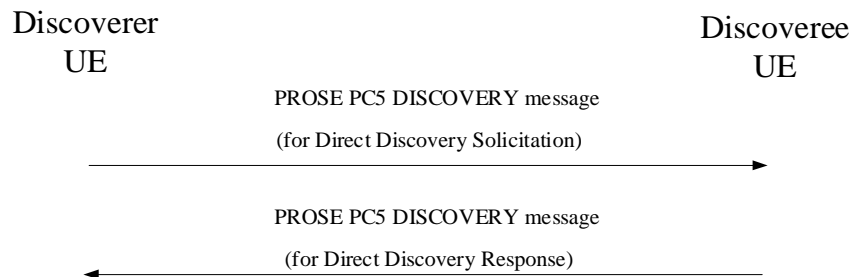


Figure 6.2.14.2.2.1: Discoverer UE procedure for 5G ProSe direct discovery

When the UE is triggered by an upper layer application to query the target RPAUID in restricted discovery Model B, associated with both the ProSe query code and the authorised ProSe identifier; and

- a) if the UE is authorised to perform the discoverer UE procedure for 5G ProSe direct discovery in the registered PLMN or the local PLMN operating the radio resources that the UE intends to use; and
- b) if the validity timer T5070 for the ProSe query code and corresponding ProSe Response Filter(s) has not expired,

then the UE:

- a) if the UE is served by NG-RAN and the UE in 5GMM-IDLE mode needs to request resources for sending PROSE PC5 DISCOVERY messages as specified in 3GPP TS 38.331 [13], shall perform a service request procedure as specified in 3GPP TS 24.501 [11];
- b) shall obtain a valid UTC time for the discovery transmission from the lower layers and generate the UTC-based counter corresponding to this UTC time and if the resulting UTC-based counter is within max offset of the time shown by the clock used for ProSe by the UE, the UE shall for each ProSe query code in this discovery entry, use the ProSe query code to construct a PROSE PC5 DISCOVERY message as below;
- c) shall generate a PROSE PC5 DISCOVERY message for 5G ProSe direct discovery solicitation. In the PROSE PC5 DISCOVERY message for 5G ProSe direct discovery solicitation, the UE:
 - 1) shall set the ProSe direct discovery PC5 message type parameter as specified in table 10.2.1.3;
 - 2) shall include ProSe query code;
 - 3) shall include the MIC field computed as described in 3GPP TS 33.503 [34] by using the UTC-based counter and the DUIK contained in the <restricted-discoverer-response > element of the DISCOVERY_RESPONSE message; and

- 4) shall set the UTC-based counter LSB parameter to the 4 least significant bits of the UTC-based counter;
- d) shall apply the DUIK, DUSK, or DUCK with the associated encrypted bitmask, along with the UTC-based counter to the PROSE PC5 DISCOVERY message for whichever security mechanism(s) configured to be applied, e.g., integrity protection, message scrambling or confidentiality protection of one or more above parameters, as specified in 3GPP TS 33.503 [34];
- e) shall set the destination layer-2 ID to the default destination layer-2 ID as specified in clause 5.2.3 and self-assign a source layer-2 ID for sending the direct discovery announcement; and

NOTE 2: The UE implementation ensures that the value of the self-assigned source layer-2 ID is different from any other self-assigned source layer-2 ID(s) in use for 5G ProSe direct communication as specified in clause 7.2, is different from any other provisioned destination layer-2 ID(s) as specified in clause 5.2 and is different from any other self-assigned source layer-2 ID in use for a simultaneous 5G ProSe direct discovery procedure over PC5 with a different discovery model as specified in clause 6.2.14.2.1.2, clause 6.2.15.2.1.2, clause 8.2.1.2.2.2 and clause 8.2.1.2.4.2.

- f) shall pass the resulting PROSE PC5 DISCOVERY message along with the source layer-2 ID and destination layer-2 ID for 5G ProSe direct discovery solicitation and the PLMN ID of the intended announcing PLMN if available in the discovery entry and an indication that the message is for 5G ProSe direct discovery to the lower layers for transmission over the PC5 interface and shall instruct the lower layer to start monitoring.

The UE shall ensure that it keeps on passing the same PROSE PC5 DISCOVERY message to the lower layers for transmission until the validity timer T5070 of the ProSe query code expires, or until the request from upper layers to query the target RPAUID in restricted discovery Model B, associated with both the ProSe query code and the authorised application identity, is not in place. How this is achieved is left up to UE implementation.

NOTE 3: The discoverer UE can stop discoverer UE procedure for 5G ProSe direct discovery for power saving by implementation specific means e.g. an implementation-specific maximum number of 5G ProSe direct links configured in the UE, or an implementation-specific timer expires.

The UE may apply the discovery response filter(s) received from the 5G DDNMF to its monitoring operation. Using the discovery response filter may result in a match event for the target RPAUID the UE is querying for. There is match event when, for any of the masks in a discovery response filter, the output of a bitwise AND operation between the ProSe response code contained in the received PROSE PC5 DISCOVERY message and the mask, matches the output of a bitwise AND operation between the mask and the code contained in the discovery response filter.

Upon reception of a PROSE PC5 DISCOVERY message for direct discovery response, for the target destination layer-2 ID of the direct discovery to be discovered, the UE shall use the associated DUSK, if received from the 5G DDNMF and the UTC-based counter obtained during the monitoring operation to unscramble the PROSE PC5 DISCOVERY message as described in 3GPP TS 33.503 [34]. Then, if a DUCK is received from the 5G DDNMF, the UE shall use the DUCK and the UTC-based counter to decrypt the configured message-specific confidentiality-protected portion, as described in 3GPP TS 33.503 [34]. Finally, if a DUIK is received from the 5G DDNMF, the UE shall use the DUIK and UTC-based counter to verify the MIC field in the unscrambled PROSE PC5 DISCOVERY message for direct discovery response. If a MIC Check Indicator parameter is included instead, the UE shall use the match report procedure described in clause 6.2.10 to trigger checking of the MIC of the PROSE PC5 DISCOVERY message containing the ProSe response code by the 5G DDNMF.

The UE may notify the upper layer application about the match event of restricted 5G ProSe direct discovery model B with the corresponding target RPAUID and metadata, if the RPAUID and metadata are included in the Subquery result element in the DISCOVERY_RESPONSE message from the 5G DDNMF.

6.2.14.2.2.3 Discoverer UE procedure for 5G ProSe direct discovery completion

During the discoverer operation, if

- a) the validity timer T5070 for the ProSe query code and corresponding ProSe Response Filter(s) has expired; and
- b) the request from upper layers to query the target RPAUID in restricted discovery Model B, associated with both the ProSe query code and the authorised ProSe identifier, is not in place,

NOTE: The discoverer UE can stop discoverer UE procedure for 5G ProSe direct discovery for power saving by implementation specific means e.g. an implementation-specific maximum number of 5G ProSe direct links configured in the UE, or an implementation-specific timer expires.

then the UE may instruct the lower layers to stop the discoverer operation. When the UE stops discoverer operation, if the UE is in 5GMM-CONNECTED mode, the UE shall trigger the corresponding procedure in lower layers as specified in 3GPP TS 38.331 [13].

6.2.14.2.2.4 Discoverer UE procedure for 5G ProSe direct discovery initiation

The UE is authorised to perform the discoverer UE procedure for 5G ProSe direct discovery if:

- a) the UE is not served by NG-RAN, is authorised to perform 5G ProSe direct discovery discoverer operation when the UE is not served by NG-RAN and is configured with the radio parameters to be used for 5G ProSe direct discovery when not served by NG-RAN;
- b) the UE is served by NG-RAN and is authorised to perform 5G ProSe direct discovery discoverer operation in the PLMN indicated by the serving cell; or
- c) the UE is:
 - 1) in 5GMM-IDLE mode, in limited service state as specified in 3GPP TS 23.122 [14] and the reason for the UE being in limited service state is one of the following:
 - i) the UE is unable to find a suitable cell in the selected PLMN as specified in 3GPP TS 38.304 [15];
 - ii) the UE received a REGISTRATION REJECT message or a SERVICE REJECT message with the 5GMM cause #11 "PLMN not allowed" as specified in 3GPP TS 24.501 [11]; or
 - iii) the UE received a REGISTRATION REJECT message or a SERVICE REJECT message with the 5GMM cause #7 "5GS services not allowed" as specified in 3GPP TS 24.501 [11]; and
 - 2) authorised to perform 5G ProSe direct discovery discoverer operation when the UE is not served by NG-RAN; and:
 - i) configured with the radio parameters to be used for 5G ProSe direct discovery use when not served by NG-RAN; or
 - ii) the lower layers indicate that the UE does not need to request resources for 5G ProSe direct discovery procedure.

NOTE 1: When the lower layers indicate that the UE does not need to request resources for 5G ProSe direct discovery procedure, the serving cell broadcasts a common radio resources pool for ProSe discovery transmission and the UE can use this common radio resources pool while in limited service state.

otherwise, the UE is not authorised to perform the discoverer UE procedure for 5G ProSe direct discovery.

Figure 6.2.14.2.2.4.1 illustrates the interaction of the UEs in the discoverer UE procedure for 5G ProSe direct discovery.

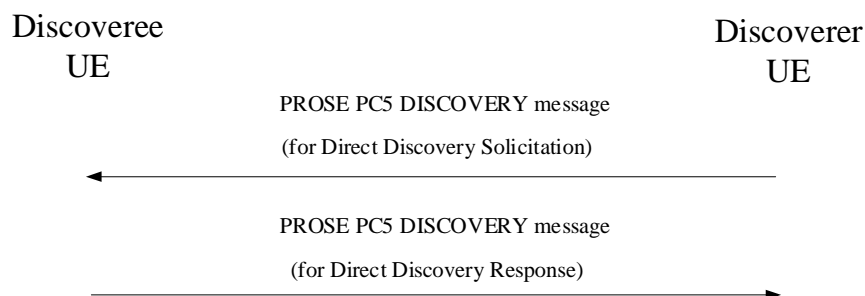


Figure 6.2.14.2.2.4.1: Discoverer UE procedure for 5G ProSe direct discovery

When the UE is triggered by an upper layer application to perform discoverer operation for the RPAUID associated with an authorized ProSe identifier; and if:

- a) the UE is authorised to perform the discoverer UE procedure for 5G ProSe direct discovery;

- b) the UE has obtained the ProSe response code and discovery query filter(s) and the respective validity timer T5068 for the corresponding discovery entry has not expired; and
- c) the difference between UTC-based counter associated with that discovery slot and UE's ProSe clock is not greater than the max offset of the monitoring UE's ProSe clock,

then the UE:

- a) if the UE is served by NG-RAN and the UE in 5GMM-IDLE mode needs to request resources for sending PROSE PC5 DISCOVERY messages as specified in 3GPP TS 38.331 [13], shall perform a service request procedure or registration procedure as specified in 3GPP TS 24.501 [11]; and
- b) shall instruct the lower layers to start monitoring for PROSE PC5 DISCOVERY messages as specified in 3GPP TS 38.331 [13].

The UE may apply the discovery query filter(s) received from the 5G DDNMF to its monitoring operation. Using the discovery query filter(s) may result in a match event. There is match event when, for any of the masks in a discovery query filter, the output of a bitwise AND operation between the ProSe query code contained in the received PROSE PC5 DISCOVERY message and the mask, matches the output of a bitwise AND operation between the mask and the code contained in the discovery query filter.

Upon reception of a PROSE PC5 DISCOVERY message for direct discovery solicitation for the destination layer-2 ID which the UE is configured to respond for, with applying a discovery query filter to a received PROSE PC5 DISCOVERY message for the above-mentioned bitwise AND operation, the UE shall use the associated DUSK, if received from the 5G DDNMF and the UTC-based counter obtained during the monitoring operation to unscramble the PROSE PC5 DISCOVERY message as described in 3GPP TS 33.503 [34]. Then, if a DUCK is received from the 5G DDNMF, the UE shall use the DUCK and the UTC-based counter to decrypt the configured message-specific confidentiality protected portion, as described in 3GPP TS 33.503 [34]. Finally, if a DUIK is received from the 5G DDNMF, the UE shall use the DUIK and UTC-based counter to verify the MIC field in the unscrambled PROSE PC5 DISCOVERY message for direct discovery solicitation.

NOTE 2: The UE can look for a match on the unencrypted bits first before applying DUCK, to minimise the amount of processing performed before finding a match.

NOTE 3: The UE needs to verify the MIC field because the match report procedure is not used for checking the MIC of a PROSE PC5 DISCOVERY message containing a ProSe query code by the 5G DDNMF.

NOTE 4: The UE can determine the received PROSE PC5 DISCOVERY message for direct discovery solicitation is for 5G ProSe direct discovery based on an indication from the lower layer.

Once the match of the discovery query filter(s) occurs, the UE process this match event and requests the lower layers to announce the corresponding ProSe response code in the PC5 interface as a response, as specified in 3GPP TS 38.331 [13]. If the UE in 5GMM-IDLE mode has to request resources for 5G ProSe direct discovery announcing as specified in 3GPP TS 38.331 [13], the UE shall perform a service request procedure or registration procedure as specified in 3GPP TS 24.501 [11]. The UE shall obtain a valid UTC time for the discovery transmission from the lower layers and generate the UTC-based counter corresponding to this UTC time. If the resulting UTC-based counter is within max offset of the time shown by the clock used for ProSe by the UE, the UE shall use the ProSe response code received in the DISCOVERY_RESPONSE message from the 5G DDNMF. The UE shall generate a PROSE PC5 DISCOVERY message for 5G ProSe direct discovery response. In the PROSE PC5 DISCOVERY message for 5G ProSe direct discovery response, the UE:

- a) shall set the ProSe direct discovery PC5 message type parameter as specified in table 10.2.1.4;
- b) shall include ProSe response code;
- c) shall include the MIC field computed as described in 3GPP TS 33.503 [34] by using the UTC-based counter and the DUIK contained in the <restricted-discoveree-response> element of the DISCOVERY_RESPONSE message;
- d) may include the Metadata IE to provide the application layer metadata information; and
- e) shall set the UTC-based counter LSB parameter to the 4 least significant bits of the UTC-based counter.

After generating the PROSE PC5 DISCOVERY message for 5G ProSe direct discovery response, the UE:

- a) shall set the destination layer-2 ID to the source layer-2 ID of the received message and self-assign a source layer-2 ID for sending the direct discovery response message;

NOTE 5: The UE implementation ensures that the value of the self-assigned source layer-2 ID is different from any other self-assigned source layer-2 ID(s) in use for 5G ProSe direct communication as specified in clause 7.2 and is different from any other provisioned destination layer-2 ID(s) as specified in clause 5.2.

- b) shall apply the DUIK, DUSK, or DUCK with the associated encrypted bitmask, along with the UTC-based counter to the PROSE PC5 DISCOVERY message for whichever security mechanism(s) configured to be applied, e.g., integrity protection, message scrambling or confidentiality protection of one or more above parameters, as specified in 3GPP TS 33.503 [34]; and
- c) shall pass the resulting PROSE PC5 DISCOVERY message along with the source layer-2 ID and destination layer-2 ID for 5G ProSe direct discovery response, the PLMN ID of the intended announcing PLMN and an indication that the message is for 5G ProSe direct discovery to the lower layers for transmission over the PC5 interface.

NOTE 6: If the UE is processing a PROSE DIRECT LINK ESTABLISHMENT REQUEST message from the same source layer-2 ID of the received PROSE PC5 DISCOVERY message for direct discovery solicitation, it depends on UE implementation to avoid the conflict of destination layer-2 ID (e.g. send a PROSE DIRECT LINK ESTABLISHMENT REJECT message containing PC5 signalling protocol cause value #3 "conflict of layer-2 ID for unicast communication is detected", or ignore the PROSE DIRECT DISCOVERY message for direct discovery solicitation).

For each match event with the discovery query filter(s), the UE shall at least pass PROSE PC5 DISCOVERY message once to the lower layers for transmission. The UE shall ensure that it keeps on passing PROSE PC5 DISCOVERY messages to the lower layers for transmission as response(s) to the match event(s) of the corresponding discovery query filter(s) until the validity timer T5068 expires. How this is achieved is left up to UE implementation.

6.2.14.2.2.5 Discoveree UE procedure for 5G ProSe direct discovery completion

During the discoveree operation, if

- a) the validity timer T5068 for the ProSe response code and corresponding discovery query filter(s) has expired; and
- b) the request from upper layers to perform discoveree operation for the RPAUID associated with an authorized ProSe identifier is not in place, then

the UE may instruct the lower layers to stop monitoring.

When the UE stops monitoring, if the lower layers indicate that the UE is required to send a discovery indication to the NG-RAN and the UE is in 5GMM-CONNECTED mode, the UE shall trigger the corresponding procedure in lower layers as specified in 3GPP TS 38.331 [13].

6.2.15 Group member discovery over PC5 interface

6.2.15.1 General

This clause describes the procedures for group member discovery over PC5 interface for both public safety use and commercial services. The purpose of the group member discovery procedure over PC5 interface is to enable a ProSe-enabled UE to detect and identify another ProSe-enabled UE that belongs to the same application layer group (e.g., sharing the same application layer group ID) over PC5 interface.

To perform group member discovery over PC5 interface, the UE is configured with the related information as described in clause 5.2.3. The following models for group member discovery procedure over PC5 interface as specified in 3GPP TS 23.304 [2] are supported:

- a) Model A uses a single discovery protocol message (Announcement); and
- b) Model B uses two discovery protocol messages (Solicitation and Response).

NOTE: If the UE is authorized to perform both group member discovery over PC5 interface with Model A and group member discovery over PC5 interface with Model B, it is up to UE implementation to select which model to perform or perform both models simultaneously.

The following procedures are defined for group member discovery procedure over PC5 interface:

- a) Group member discovery over PC5 interface with Model A:
 - 1) Announcing UE procedure for group member discovery initiation;
 - 2) Announcing UE procedure for group member discovery completion;
 - 3) Monitoring UE procedure for group member discovery initiation; and
 - 4) Monitoring UE procedure for group member discovery completion; and
- b) Group member discovery over PC5 interface with Model B:
 - 1) Discoverer UE procedure for group member discovery initiation;
 - 2) Discoverer UE procedure for group member discovery completion;
 - 3) Discoveree UE procedure for group member discovery initiation; and
 - 4) Discoveree UE procedure for group member discovery completion.

The group member discovery over PC5 interface with Model A can only discover the targeted group members that are identified by the configured application layer group ID. The group member discovery over PC5 interface with Model B can either discover a specific group member of the application layer group identified by the configured application layer group ID or the targeted group members that are identified by the configured application layer group ID.

6.2.15.2 Procedures

6.2.15.2.1 Group member discovery over PC5 interface with model A

6.2.15.2.1.1 General

In this procedure, the UE sending the PROSE PC5 DISCOVERY message is called the "announcing UE" and the other UE is called the "monitoring UE".

6.2.15.2.1.2 Announcing UE procedure for group member discovery initiation

The UE is authorised to perform the announcing UE procedure for group member discovery if:

- a) the following is true:
 - 1) the UE is not served by NG-RAN, is authorised to perform 5G ProSe direct discovery using announcing procedure when the UE is not served by NG-RAN and is configured with the radio parameters to be used for 5G ProSe direct discovery when not served by NG-RAN;
 - 2) the UE is served by NG-RAN and is authorised to perform 5G ProSe direct discovery using announcing in the PLMN indicated by the serving cell; or
 - 3) the UE is:
 - i) in 5GMM-IDLE mode, in limited service state as specified in 3GPP TS 23.122 [14] and the reason for the UE being in limited service state is one of the following:
 - A) the UE is unable to find a suitable cell in the selected PLMN as specified in 3GPP TS 38.304 [15];
 - B) the UE received a REGISTRATION REJECT message or a SERVICE REJECT message with the 5GMM cause #11 "PLMN not allowed" as specified in 3GPP TS 24.501 [11]; or
 - C) the UE received a REGISTRATION REJECT message or a SERVICE REJECT message with the 5GMM cause #7 "5GS services not allowed" as specified in 3GPP TS 24.501 [11]; and

- ii) authorised to perform 5G ProSe direct discovery using announcing when the UE is not served by NG-RAN and:
 - A) configured with the radio parameters to be used for 5G ProSe direct discovery when not served by NG-RAN; or
 - B) the lower layers indicate that the UE does not need to request resources for 5G ProSe direct discovery procedure; and

NOTE 1: When the lower layers indicate that the UE does not need to request resources for 5G ProSe direct discovery procedure, the serving cell broadcasts a common radio resources pool for 5G ProSe discovery transmission and the UE can use this common radio resources pool while in limited service state.

- b) the UE is configured with the application layer group ID identifying the application layer group to be announced and with the User info ID for the group member discovery parameter;

otherwise, the UE is not authorised to perform the announcing UE procedure for group member discovery procedure.

Figure 6.2.15.2.1.2.1 illustrates the interaction of the UEs in the announcing UE procedure for group member discovery.

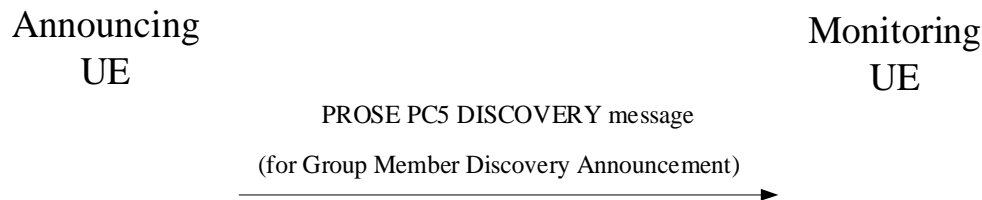


Figure 6.2.15.2.1.2.1: Announcing UE procedure for group member discovery

When the UE is triggered by an upper layer application to announce availability in a discovery group, if the UE is authorised to perform the announcing UE procedure for group member discovery, then the UE:

- a) if the UE is served by NG-RAN and the UE in 5GMM-IDLE mode needs to request resources for sending PROSE PC5 DISCOVERY messages as specified in 3GPP TS 38.331 [13], shall perform a service request procedure as specified in 3GPP TS 24.501 [11];
- b) shall obtain a valid UTC time for the discovery transmission from the lower layers and generate the UTC-based counter corresponding to this UTC time;
- c) shall generate a PROSE PC5 DISCOVERY message for group member discovery announcement. In the PROSE PC5 DISCOVERY message for group member discovery announcement, the UE:
 - 1) shall set the announcer info parameter to the User info ID for the group member discovery parameter; and
 - 2) shall set the application layer group ID parameter to the application layer group ID parameter identifying the discovery group to be announced;
 - 3) shall include the MIC field computed as described in 3GPP TS 33.503 [34], by using the UTC-based counter and the DUIK contained in the <restricted-announce-response> element of the DISCOVERY_RESPONSE message;
 - 4) shall set the UTC-based counter LSB parameter to the 4 least significant bits of the UTC-based counter;
 - 5) shall set the ProSe direct discovery PC5 message type parameter as specified in table 10.2.1.5; and
 - 6) may include the Metadata IE to provide the application layer discovery message;
- d) shall apply the DUIK, DUSK, or DUCK with the associated Encrypted Bitmask, along with the UTC-based counter to the PROSE PC5 DISCOVERY message for whichever security mechanism(s) configured to be applied, e.g., integrity protection, message scrambling or confidentiality protection of one or more above parameters, as specified in 3GPP TS 33.303[36];
- e) shall apply one of the following to determine the destination layer-2 ID:

- 1) if the application layer group ID has a configured layer-2 group ID as specified in clause 5.2.3, set the destination layer-2 ID to the layer-2 group ID; or
- 2) otherwise, convert the application layer group ID into a destination layer-2 ID as following:
 - i) to use the group identifier as the input to the SHA-256 hashing algorithm as specified in ISO/IEC 10118-3:2018 [28]; and
 - ii) to use the 24 least significant bits of the 256 bits of the output as destination layer-2 ID;

NOTE 2: SHA-256 hashing algorithm is implemented in the ME.

- f) shall self-assign a source layer-2 ID for sending the group member discovery announcement message; and

NOTE 3: The UE implementation ensures that the value of the self-assigned source layer-2 ID is different from any other self-assigned source layer-2 ID(s) in use for 5G ProSe direct communication as specified in clause 7.2, is different from any other provisioned destination layer-2 ID(s) as specified in clause 5.2 and is different from any other self-assigned source layer-2 ID in use for a simultaneous 5G ProSe direct discovery procedure over PC5 with a different discovery model as specified in clause 6.2.14.2.2.2, clause 6.2.15.2.2.2 and clause 8.2.1.3.1.2.

- g) shall pass the resulting PROSE PC5 DISCOVERY message for group member discovery announcement along with the source layer-2 ID and the destination layer-2 ID to the lower layers for transmission over the PC5 interface.

The announcing UE shall ensure that it keeps on passing the same PROSE PC5 DISCOVERY message to the lower layers for transmission until the announcing UE is triggered by an upper layer application to stop announcing availability in a discovery group, or until the UE stops being authorised to perform the announcing UE procedure for group member discovery.

NOTE 4: The announcing UE can stop announcing UE procedure for group member discovery for power saving by implementation specific means e.g. an implementation-specific maximum number of 5G ProSe direct links configured in the UE, or an implementation-specific timer expires.

6.2.15.2.1.3 Announcing UE procedure for group member discovery completion

When the announcing UE is triggered by an upper layer application to stop announcing availability in a discovery group, or when the announcing UE stops being authorised to perform the announcing UE procedure for group member discovery, the UE shall instruct the lower layers to stop announcing.

NOTE: The announcing UE can stop announcing UE procedure for group member discovery for power saving by implementation specific means e.g. an implementation-specific maximum number of 5G ProSe direct links configured in the UE, or an implementation-specific timer expires.

When the UE stops announcing, if the UE is in 5GMM-CONNECTED mode, the UE shall trigger the corresponding procedure in lower layers as specified in 3GPP TS 38.331 [13].

6.2.15.2.1.4 Monitoring UE procedure for group member discovery initiation

The UE is authorised to perform the monitoring UE procedure for group member discovery if:

- a) the following is true:
 - 1) the UE is not served by NG-RAN, is authorised to perform 5G ProSe direct discovery using monitoring when the UE is not served by NG-RAN and is configured with the radio parameters to be used for 5G ProSe direct discovery when not served by NG-RAN;
 - 2) the UE is served by NG-RAN and is authorised to perform 5G ProSe direct discovery monitoring in at least one PLMN; or
 - 3) the UE is:
 - i) in 5GMM-IDLE mode, in limited service state as specified in 3GPP TS 23.122 [14] and the reason for the UE being in limited service state is one of the following:

- A) the UE is unable to find a suitable cell in the selected PLMN as specified in 3GPP TS 38.304 [15];
 - B) the UE received a REGISTRATION REJECT message or a SERVICE REJECT message with the 5GMM cause #11 "PLMN not allowed" as specified in 3GPP TS 24.501 [11]; or
 - C) the UE received a REGISTRATION REJECT message or a SERVICE REJECT message with the 5GMM cause #7 "5GS services not allowed" as specified in 3GPP TS 24.501 [11]; and
- ii) authorised to perform 5G ProSe direct discovery using monitoring when the UE is not served by NG-RAN; and:
- A) configured with the radio parameters to be used for 5G ProSe direct discovery when not served by NG-RAN; or
 - B) the lower layers indicate that the UE does not need to request resources for 5G ProSe direct discovery procedure; and

NOTE 1: When the lower layers indicate that the UE does not need to request resources for 5G ProSe direct discovery procedure, the serving cell broadcasts a common radio resources pool for 5G ProSe discovery transmission and the UE can use this common radio resources pool while in limited service state.

- b) the UE is configured with the application layer group ID parameter identifying the discovery group to be monitored;

otherwise, the UE is not authorised to perform the monitoring UE procedure for group member discovery.

Figure 6.2.15.2.1.4.1 illustrates the interaction of the UEs in the monitoring UE procedure for group member discovery.

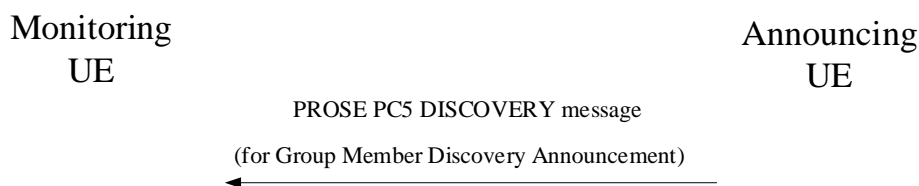


Figure 6.2.15.2.1.4.1: Monitoring UE procedure for group member discovery

When the UE is triggered by an upper layer application to monitor proximity of other UEs in a discovery group and if the UE is authorised to perform the monitoring UE procedure for group member discovery, then the UE shall instruct the lower layers to start monitoring for PROSE PC5 DISCOVERY message as following:

- a) if the application layer group ID has a configured layer-2 group ID as specified in clause 5.2.3, the UE shall monitor for PROSE PC5 DISCOVERY message with the layer-2 group ID as specified in clause 5.2.3; or
- b) otherwise, the UE shall convert the application layer group ID into a destination layer-2 ID and shall monitor for PROSE PC5 DISCOVERY message with the converted destination layer-2 ID. The UE shall convert the application layer group ID into a destination layer-2 ID as following:
 - 1) to use the group identifier as the input to the SHA-256 hashing algorithm as specified in ISO/IEC 10118-3:2018 [28]; and
 - 2) to use the 24 least significant bits of the 256 bits of the output as destination layer-2 ID.

NOTE 2: SHA-256 hashing algorithm is implemented in the ME.

Upon reception of a PROSE PC5 DISCOVERY message for group member discovery announcement, for the target application layer group ID of the discovery group to be monitored, the UE shall use the associated DUSK, if configured or calculated using the PSDK and the UTC-based counter obtained during the monitoring operation to unscramble the PROSE PC5 DISCOVERY message as described in 3GPP TS 33.303 [36]. Then, if a DUCK is configured or calculated using the PSDK, the UE shall use the DUCK and the UTC-based counter to decrypt the configured message-specific confidentiality-protected portion, as described in 3GPP TS 33.303 [36]. Finally, if a DUIK is configured or calculated using the PSDK, the UE shall use the DUIK and UTC-based counter to verify the MIC field in the unscrambled PROSE PC5 DISCOVERY message for group member discovery announcement.

NOTE 3: The use of an erroneous UTC-based counter for processing received PROSE PC5 DISCOVERY messages at the ProSe-enabled UE can cause MIC check failure after DUIK is used for integrity check and malformed contents after DUSK is used for unscrambling or DUCK is used for deciphering. How a ProSe-enabled UE ensures the accuracy of the UTC-based counter is left to UE implementation.

Then if the application layer group ID parameter of the PROSE PC5 DISCOVERY message for group member discovery announcement is the same as the configured application layer group ID parameter as specified in clause 5, the UE shall consider that other UE in the discovery group the UE seeks to monitor has been discovered.

6.2.15.2.1.5 Monitoring UE procedure for group member discovery completion

When the UE is triggered by an upper layer application to stop monitoring proximity of other UEs in a discovery group, or when the UE stops being authorised to perform the monitoring UE procedure for group member discovery, the UE shall instruct the lower layers to stop monitoring.

When the UE stops monitoring, if the UE is in 5GMM-CONNECTED mode, the UE shall trigger the corresponding procedure in lower layers as specified in 3GPP TS 38.331 [13].

6.2.15.2.2 Group member discovery over PC5 interface with model B

6.2.15.2.2.1 General

In this procedure, the UE sending the PROSE PC5 DISCOVERY message is called the "discoverer UE" and the other UE is called the "discoveree UE".

6.2.15.2.2.2 Discoverer UE procedure for group member discovery initiation

The UE is authorised to perform the discoverer UE procedure for group member discovery if:

- a) the following is true:
 - 1) the UE is not served by NG-RAN, is authorised to perform 5G ProSe direct discovery discoverer operation when the UE is not served by NG-RAN and is configured with the radio parameters to be used for 5G ProSe direct discovery when not served by NG-RAN;
 - 2) the UE is served by NG-RAN and is authorised to perform 5G ProSe direct discovery discoverer operation in the PLMN indicated by the serving cell; or
 - 3) the UE is:
 - i) in 5GMM-IDLE mode, in limited service state as specified in 3GPP TS 23.122 [14] and the reason for the UE being in limited service state is one of the following:
 - A) the UE is unable to find a suitable cell in the selected PLMN as specified in 3GPP TS 38.304 [15];
 - B) the UE received a REGISTRATION REJECT message or a SERVICE REJECT message with the 5GMM cause #11 "PLMN not allowed" as specified in 3GPP TS 24.501 [11]; or
 - C) the UE received a REGISTRATION REJECT message or a SERVICE REJECT message with the 5GMM cause #7 "5GS services not allowed" as specified in 3GPP TS 24.501 [11]; and
 - ii) authorised to perform 5G ProSe direct discovery discoverer operation when the UE is not served by NG-RAN and:
 - A) configured with the radio parameters to be used for 5G ProSe direct discovery use when not served by NG-RAN; or
 - B) the lower layers indicate that the UE does not need to request resources for 5G ProSe direct discovery procedure; and

NOTE 1: When the lower layers indicate that the UE does not need to request resources for 5G ProSe direct discovery procedure, the serving cell broadcasts a common radio resources pool for 5G ProSe discovery transmission and the UE can use this common radio resources pool while in limited service state.

- b) the UE is configured with the application layer group ID parameter identifying the discovery group to be solicited and with the User info ID for the group member discovery parameter;

otherwise, the UE is not authorised to perform the discoverer UE procedure for group member discovery.

Figure 6.2.15.2.2.1 illustrates the interaction of the UEs in the discoverer UE procedure for group member discovery.

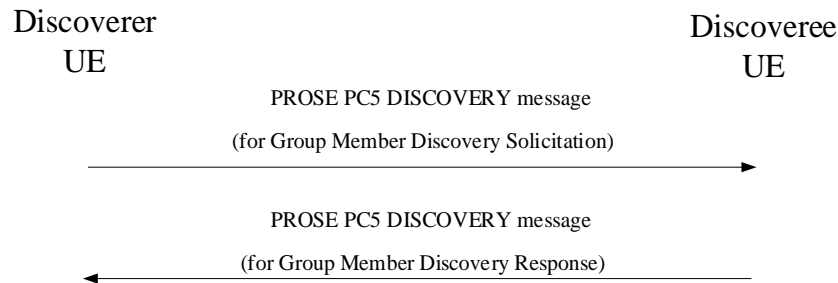


Figure 6.2.15.2.2.1: Discoverer UE procedure for group member discovery

When the UE is triggered by an upper layer application to solicit proximity of other UEs in a discovery group and if the UE is authorised to perform the discoverer UE procedure for group member discovery, then the UE:

- a) if the UE is served by NG-RAN and the UE in 5GMM-IDLE mode needs to request resources for sending PROSE PC5 DISCOVERY messages as specified in 3GPP TS 38.331 [13], shall perform a service request procedure as specified in 3GPP TS 24.501 [11];
- b) shall obtain a valid UTC time for the discovery transmission from the lower layers and generate the UTC-based counter corresponding to this UTC time;
- c) shall generate a PROSE PC5 DISCOVERY message for group member discovery solicitation. In the PROSE PC5 DISCOVERY message for group member discovery solicitation, the UE:
 - 1) shall set the discoverer info parameter to the user info ID for the group member discovery parameter;
 - 2) shall set the application layer group ID parameter to the application layer group ID parameter identifying the discovery group to be solicited;
 - 3) shall set the target user info parameter to the target info, if the target information is provided by the upper layers to identify a specific group member of the application layer group identified by the configured application layer group ID;

NOTE 2: If the PROSE PC5 DISCOVERY message for group member discovery solicitation does not indicate any specific target UE (i.e., target user info is not included in the PROSE PC5 DISCOVERY message), the PROSE PC5 DISCOVERY message for group member discovery solicitation is only used to discover the targeted group members that are identified by the configured application layer group ID.

- 4) shall include the MIC field computed as described in 3GPP TS 33.503 [34] by using the UTC-based counter and the DUIK contained in the <restricted-discoverer-response> element of the DISCOVERY_RESPONSE message;
 - 5) shall set the UTC-based counter LSB parameter to the 4 least significant bits of the UTC-based counter; and
 - 6) shall set the ProSe direct discovery PC5 message type parameter as specified in table 10.2.1.6;
- d) shall apply the DUIK, DUSK, or DUCK with the associated Encrypted Bitmask, along with the UTC-based counter to the PROSE PC5 DISCOVERY message for whichever security mechanism(s) configured to be applied, e.g., integrity protection, message scrambling or confidentiality protection of one or more above parameters, as specified in 3GPP TS 33.303 [36];
 - e) shall apply one of the following to determine the destination layer-2 ID:
 - 1) if the application layer group ID has a configured layer-2 group ID as specified in clause 5.2.3, set the destination layer-2 ID to the layer-2 group ID; or

- 2) otherwise, convert the application layer group ID into a destination layer-2 ID as following:
- i) to use the group identifier as the input to the SHA-256 hashing algorithm as specified in ISO/IEC 10118-3:2018 [28]; and
 - ii) to use the 24 least significant bits of the 256 bits of the output as destination layer-2 ID;

NOTE 3: SHA-256 hashing algorithm is implemented in the ME.

- f) shall self-assign a source layer-2 ID for sending the group member discovery solicitation message; and

NOTE 4: The UE implementation ensures that the value of the self-assigned source layer-2 ID is different from any other self-assigned source layer-2 ID(s) in use for 5G ProSe direct communication as specified in clause 7.2, is different from any other provisioned destination layer-2 ID(s) as specified in clause 5.2, and is different from any other self-assigned source layer-2 ID in use for a simultaneous 5G ProSe direct discovery procedure over PC5 with a different discovery model as specified in clause 6.2.14.2.1.2, clause 6.2.15.2.1.2, clause 8.2.1.2.2.2 and clause 8.2.1.2.4.2.

- g) shall pass the resulting PROSE PC5 DISCOVERY message for group member discovery solicitation along with the source layer-2 ID and destination layer-2 ID to the lower layers for transmission over the PC5 interface.

The UE shall ensure that it keeps on passing the same PROSE PC5 DISCOVERY message to the lower layers for transmission with an indication that the message until the UE is triggered by an upper layer application to stop soliciting proximity of other UEs in a discovery group, or until the UE stops being authorised to perform the discoverer UE procedure for group member discovery. How this is achieved is left up to UE implementation.

NOTE 5: The discoverer UE can stop discoverer UE procedure for group member discovery for power saving by implementation specific means e.g. an implementation-specific maximum number of 5G ProSe direct links configured in the UE, or an implementation-specific timer expires.

Upon reception of a PROSE PC5 DISCOVERY message for group member discovery response, for the target application layer group ID of the discovery group to be discovered, the UE shall use the associated DUSK, if configured or calculated using the PSDK and the UTC-based counter obtained during the monitoring operation to unscramble the PROSE PC5 DISCOVERY message as described in 3GPP TS 33.303 [36]. Then, if a DUCK is configured or calculated using the PSDK, the UE shall use the DUCK and the UTC-based counter to decrypt the configured message-specific confidentiality-protected portion, as described in 3GPP TS 33.303 [36]. Finally, if a DUIK is configured or calculated using the PSDK, the UE shall use the DUIK and UTC-based counter to verify the MIC field in the unscrambled PROSE PC5 DISCOVERY message for group member discovery response.

Then if:

- a) the application layer group ID parameter of the PROSE PC5 DISCOVERY message for group member discovery response is the same as the application layer group ID parameter of the PROSE PC5 DISCOVERY message for group member discovery solicitation, and
- b) the target information is not provided by the upper layers to identify a specific group member of the application layer group, or the discoveree info in the PROSE PC5 DISCOVERY message for group member discovery response is the same as the target information if the target information is provided by the upper layers,

the UE shall consider that other UE in the discovery group the UE seeks to discover has been discovered.

6.2.15.2.2.3 Discoverer UE procedure for group member discovery completion

When the UE is triggered by an upper layer application to stop soliciting proximity of other UEs in a discovery group, or when the UE stops being authorised to perform the discoverer UE procedure for group member discovery, the UE shall instruct the lower layers to stop discoverer operation.

NOTE: The discoverer UE can stop discoverer UE procedure for group member discovery for power saving by implementation specific means e.g. an implementation-specific maximum number of 5G ProSe direct links configured in the UE, or an implementation-specific timer expires.

When the UE stops discoverer operation, if the UE is in 5GMM-CONNECTED mode, the UE shall trigger the corresponding procedure in lower layers as specified in 3GPP TS 38.331 [13].

6.2.15.2.2.4 Discoveree UE procedure for group member discovery initiation

The UE is authorised to perform the discoveree UE procedure for group member discovery if:

a) the following is true:

- 1) the UE is not served by NG-RAN, is authorised to perform 5G ProSe direct discovery discoveree operation when the UE is not served by NG-RAN and is configured with the radio parameters to be used for 5G ProSe direct discovery when not served by NG-RAN;
- 2) the UE is served by NG-RAN and is authorised to perform 5G ProSe direct discovery discoveree operation in the PLMN(s) indicated by the serving cell; or
- 3) the UE is:
 - i) in 5GMM-IDLE mode, in limited service state as specified in 3GPP TS 23.122 [14] and the reason for the UE being in limited service state is one of the following:
 - A) the UE is unable to find a suitable cell in the selected PLMN as specified in 3GPP TS 38.304 [15];
 - B) the UE received a REGISTRATION REJECT message or a SERVICE REJECT message with the 5GMM cause #11 "PLMN not allowed" as specified in 3GPP TS 24.501 [11]; or
 - C) the UE received a REGISTRATION REJECT message or a SERVICE REJECT message with the 5GMM cause #7 "5GS services not allowed" as specified in 3GPP TS 24.501 [11]; and
 - ii) authorised to perform 5G ProSe direct discovery discoveree operation when the UE is not served by NG-RAN; and:
 - A) configured with the radio parameters to be used for 5G ProSe direct discovery when not served by NG-RAN; or
 - B) the lower layers indicate that the UE does not need to request resources for 5G ProSe direct discovery procedure; and

NOTE 1: When the lower layers indicate that the UE does not need to request resources for 5G ProSe direct discovery procedure, the serving cell broadcasts a common radio resources pool for 5G ProSe discovery transmission and the UE can use this common radio resources pool while in limited service state.

- b) the UE is configured with the application layer group ID parameter identifying the discovery group to be responded to and with the User info ID for the group member discovery parameter;

otherwise, the UE is not authorised to perform the discoveree UE procedure for group member discovery.

Figure 6.2.15.2.2.4.1 illustrates the interaction of the UEs in the discoveree UE procedure for group member discovery.

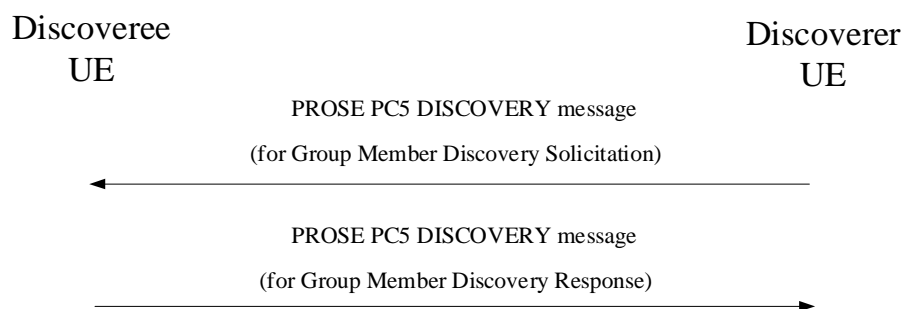


Figure 6.2.15.2.2.4.1: Discoveree UE procedure for group member discovery

When the UE is triggered by an upper layer application to start responding to solicitation on proximity of a UE in a discovery group and if the UE is authorised to perform the discoveree UE procedure for group member discovery, then the UE:

- a) if the UE is served by NG-RAN and the UE in 5GMM-IDLE mode needs to request resources for sending PROSE PC5 DISCOVERY messages as specified in 3GPP TS 38.331 [13], shall perform a service request procedure as specified in 3GPP TS 24.501 [11]; and
- b) shall instruct the lower layers to start monitoring for PROSE PC5 DISCOVERY messages.

Upon reception of a PROSE PC5 DISCOVERY message for group member discovery solicitation, for the application layer group ID of the discovery group which the UE is configured to respond for, the UE shall use the associated DUSK, if configured or calculated using the PSDK and the UTC-based counter obtained during the monitoring operation to unscramble the PROSE PC5 DISCOVERY message as described in 3GPP TS 33.303 [36]. Then, if a DUCK is configured or calculated using the PSDK, the UE shall use the DUCK and the UTC-based counter to decrypt the configured message-specific confidentiality protected portion, as described in 3GPP TS 33.303 [36]. Finally, if a DUIK is configured or calculated using the PSDK, the UE shall use the DUIK and UTC-based counter to verify the MIC field in the unscrambled PROSE PC5 DISCOVERY message for group member discovery solicitation.

Then, if:

- a) the application layer group ID parameter of the received PROSE PC5 DISCOVERY message is the same as the application layer group ID parameter for the discovery group; and
- b) the target user info parameter is not included in the received PROSE PC5 DISCOVERY message or the target user info parameter in the received PROSE PC5 DISCOVERY message is the same as the user info ID for the group member discovery provided by the upper layers or same as the configured user info ID for the group member discovery as specified in clause 5.2.3;

the UE:

- a) shall obtain a valid UTC time for the discovery transmission from the lower layers and generate the UTC-based counter corresponding to this UTC time;
- b) shall generate a PROSE PC5 DISCOVERY message for group member discovery response. In the PROSE PC5 DISCOVERY message for group member discovery response, the UE:
 - 1) shall set the discoveree info parameter to the user info ID for the group member discovery parameter;
 - 2) shall set the application layer group ID parameter to the application layer group ID parameter of the PROSE PC5 DISCOVERY message for group member discovery solicitation;
 - 3) shall include the MIC field computed as described in 3GPP TS 33.503 [34] by using the UTC-based counter and the DUIK contained in the <restricted-discoveree-response> element of the DISCOVERY_RESPONSE message;
 - 4) shall set the UTC-based counter LSB parameter to the 4 least significant bits of the UTC-based counter;
 - 5) shall set the ProSe direct discovery PC5 message type parameter as specified in table 10.2.1.7; and
 - 6) may include the Metadata IE to provide the application layer discovery message;
- c) shall apply the DUIK, DUSK, or DUCK with the associated Encrypted Bitmask, along with the UTC-based counter to the PROSE PC5 DISCOVERY message for whichever security mechanism(s) configured to be applied, e.g., integrity protection, message scrambling or confidentiality protection of one or more above parameters, as specified in 3GPP TS 33.303 [36];
- d) shall set the destination layer-2 ID to the source layer-2 ID from the discoverer UE used in the transportation of the PROSE PC5 DISCOVERY message for group member discovery solicitation and self-assign a source layer-2 ID for sending the group member discovery response message; and

NOTE 2: The UE implementation ensures that the value of the self-assigned source layer-2 ID is different from any other self-assigned source layer-2 ID(s) in use for 5G ProSe direct communication as specified in clause 7.2 and is different from any other provisioned destination layer-2 ID(s) as specified in clause 5.2.

- e) shall pass the resulting PROSE PC5 DISCOVERY message for group member discovery response along with the source layer-2 ID and the destination layer-2 ID to the lower layers for transmission over the PC5 interface.

NOTE 3: If the UE is processing a PROSE DIRECT LINK ESTABLISHMENT REQUEST message from the same source layer-2 ID of the received PROSE PC5 DISCOVERY message for group member discovery solicitation, it depends on UE implementation to avoid the conflict of destination layer-2 ID (e.g. send a PROSE DIRECT LINK ESTABLISHMENT REJECT message containing PC5 signalling protocol cause value #3 "conflict of layer-2 ID for unicast communication is detected", or ignore the PROSE DIRECT DISCOVERY message for group member discovery solicitation).

6.2.15.2.2.5 Discoverer UE procedure for group member discovery completion

When the UE is triggered by an upper layer application to stop responding to solicitation on proximity of other UEs in a discovery group, or when the UE stops being authorised to perform the discoverer UE procedure for group member discovery, the UE shall instruct the lower layers to stop monitoring.

When the UE stops monitoring, if the UE is in 5GMM-CONNECTED mode, the UE shall trigger the corresponding procedure in lower layers as specified in 3GPP TS 38.331 [13].

6.2.16 Procedure for UE to use provisioned radio resources for 5G ProSe direct discovery

When the UE is not served by NG-RAN for 5G ProSe direct discovery and is authorized to use 5G ProSe direct discovery, the UE shall select the corresponding radio parameters to be used for 5G ProSe direct discovery as follows:

- a) if the UE can determine itself located in a geographical area and the UE is provisioned with radio parameters for the geographical area, the UE shall select the radio parameters associated with that geographical area; or
- b) in all other cases, the UE shall not initiate 5G ProSe direct discovery over PC5.

If the UE intends to use "non-operator managed" radio parameters as specified in clause 5.2.3, the UE shall initiate 5G ProSe direct discovery with the selected radio parameters.

If the UE intends to use "operator managed" radio parameters as specified in clause 5.2.3, before initiating 5G ProSe direct discovery, the UE shall check with lower layers whether the selected radio parameters can be used in the current location without causing interference to other cells as specified in 3GPP TS 38.331 [13]; and:

- a) if the lower layers indicate that the usage would not cause any interference, the UE shall initiate 5G ProSe direct discovery; or

NOTE: If the lower layers find that there exists a cell operating the provisioned radio resources (i.e., carrier frequency) and the cell belongs to the registered PLMN or a PLMN equivalent to the registered PLMN and the UE is authorized for 5G ProSe direct discovery in this PLMN, the UE can use the radio parameters indicated by the cell as specified in 3GPP TS 38.331 [13].

- b) else if the lower layers report that one or more PLMNs operate in the provisioned radio resources (i.e., carrier frequency) then:

- 1) if the following conditions are met:

- i) none of the PLMNs reported by the lower layers is the registered PLMN or equivalent to the registered PLMN;
- ii) at least one of the PLMNs reported by the lower layers is in the list of authorized PLMNs for 5G ProSe direct discovery and provides radio resources for 5G ProSe direct discovery as specified in 3GPP TS 38.331 [13]; and
- iii) the UE does not have an emergency PDU session;

then the UE shall:

- i) if in 5GMM-IDLE mode, perform PLMN selection triggered by 5G ProSe direct discovery as specified in 3GPP TS 23.122 [14]; or
- ii) else if in 5GMM-CONNECTED mode, either:

- A) perform a De-registration procedure as specified in 3GPP TS 24.501 [11] and then perform PLMN selection triggered by 5G ProSe direct discovery as specified in 3GPP TS 23.122 [14]; or
- B) not initiate 5G ProSe direct discovery.

Whether the UE performs i) or ii) above is left up to UE implementation; or

- 2) else the UE shall not initiate 5G ProSe direct discovery.

If the registration to the selected PLMN is successful, the UE shall proceed with the procedure to initiate 5G ProSe direct discovery as specified in clause 6.2.14 and clause 6.2.15.

If the UE is performing 5G ProSe direct discovery using radio parameters associated with a geographical area and moves out of that geographical area, the UE shall stop performing 5G ProSe direct discovery and then if the UE is not served by NG-RAN for 5G ProSe direct discovery, the UE shall select appropriate radio parameters for the new geographical area as specified above.

6.2.17 5G PKMF address request procedure

6.2.17.1 General

The purpose of the 5G PKMF address request procedure is to allow a UE to obtain a 5G PKMF address from the 5G DDNMF in HPLMN over PC3a interface as specified in 3GPP TS 33.503 [34] for the security procedure over user plane. A UE may initiate a 5G PKMF address request procedure:

- a) when the UE needs to obtain a 5G PKMF address from the 5G DDNMF in HPLMN on demand; or
- b) when the UE can not access the 5G PKMF using the 5G PKMF address provisioned by the network as specified in clause 5.2.5.

To initiate a 5G PKMF address request procedure, the UE shall be configured with the authorized parameters for 5G ProSe UE-to-network relay as specified in clause 5.2.5. Both the 5G ProSe remote UE and the 5G ProSe UE-to-network relay UE are allowed to initiate the 5G PKMF address request procedure.

NOTE: The UE is allowed to access the 5G PKMF directly without initiating a 5G PKMF address request procedure if it is pre-configured with the 5G PKMF address as specified in clause 5.2.5.

6.2.17.2 5G PKMF address request procedure initiation by the UE

The UE shall initiate the 5G PKMF address request procedure by sending a PROSE_5GPKMF_ADDRESS_REQUEST message with the <PKMF-address-request> element. In the <PKMF-address-request> element, the UE:

- a) shall include a new transaction ID not used in any other direct discovery procedures in PC3a interface.

Figure 6.2.17.2.1 illustrates the interaction of the UE and the 5G DDNMF in the 5G PKMF address request procedure.

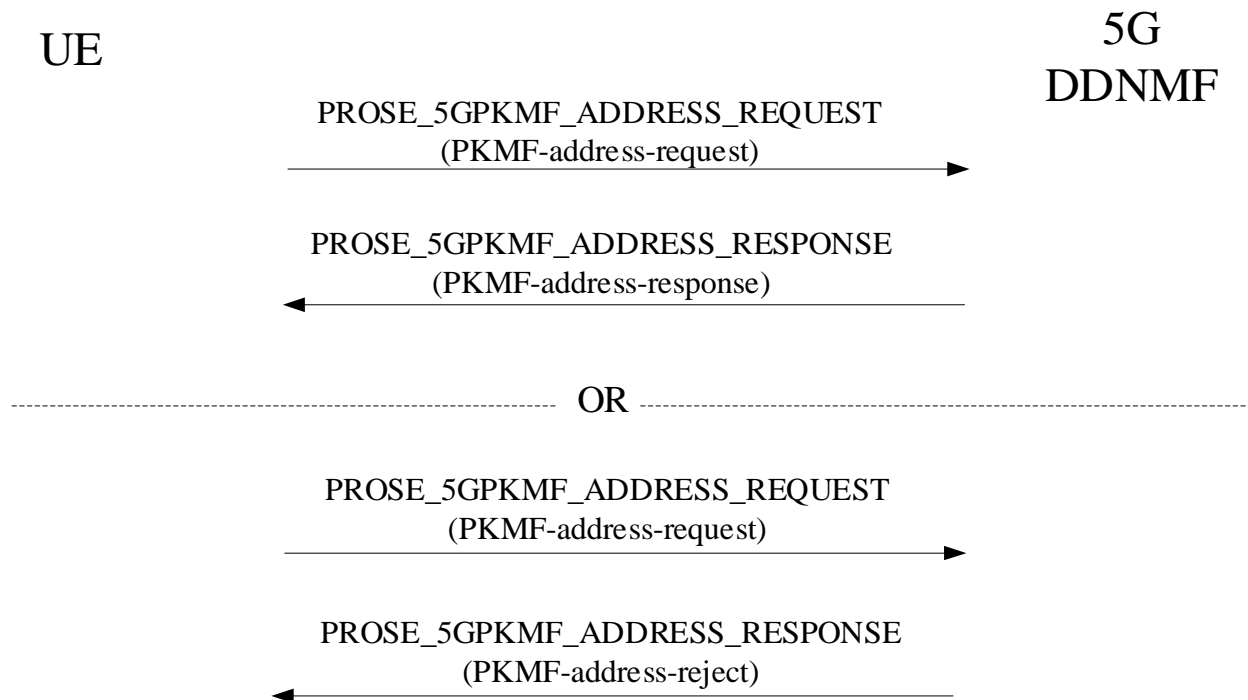


Figure 6.2.17.2.1: 5G PKMF address request procedure

6.2.17.3 5G PKMF address request procedure accepted by the 5G DDNMF

Upon receiving a PROSE_5GPKMF_ADDRESS_REQUEST message, the 5G DDNMF shall check whether the UE is authorized to act as a 5G ProSe remote UE or act as a 5G ProSe UE-to-network relay UE. If authorized, the 5G DDNMF shall then send a PROSE_5GPKMF_ADDRESS_RESPONSE message with the <PKMF-address-response> element. In the <PKMF-address-response> element, the 5G DDNMF shall include:

- a) the transaction ID set to the value of the transaction ID received in the PROSE_5GPKMF_ADDRESS_REQUEST message from the UE; and
- b) the PKMF address set to the value of the 5G PMKF address in the HPLMN of the UE.

6.2.17.4 5G PKMF address request procedure completed by the UE

Upon receiving the PROSE_5GPKMF_ADDRESS_RESPONSE message with the <PKMF-address-response> element, if the transaction ID matches the value sent by the UE in a PROSE_5GPKMF_ADDRESS_REQUEST message, the UE shall store the received 5G PKMF address.

6.2.17.5 5G PKMF address request procedure not accepted by the 5G DDNMF

If the PROSE_5GPKMF_ADDRESS_REQUEST message cannot be accepted by the 5G DDNMF, the 5G DDNMF sends a PROSE_5GPKMF_ADDRESS_RESPONSE message containing a <PKMF-address-reject> element to the UE including an appropriate PC3a control protocol cause value and including the transaction ID set to the value of the transaction ID received in the PROSE_5GPKMF_ADDRESS_REQUEST message.

Upon receipt of the PROSE_5GPKMF_ADDRESS_RESPONSE message with the <PKMF-address-reject> element, if the transaction ID matches the value sent by the UE in a PROSE_5GPKMF_ADDRESS_REQUEST message, the UE shall consider the 5G PKMF address request procedure as rejected.

If the UE is not authorized for acting as a 5G ProSe remote UE or a 5G ProSe UE-to-network relay UE, the 5G DDNMF shall send the PROSE_5GPKMF_ADDRESS_RESPONSE message containing a <PKMF-address-reject> element with PC3a control protocol cause value #3 "UE authorization failure".

6.2.17.6 Abnormal cases

6.2.17.6.1 Abnormal cases in the UE

The following abnormal cases can be identified:

- a) Indication from the transport layer of transmission failure of PROSE_5GPKMF_ADDRESS_REQUEST message (e.g., after TCP retransmission timeout).

The UE shall close the existing secure connection to the 5G DDNMF, establish a new secure connection and then restart the 5G PKMF address request procedure.

- b) No response from the 5G DDNMF after the PROSE_5GPKMF_ADDRESS_REQUEST message has been successfully delivered (e.g., TCP ACK has been received for the PROSE_5GPKMF_ADDRESS_REQUEST message).

The UE shall retransmit the PROSE_5GPKMF_ADDRESS_REQUEST message.

NOTE: The timer to trigger retransmission and the maximum number of allowed retransmissions are UE implementation specific.

- c) Change of PLMN.

If a PLMN change occurs before the 5G PKMF address request procedure is completed, the procedure shall be aborted. If the UE is authorized to initiate the 5G PKMF address request procedure in the new PLMN, the procedure shall be restarted once the UE is registered on the new PLMN.

6.2.17.6.2 Abnormal cases in the 5G DDNMF

The following abnormal cases can be identified:

- a) Indication from the lower layer of transmission failure of PROSE_5GPKMF_ADDRESS_REQUEST message.

After receiving an indication from lower layer that the PROSE_5GPKMF_ADDRESS_REQUEST message has not been successfully acknowledged (e.g., TCP ACK is not received), the 5G DDNMF shall abort the procedure.

7 5G ProSe direct communications

7.1 Overview

This clause describes the procedures at the UE and between UEs, for 5G ProSe direct communication over PC5.

The UE shall support requirements for securing 5G ProSe direct communication over PC5.

To perform the 5G ProSe direct communication over PC5, the UE shall be configured with the corresponding configurations as specified in clause 5.2.4. If a UE cannot derive any of the necessary configurations (e.g. NR Tx profile, ProSe NR frequencies, PC5 QoS parameters) according to the mapping rules for the ProSe identifier of a ProSe service (see 3GPP TS 24.555 [17]), then the UE is not allowed to perform any operation as specified in clause 7 for the ProSe service.

The PC5 interface is selected based on the ProSe application to path preference mapping rules as specified in clause 5.2.4 before 5G ProSe direct communication.

For unicast mode 5G ProSe direct communication, the following data unit types are supported: IPv4, IPv6, Ethernet and Unstructured.

For broadcast and groupcast mode 5G ProSe communication, the following data unit types are supported: IPv4, IPv6, Ethernet, Unstructured and Address Resolution Protocol (see RFC 826 [32]).

5G ProSe direct communication over NR-PC5 supports broadcast mode, groupcast mode and unicast mode. If the upper layer of the UE indicates the mode of communication, the UE shall set the mode of communication based on the request

of the upper layer. Otherwise, the UE shall set the mode of communication based on the mapping rules between the 5G ProSe identifiers and the default mode of communication defined in clause 5.2.4.

NOTE: Further details about whether broadcast, unicast or groupcast can be used over PC5 are described in 3GPP TS 23.304 [3] clause 5.3.

The UE may use the PC5 DRX mechanism to perform 5G ProSe direct communication over PC5 interface for broadcast mode and groupcast mode when the UE is not served by NG-RAN as specified in clause 5.2.4. For transmitting and receiving direct communication request messages (i.e. the PROSE DIRECT LINK ESTABLISHMENT REQUEST message), the default PC5 DRX configuration is used (see 3GPP TS 38.300 [21]).

7.2 Unicast mode 5G ProSe direct communication over PC5

7.2.1 Overview

This clause describes the PC5 signalling protocol procedures between two UEs for one-to-one (i.e., unicast) mode of ProSe direct communication. The following PC5 signalling protocol procedures are defined:

- a) 5G ProSe direct link establishment;
- b) 5G ProSe direct link modification;
- c) 5G ProSe direct link release;
- d) 5G ProSe direct link identifier update;
- e) 5G ProSe direct link keep-alive;
- f) 5G ProSe direct link security mode control;
- g) 5G ProSe direct link re-keying; and
- h) 5G ProSe direct link authentication.

Each 5G ProSe direct link is associated with a 5G ProSe direct link context. For 5G ProSe UE-to-network relay, the 5G ProSe direct link context includes:

- a) user info ID and layer-2 ID of 5G ProSe remote UE;
- b) user info ID and layer-2 ID of 5G ProSe UE-to-network relay UE;
- c) relay service code; and
- d) in the case of 5G ProSe Layer-3 UE-to-network relay, the network layer protocol and the information about PC5 QoS flow(s).

The 5G ProSe direct link context shall be created during a 5G ProSe direct link establishment procedure, be updated accordingly after a 5G ProSe direct link modification procedure or 5G ProSe direct link identifier update procedure and be deleted during the 5G ProSe direct link release procedure or during a local release of 5G ProSe direct link as specified in clause 7.2.

7.2.2 5G ProSe direct link establishment procedure

7.2.2.1 General

Depending on the type of the 5G ProSe direct link establishment procedure (i.e., UE oriented layer-2 link establishment or ProSe service oriented layer-2 link establishment in 3GPP TS 23.304 [2]), the 5G ProSe direct link establishment procedure is used to establish a 5G ProSe direct link between two UEs or to establish multiple 5G ProSe direct links between the UE and multiple target UEs. The UE sending the request message is called the "initiating UE" and the other UE is called the "target UE". If the request message does not indicate the specific target UE (i.e., target user info is not included in the request message) and multiple target UEs are interested in the ProSe application(s) indicated in the request message, then the initiating UE shall handle corresponding response messages received from those target UEs.

The maximum number of 5G ProSe direct links established in a UE at a time shall not exceed an implementation-specific maximum number of established 5G ProSe direct links.

NOTE 1: The recommended maximum number of established 5G ProSe direct links is 8.

When the 5G ProSe direct link establishment procedure for a 5G ProSe layer-3 remote UE completes successfully and if there is a PDU session established for relaying the traffic of the 5G ProSe remote UE, the 5G ProSe layer-3 UE-to-network relay UE shall perform the remote UE report procedure as specified in 3GPP TS 24.501 [11].

NOTE 2: A single PC5 unicast link is established between a 5G ProSe layer-2 UE-to-network relay UE and a 5G ProSe layer-2 remote UE for supporting PDU sessions of the 5G ProSe layer-2 remote UE, as specified in 3GPP TS 38.300 [21].

7.2.2.2 5G ProSe direct link establishment procedure initiation by initiating UE

The initiating UE shall meet the following pre-conditions before initiating this procedure:

- a) a request from upper layers to transmit the packet for ProSe application over PC5 or a request from lower layers to trigger ProSe direct link establishment;
- b) the communication mode is unicast mode (e.g., pre-configured as specified in clause 5.2.4 or indicated by upper layers);
- c) the link layer identifier for the initiating UE (i.e., layer-2 ID used for unicast communication) is available (e.g., pre-configured or self-assigned) and is not being used by other existing 5G ProSe direct links within the initiating UE;
- d) the link layer identifier for the destination UE (i.e., the unicast layer-2 ID of the target UE or the broadcast layer-2 ID) is available to the initiating UE (e.g., pre-configured, obtained as specified in clause 5.2, known via prior ProSe direct communication or indicated by lower layers);

NOTE 1: In the case where different ProSe applications are mapped to distinct default destination layer-2 IDs, when the initiating UE intends to establish a single unicast link that can be used for more than one ProSe identifiers, the UE can select any of the default destination layer-2 ID for unicast initial signalling.

- e) the initiating UE is either authorised for 5G ProSe direct communication over PC5 in NR-PC5 in the serving PLMN, has a valid authorization for 5G ProSe direct communication over PC5 in NR-PC5 when not served by NG-RAN, or is authorized to use a 5G ProSe UE-to-network relay UE. The UE considers that it is not served by NG-RAN if the following conditions are met:
 - 1) not served by NG-RAN for ProSe direct communication over PC5;
 - 2) in limited service state as specified in 3GPP TS 23.122 [14], if the reason for the UE being in limited service state is one of the following:
 - i) the UE is unable to find a suitable cell in the selected PLMN as specified in 3GPP TS 38.304 [15];
 - ii) the UE received a REGISTRATION REJECT message or a SERVICE REJECT message with the 5GMM cause #11 "PLMN not allowed" as specified in 3GPP TS 24.501 [11]; or
 - iii) the UE received a REGISTRATION REJECT message or a SERVICE REJECT message with the 5GMM cause #7 "5GS services not allowed" as specified in 3GPP TS 24.501 [11]; or
 - 3) in limited service state as specified in 3GPP TS 23.122 [14] for reasons other than i), ii) or iii) above and located in a geographical area for which the UE is provisioned with "non-operator managed" radio parameters as specified in clause 5.2;
- f) there is no existing 5G ProSe direct link for the pair of peer application layer IDs, or there is an existing 5G ProSe direct link for the pair of peer application layer IDs and:
 - 1) the network layer protocol of the existing 5G ProSe direct link is not identical to the network layer protocol required by the upper layer in the initiating UE for this ProSe application;
 - 2) the security policy (either signalling security policy or user plane security policy) corresponding to the ProSe identifier is not compatible with the security policy of the existing 5G ProSe direct link; or

- 3) in case of the 5G ProSe direct link establishment procedure is for direct communication between the 5G ProSe layer-3 remote UE and the 5G ProSe layer-3 UE-to-network relay UE, the existing 5G ProSe direct link for the peer UE is established with a different RSC or established not for direct communication between the 5G ProSe layer-3 remote UE and the 5G ProSe layer-3 UE-to-network relay UE; or
- 4) in case of the 5G ProSe direct link establishment procedure is for direct communication between the 5G ProSe layer-2 remote UE and the 5G ProSe layer-2 UE-to-network relay UE, the existing 5G ProSe direct link for the peer UE is established not for direct communication between the 5G ProSe layer-2 remote UE and the 5G ProSe layer-2 UE-to-network relay UE;
- g) the number of established 5G ProSe direct links is less than the implementation-specific maximum number of established 5G ProSe direct links allowed in the UE at a time; and
- h) timer T5088 is not associated with the link layer identifier for the destination UE or timer T5088 associated with the link layer identifier for the destination UE has already expired or stopped.

After receiving the service data or request from the upper layers, the initiating UE shall derive the PC5 QoS parameters and assign the PQFI(s) for the PC5 QoS flows(s) to be established as specified in clause 7.2.7.

If the 5G ProSe direct link establishment procedure is for direct communication between the 5G ProSe remote UE and the 5G ProSe UE-to-network relay UE, then the UE shall apply the DUCK or DUSK used for UE-to-network relay discovery along with the UTC-based counter for encrypting:

- a) the relay service code; and
- b) the UP-PRUK ID or CP-PRUK ID, if available,

as specified in clause 6.3.5.2 of 3GPP TS 33.503 [34], and the UE shall use the security protected relay service code and the security protected UP-PRUK ID or security protected CP-PRUK ID for creating a PROSE DIRECT LINK ESTABLISHMENT REQUEST message.

NOTE 2: If the UE is neither configured with DUCK nor DUSK, the relay service code and the UP-PRUK ID or CP-PRUK ID are not encrypted.

In order to initiate the 5G ProSe direct link establishment procedure, the initiating UE shall create a PROSE DIRECT LINK ESTABLISHMENT REQUEST message. The initiating UE:

- a) shall include the source user info set to the initiating UE's application layer ID received from upper layers;
- b) shall include the ProSe identifier(s) received from upper layer if the 5G ProSe direct link establishment procedure is not for 5G ProSe direct communication between the 5G ProSe remote UE and the 5G ProSe UE-to-network relay UE;
- c) shall include the target user info set to the target UE's application layer ID if received from upper layers or if known based on the unicast layer-2 ID of target UE (i.e. destination layer-2 ID) as described in clause 5.8.2.4 of 3GPP TS 23.304 [3], or to the user info ID of the 5G ProSe UE-to-network relay UE obtained during the 5G ProSe UE-to-network relay discovery procedure;
- d) if the 5G ProSe direct link is not for direct communication between the 5G ProSe remote UE and the 5G ProSe UE-to-network relay UE:
 - 1) shall include the key establishment information container if the UE PC5 unicast signalling integrity protection policy is set to "Signalling integrity protection required" or "Signalling integrity protection preferred" and may include the key establishment information container if the UE PC5 unicast signalling integrity protection policy is set to "Signalling integrity protection not needed";

NOTE 3: The key establishment information container is provided by upper layers.

- e) shall include:
 - 1) a Nonce_1, if the direct communication is not between the 5G ProSe remote UE and the 5G ProSe UE-to-network relay UE, or if the direct communication is between the 5G ProSe remote UE and the 5G ProSe UE-to-network relay UE and the security procedure over control plane is used as specified in 3GPP TS 33.503 [34]; or

- 2) a K_{NRP} freshness parameter 1, if the direct communication is between the 5G ProSe remote UE and the 5G ProSe UE-to-network relay UE and the security procedure over user plane is used as specified in 3GPP TS 33.503 [34];

set to the 128-bit nonce value generated by the initiating UE for the purpose of session key establishment over this 5G ProSe direct link if the UE PC5 unicast signalling integrity protection policy is set to "Signalling integrity protection required" or "Signalling integrity protection preferred";

NOTE 4: The Nonce_1 IE in the PROSE DIRECT LINK ESTABLISHMENT REQUEST message is used to hold the value of Nonce_1 or K_{NRP} freshness parameter 1.

- f) shall include its UE security capabilities indicating the list of algorithms that the initiating UE supports for the security establishment of this 5G ProSe direct link;
- g) shall include the MSB of $K_{\text{NRP-secs}}$ ID chosen by the initiating UE as specified in 3GPP TS 33.503 [34] if the UE PC5 unicast signalling integrity protection policy is set to "Signalling integrity protection required" or "Signalling integrity protection preferred";

NOTE 5: If the direct communication is not between the 5G ProSe remote UE and the 5G ProSe UE-to-network relay UE, the $K_{\text{NRP-secs}}$ ID holds the ID that corresponds to $K_{\text{NRP-secs}}$. If the direct communication is between the 5G ProSe remote UE and the 5G ProSe UE-to-network relay UE, the $K_{\text{NRP-secs}}$ ID holds the ID that corresponds to $K_{\text{NRP-secs}}$ (if security procedure over user plane is used) or $K_{\text{relay-secs}}$ (if security procedure over control plane is used).

- h) may include a K_{NRP} ID if the initiating UE has an existing K_{NRP} for the target UE and the direct communication is not between the 5G ProSe remote UE and the 5G ProSe UE-to-network relay UE;
- i) shall include its UE PC5 unicast signalling security policy. In the case where the different ProSe applications are mapped to the different PC5 unicast signalling security policies, when the initiating UE intends to establish a single unicast link that can be used for more than one ProSe application, each of the signalling security policies of those ProSe applications shall be compatible, e.g., "Signalling integrity protection not needed" and "Signalling integrity protection required" are not compatible. In case the 5G ProSe direct link establishment procedure is for direct communication between 5G ProSe remote UE and 5G ProSe UE-to-network relay UE, the Signalling integrity protection policy shall be set to "Signalling integrity protection required";
- j) shall include the Relay service code IE set to the relay service code of the target relay UE if the 5G ProSe direct link establishment procedure is for direct communication between the 5G ProSe remote UE and the 5G ProSe UE-to-network relay UE;
- k) shall include the UTC-based counter LSB set to the four least significant bits of the UTC-based counter if the 5G ProSe direct link establishment procedure is for direct communication between the 5G ProSe remote UE and the 5G ProSe UE-to-network relay UE;
- l) shall include the UE identity IE set to the SUCI of the initiating UE if:
- 1) the 5G ProSe direct link establishment procedure is for direct communication between the 5G ProSe remote UE and the 5G ProSe UE-to-network relay UE; and
 - 2) the security for 5G ProSe UE-to-network relay uses the security procedure over control plane and the initiating UE does not have a valid CP-PRUK as specified in 3GPP TS 33.503 [34], or, the security for 5G ProSe UE-to-network relay uses the security procedure over user plane and the initiating UE does not have a valid UP-PRUK as specified in 3GPP TS 33.503 [34];
- m) shall include the User security key ID IE set to:
- 1) UP-PRUK ID of the initiating UE if:
 - i) the 5G ProSe direct link establishment procedure is for direct communication between the 5G ProSe remote UE and the 5G ProSe UE-to-network relay UE;
 - ii) the initiating UE has a valid UP-PRUK; and
 - iii) the security for 5G ProSe UE-to-network relay uses the security procedure over user plane as specified in 3GPP TS 33.503 [34]; or
 - 2) CP-PRUK ID of the initiating UE that is associated with the relay service code of the target UE if:

- i) the 5G ProSe direct link establishment procedure is for direct communication between the 5G ProSe remote UE and the 5G ProSe UE-to-network relay UE;
 - ii) the initiating UE has a valid CP-PRUK is associated with the relay service code of the target UE; and
 - iii) the security for 5G ProSe UE-to-network relay uses the security procedure over control plane as specified in 3GPP TS 33.503 [34];
- n) shall include the HPLMN ID of the initiating UE, if the UP-PRUK ID of the initiating UE is included and is not in NAI format (see 3GPP TS 33.503 [34]); and
- o) shall include the MIC IE set to the calculated MIC value as specified in clause 6.3.5.3 of 3GPP TS 33.503 [34] if the 5G ProSe direct link establishment procedure is for direct communication between the 5G ProSe remote UE and the 5G ProSe UE-to-network relay UE and the UE has the DUIK.

After the PROSE DIRECT LINK ESTABLISHMENT REQUEST message is generated, the initiating UE shall pass this message to the lower layers for transmission along with the source layer-2 ID and destination layer-2 ID as follows:

- a) if the 5G ProSe direct communication is in a consequence of 5G ProSe direct discovery as defined in clause 6.2.14, clause 6.2.15, and clause 8.2.1:
- self-assign a source layer-2 ID, and the destination layer-2 ID set to the source layer-2 ID in the received PROSE PC5 DISCOVERY message for discovery procedure; or
- b) otherwise:
- self-assign a source layer-2 ID, and the destination layer-2 ID set to the destination layer-2 ID used for unicast initial signalling as specified in clause 5.2.4,

NOTE 6: The UE implementation ensures that any value of the self-assigned source layer-2 ID in a) and b) is different from any other self-assigned source layer-2 ID(s) in use for 5G ProSe direct discovery as specified in clause 6.2.14, clause 6.2.15 and clause 8.2.1, and is different from any other provisioned destination layer-2 ID(s) as specified in clause 5.2.

NOTE 7: It is possible for the initiating UE to reuse the initiating UE's layer-2 ID used in previous 5G ProSe direct link with the same peer UE.

and start timer T5080.

NOTE 8: A default PC5 DRX configuration is used for transmitting the PROSE DIRECT LINK ESTABLISHMENT REQUEST message as specified in 3GPP TS 38.300 [21].

The UE shall not send a new PROSE DIRECT LINK ESTABLISHMENT REQUEST message to the same target UE identified by the same application layer ID while timer T5080 is running. If the target user info IE is not included in the PROSE DIRECT LINK ESTABLISHMENT REQUEST message (i.e., ProSe application oriented 5G ProSe direct link establishment procedure), the initiating UE shall handle multiple PROSE DIRECT LINK ESTABLISHMENT ACCEPT messages, if any, received from different target UEs for the establishment of multiple 5G ProSe direct links before the expiry of timer T5080.

NOTE 9: In order to ensure successful 5G ProSe direct link establishment, T5080 should be set to a value larger than the sum of T5089 and T5092.

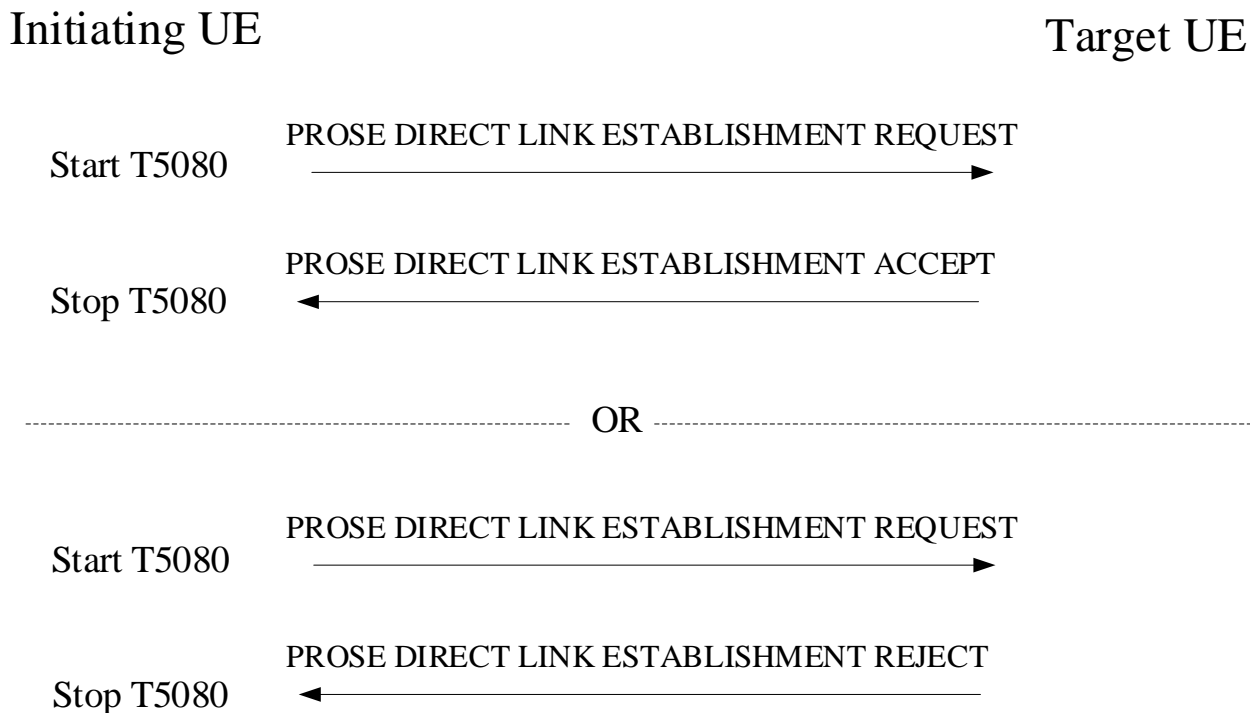


Figure 7.2.2.2.1: UE oriented 5G ProSe direct link establishment procedure

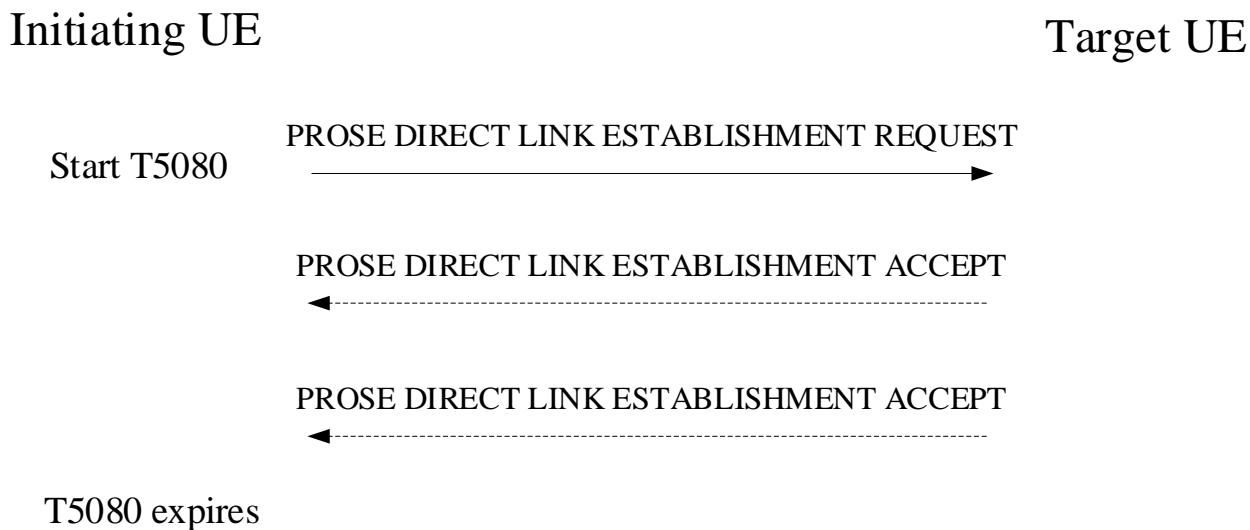


Figure 7.2.2.2.2: ProSe service oriented 5G ProSe direct link establishment procedure

7.2.2.3 5G ProSe direct link establishment procedure accepted by the target UE

Upon receipt of a PROSE DIRECT LINK ESTABLISHMENT REQUEST message, if the target UE accepts this request, the target UE shall uniquely assign a PC5 link identifier, create a 5G ProSe direct link context.

NOTE 1: A default PC5 DRX configuration is used for receiving the PROSE DIRECT LINK ESTABLISHMENT REQUEST message as specified in 3GPP TS 38.300 [21].

If the PROSE DIRECT LINK ESTABLISHMENT REQUEST message is for 5G ProSe direct communication between the 5G ProSe remote UE and the 5G ProSe UE-to-network relay UE, the target UE shall verify the MIC field in the received PROSE DIRECT LINK ESTABLISHMENT REQUEST with the DUIK, if any, and decrypts the encrypted:

- a) relay service code; and
- b) UP-PRUK ID or CP-PRUK ID, if received,

using the DUCK or DUSK used for 5G ProSe UE-to-network relay discovery (see clause 6.3.5.2 of 3GPP TS 33.503 [34]), and verifies if the relay service code matches with the one that the target UE has sent during 5G ProSe UE-to-network relay discovery procedure. To retrieve the DUIK for integrity verification and retrieve the DUCK or DUSK for decryption, the target UE shall use the Destination Layer-2 ID of the received PROSE DIRECT LINK ESTABLISHMENT REQUEST message. The target UE shall match the destination layer-2 ID with the source layer-2 ID stored in the maintained association for the UE-to-network relay discovery procedure as described in clause 8.2.1.2.2.2 and clause 8.2.1.3.2.2. For the matched source layer-2 ID, the target UE shall use the associated relay service code to identify the provisioned DUIK, DUCK or DUSK.

NOTE 2: If the UE is neither configured with DUCK nor DUSK, the relay service code and the UP-PRUK ID or CP-PRUK ID are not encrypted.

If the 5G ProSe direct link establishment procedure is not for direct communication between the 5G ProSe remote UE and the 5G ProSe UE-to-network relay UE, the target UE may initiate 5G ProSe direct link authentication procedure as specified in clause 7.2.12 and shall initiate 5G ProSe direct link security mode control procedure as specified in clause 7.2.10.

If the 5G ProSe direct link establishment procedure is for direct communication between the 5G ProSe remote UE and the 5G ProSe UE-to-network relay UE, the target UE shall proceed with either:

- a) the authentication and key agreement procedure as specified in clause 5.5.4 of 3GPP TS 24.501 [11] if the security procedure over control plane as specified in 3GPP TS 33.503 [34] is used; or
- b) the key request procedure as specified in clause 8.2.10.2.4 if the security procedure over user plane as specified in 3GPP TS 33.503 [34] is used;

and shall initiate 5G ProSe direct link security mode control procedure as specified in clause 7.2.10.

The target UE shall set the source layer-2 ID and the destination layer-2 ID as specified in clause 7.2.12 and clause 7.2.10, and store the corresponding source layer-2 ID for unicast communication and the destination layer-2 ID for unicast communication in the 5G ProSe direct link context.

If:

- a) the target user info IE is included in the PROSE DIRECT LINK ESTABLISHMENT REQUEST message and this IE includes the target UE's application layer ID; or
- b) the target user info IE is not included in the PROSE DIRECT LINK ESTABLISHMENT REQUEST message and the target UE is interested in the ProSe application(s) identified by the ProSe identifier IE in the PROSE DIRECT LINK ESTABLISHMENT REQUEST message;

then the target UE shall:

- a) if the direct communication is not between the 5G ProSe remote UE and the 5G ProSe UE-to-network relay UE:
 - 1) identify an existing K_{NRP} based on the K_{NRP} ID included in the PROSE DIRECT LINK ESTABLISHMENT REQUEST message; or
 - 2) if K_{NRP} ID is not included in the PROSE DIRECT LINK ESTABLISHMENT REQUEST message, the target UE does not have an existing K_{NRP} for the K_{NRP} ID included in PROSE DIRECT LINK ESTABLISHMENT REQUEST message or the target UE wishes to derive a new K_{NRP} , derive a new K_{NRP} . This may require performing one or more 5G ProSe direct link authentication procedures as specified in clause 7.2.12;

- b) if the direct communication is between the 5G ProSe remote UE and the 5G ProSe UE-to-network relay UE and the security procedure over control plane as specified in 3GPP TS 33.503 [34] is used, request a new K_{NR_ProSe} according to the security procedure over control plane as specified in 3GPP TS 33.503 [34]; or
- c) if the direct communication is between the 5G ProSe remote UE and the 5G ProSe UE-to-network relay UE and the security procedure over user plane as specified in 3GPP TS 33.503 [34] is used, request a new K_{NRP} according to the security procedure over user plane.

NOTE 3: How many times the 5G ProSe direct link authentication procedure needs to be performed to derive a new K_{NRP} depends on the authentication method used.

After an existing K_{NRP} was identified or a new K_{NRP} was derived, or after a new K_{NRP} or K_{NR_ProSe} is received, the target UE shall initiate a 5G ProSe direct link security mode control procedure as specified in clause 7.2.10.

Upon successful completion of the 5G ProSe direct link security mode control procedure, in order to determine whether the PROSE DIRECT LINK ESTABLISHMENT REQUEST message can be accepted or not, in case of IP communication, the target UE checks whether there is at least one common IP address configuration option supported by both the initiating UE and the target UE.

Before sending the PROSE DIRECT LINK ESTABLISHMENT ACCEPT message to the 5G ProSe remote UE, the target UE acting as a 5G ProSe layer-3 UE-to-network relay UE initiates the UE requested PDU session establishment procedure as specified in 3GPP TS 24.501 [11] if:

- 1) the PDU session for relaying the service associated with the RSC has not been established yet; or
- 2) the PDU session for relaying the service associated with the RSC has been established but the PDU session type is Unstructured.

If the target UE accepts the 5G ProSe direct link establishment procedure, the target UE shall create a PROSE DIRECT LINK ESTABLISHMENT ACCEPT message. The target UE:

- a) shall include the source user info set to the target UE's application layer ID received from upper layers;
- b) shall include PQFI(s), the corresponding PC5 QoS parameters and optionally the ProSe identifier(s) that the target UE accepts, if the target UE is not acting as a 5G ProSe layer-2 UE-to-network relay UE;
- c) may include the PC5 QoS rule(s) if the target UE is not acting as a 5G ProSe layer-2 UE-to-network relay UE;
- d) shall include an IP address configuration IE set to one of the following values if IP communication is used and the target UE is not acting as a 5G ProSe layer-2 UE-to-network relay UE:
 - 1) "DHCPv4 server" if only IPv4 address allocation mechanism is supported by the target UE, i.e., acting as a DHCPv4 server;
 - 2) "IPv6 router" if only IPv6 address allocation mechanism is supported by the target UE, i.e., acting as an IPv6 router;
 - 3) "DHCPv4 server & IPv6 Router" if both IPv4 and IPv6 address allocation mechanism are supported by the target UE; or
 - 4) "address allocation not supported" if neither IPv4 nor IPv6 address allocation mechanism is supported by the target UE and the target UE is not acting as a 5G ProSe layer-3 UE-to-network relay UE;

NOTE 4: The UE doesn't include an IP address configuration IE nor a link local IPv6 address IE if Ethernet or Unstructured data unit type is used for communication.

- e) shall include a link local IPv6 address IE formed locally based on IETF RFC 4862 [25] if IP address configuration IE is set to "address allocation not supported", the received PROSE DIRECT LINK SECURITY MODE COMPLETE message included a link local IPv6 address IE and the target UE is neither acting as a 5G ProSe layer-2 UE-to-network relay UE nor acting as a 5G ProSe layer-3 relay UE; and
- f) shall include the configuration of UE PC5 unicast user plane security protection based on the agreed user plane security policy, as specified in 3GPP TS 33.503 [34].

After the PROSE DIRECT LINK ESTABLISHMENT ACCEPT message is generated, the target UE shall pass this message to the lower layers for transmission along with the initiating UE's layer-2 ID for unicast communication and the target UE's layer-2 ID for unicast communication and shall start timer T5090 if:

- a) at least one of ProSe identifiers for the 5G ProSe direct links satisfies the privacy requirements as specified in clause 5.2.4; or
- b) T5090 is configured as specified in clause 5.2.5.

NOTE 5: Two UEs negotiate the PC5 DRX configuration in the AS layer, and the PC5 DRX parameter values are configured per pair of source and destination Layer-2 IDs in the AS layer, as specified in 3GPP TS 38.300 [21].

After sending the PROSE DIRECT LINK ESTABLISHMENT ACCEPT message, the target UE shall provide the following information along with the layer-2 IDs to the lower layer, which enables the lower layer to handle the coming PC5 signalling or traffic data:

- a) the PC5 link identifier self-assigned for this 5G ProSe direct link;
- b) PQFI(s) and its corresponding PC5 QoS parameters, if available; and
- c) an indication of activation of the PC5 unicast user plane security protection for the 5G ProSe direct link, if applicable.

If the target UE accepts the 5G ProSe direct link establishment request and the 5G ProSe direct link is established not for 5G ProSe direct communication between the 5G ProSe remote UE and the 5G ProSe UE-to-network relay UE, then the target UE may perform the PC5 QoS flow establishment over 5G ProSe direct link as specified in clause 7.2.7. If the 5G ProSe direct link is established for 5G ProSe direct communication between the 5G ProSe layer-3 remote UE and the 5G ProSe layer-3 UE-to-network relay UE, then the target UE may perform the PC5 QoS flow establishment over 5G ProSe direct link as specified in clause 8.2.6.

7.2.2.4 5G ProSe direct link establishment procedure completion by the initiating UE

If the Target user info IE is included in the PROSE DIRECT LINK ESTABLISHMENT REQUEST message, upon receipt of the PROSE DIRECT LINK ESTABLISHMENT ACCEPT message, the initiating UE shall stop timer T5080. If the Target user info IE is not included in the PROSE DIRECT LINK ESTABLISHMENT REQUEST message the initiating UE may keep the timer T5080 running and continue to handle multiple response messages (i.e., the PROSE DIRECT LINK ESTABLISHMENT ACCEPT message) from multiple target UEs.

For each of the PROSE DIRECT LINK ESTABLISHMENT ACCEPT message received, the initiating UE shall uniquely assign a PC5 link identifier and create a 5G ProSe direct link context for each of the 5G ProSe direct link(s). Then the initiating UE shall store the source layer-2 ID and the destination layer-2 ID used in the transport of this message provided by the lower layers in the 5G ProSe direct link context(s) to complete the establishment of the 5G ProSe direct link with the target UE(s). From this time onward the initiating UE shall use the established link(s) for ProSe direct communication over PC5 and additional PC5 signalling messages to the target UE(s).

After receiving the PROSE DIRECT LINK ESTABLISHMENT ACCEPT message, the initiating UE shall provide the following information along with the layer-2 IDs to the lower layer, which enables the lower layer to handle the coming PC5 signalling or traffic data:

- a) the PC5 link identifier self-assigned for this 5G ProSe direct link;
- b) PQFI(s) and its corresponding PC5 QoS parameters, if available; and
- c) an indication of activation of the PC5 unicast user plane security protection for the 5G ProSe direct link, if applicable.

The initiating UE shall start timer T5090 if:

- a) at least one of ProSe identifiers for the 5G ProSe direct links satisfies the privacy requirements as specified in clause 5.2.4; or
- b) T5090 is configured as specified in clause 5.2.5.

In addition, the initiating UE may perform the PC5 QoS flow establishment over 5G ProSe direct link as specified in clause 7.2.7.

Upon expiry of the timer T5080, if the PROSE DIRECT LINK ESTABLISHMENT REQUEST message did not include the Target user info IE and the initiating UE received at least one PROSE DIRECT LINK ESTABLISHMENT ACCEPT message, it is up to the UE implementation to consider the 5G ProSe direct link establishment procedure as complete or to restart the timer T5080.

7.2.2.5 5G ProSe direct link establishment procedure not accepted by the target UE

If the PROSE DIRECT LINK ESTABLISHMENT REQUEST message cannot be accepted, the target UE shall send a PROSE DIRECT LINK ESTABLISHMENT REJECT message. The PROSE DIRECT LINK ESTABLISHMENT REJECT message contains a PC5 signalling protocol cause IE set to one of the following cause values:

- #1 direct communication to the target UE not allowed;
- #3 conflict of layer-2 ID for unicast communication is detected;
- #5 lack of resources for 5G ProSe direct link;
- #13 congestion situation;
- #15 security procedure failure of 5G ProSe UE-to-network relay; or
- #111 protocol error, unspecified.

If the target UE is not allowed to accept the PROSE DIRECT LINK ESTABLISHMENT REQUEST message, e.g., based on operator policy or configuration parameters for ProSe direct communication over PC5 as specified in clause 5.2, or the target UE is acting as a layer-3 relay UE, is in non-allowed area of its serving PLMN and the corresponding relay service code is not associated with high priority access as defined in clause 5.3.5 of 3GPP TS 24.501 [11], the target UE shall send a PROSE DIRECT LINK ESTABLISHMENT REJECT message containing PC5 signalling protocol cause value #1 "direct communication to the target UE not allowed".

For a received PROSE DIRECT LINK ESTABLISHMENT REQUEST message from a layer-2 ID (for unicast communication), if the target UE already has an existing link established to a UE using this layer-2 ID or is currently processing a PROSE DIRECT LINK ESTABLISHMENT REQUEST message from the same layer-2 ID and with one of following parameters different from the existing link or the link for which the link establishment is in progress:

- a) the source user info;
- b) type of data (e.g., IP or non-IP); or
- c) security policy,

the target UE shall send a PROSE DIRECT LINK ESTABLISHMENT REJECT message containing PC5 signalling protocol cause value #3 "conflict of layer-2 ID for unicast communication is detected".

NOTE 1: If the UE is processing a PROSE DIRECT DISCOVERY message from the same source layer-2 ID of the received PROSE DIRECT LINK ESTABLISHMENT REQUEST message, it depends on UE implementation to avoid the conflict of destination layer-2 ID (e.g. send a PROSE DIRECT LINK ESTABLISHMENT REJECT message containing PC5 signalling protocol cause value #3 "conflict of layer-2 ID for unicast communication is detected", or ignore the PROSE DIRECT DISCOVERY message).

NOTE 2: The type of data (e.g., IP or non-IP) is indicated by the optional IP address configuration IE included in the corresponding DIRECT LINK SECURITY MODE COMPLETE message, i.e., the type of data for the requested link is IP type if this IE is included and the type of data for the requested link is non-IP if this IE is not included.

If the 5G ProSe direct link establishment fails due to the implementation-specific maximum number of established 5G ProSe direct links has been reached, or other temporary lower layer problems causing resource constraints, the target UE shall send a PROSE DIRECT LINK ESTABLISHMENT REJECT message containing PC5 signalling protocol cause value #5 "lack of resources for 5G ProSe direct link".

If the 5G ProSe direct link establishment request is for relaying and:

- a) the NAS level mobility management congestion control as specified in clause 5.3.9 of TS 24.501 [11] is activated at the target UE; or
- b) the target UE is under congestion;

the target UE shall send a PROSE DIRECT LINK ESTABLISHMENT REJECT message containing PC5 signalling protocol cause value #13 "congestion situation". The target UE may provide a back-off timer value to the initiating UE in the PROSE DIRECT LINK ESTABLISHMENT REJECT message. The target UE shall not accept any 5G ProSe direct link establishment request for relaying if the back-off timer for NAS level mobility management congestion control is running.

If the 5G ProSe direct link establishment request is for relaying, the NAS level session management congestion as specified in clause 6.2.7 and in clause 6.2.8 of TS 24.501 [11] is activated at the target UE which is acting as a 5G ProSe layer-3 UE-to-network relay UE, and the relay service code used in the 5G ProSe direct link establishment corresponds to a DNN and/or S-NSSAI for which the NAS level session management congestion is activated, and the target UE needs to perform the PDU session establishment procedure for the DNN and/or S-NSSAI or the PDU session modification procedure for the DNN and/or S-NSSAI, then the target UE shall send a PROSE DIRECT LINK ESTABLISHMENT REJECT message containing PC5 signalling protocol cause value #13 "congestion situation". The target UE may provide a back-off timer value to the initiating UE in the PROSE DIRECT LINK ESTABLISHMENT REJECT message.

NOTE 3: How the target UE determines that it is under congestion is implementation specific (e.g., any relaying related operational overhead, etc).

NOTE 4: In case the target UE is under the NAS level mobility management congestion control, it is an implementation option that the provided back-off timer value to the initiating UE is set to the remaining time of the mobility management back-off timer T3346 or with an additional offset value.

If the 5G ProSe direct link establishment request is for relaying, the request required the establishment of a PDU session by the 5G ProSe layer-3 UE-to-network relay UE which is a target UE, and the PDU session establishment was unsuccessful due to the reception of 5GSM cause #8 "maximum number of PDU sessions reached", #27 "Missing or unknown DNN", #28 "Unknown PDU session type", #29 "user authentication or authorization failed", #31 "request rejected, unspecified", #32 "service option not supported", #33 "requested service option not subscribed", or #65 "maximum number of PDU sessions reached" as specified in 3GPP TS 24.501 [11], then target UE shall send a PROSE DIRECT LINK ESTABLISHMENT REJECT message containing PC5 signalling protocol cause value #111 "protocol error, unspecified".

If the 5G ProSe direct link establishment procedure is for direct communication between the 5G ProSe remote UE and the 5G ProSe UE-to-network relay UE and it fails due to a failure in the security procedure over control plane or security procedure over user plane as specified in 3GPP TS 33.503 [34], the target UE shall send a PROSE DIRECT LINK ESTABLISHMENT REJECT message containing PC5 signalling protocol cause value #15 "security procedure failure of 5G ProSe UE-to-network relay". The target UE shall provide the EAP message if received from the network according to the security procedure over control plane as specified in 3GPP TS 33.503 [34].

NOTE 5: The cause value #15 "security procedure failure of 5G ProSe UE-to-network relay" is also used when the CP-PRUK or the UP-PRUK is not found in the network.

If the 5G ProSe direct link establishment fails due to other reasons, the target UE shall send a PROSE DIRECT LINK ESTABLISHMENT REJECT message containing PC5 signalling protocol cause value #111 "protocol error, unspecified".

After sending the PROSE DIRECT LINK ESTABLISHMENT REJECT message, the target UE shall provide the following information along with the initiating UE's layer-2 ID for unicast communication and the target UE's layer-2 ID for unicast communication to the lower layer:

- a) an indication of deactivation of the PC5 unicast security protection and deletion of security context for the 5G ProSe direct link, if applicable.

Upon receipt of the PROSE DIRECT LINK ESTABLISHMENT REJECT message, the initiating UE shall stop timer T5080 and abort the 5G ProSe direct link establishment procedure. If the PC5 signalling protocol cause value in the PROSE DIRECT LINK ESTABLISHMENT REJECT message is #1 "direct communication to the target UE not allowed" or #5 "lack of resources for 5G ProSe direct link", then the initiating UE shall not attempt to start the 5G ProSe direct link establishment procedure with the same target UE at least for a time period T. If the PC5 signalling protocol cause value in the PROSE DIRECT LINK ESTABLISHMENT REJECT message is #13 "congestion

situation" and a back-off timer value is provided in the PROSE DIRECT LINK ESTABLISHMENT REJECT message, the initiating UE shall start timer T5088 associated with the layer-2 ID of the target UE and set its value to the provided timer value. If the PC5 signalling protocol cause value in the PROSE DIRECT LINK ESTABLISHMENT REJECT message is #15 "security procedure failure of 5G ProSe UE-to-network relay", and initiating UE has included the UE identity IE set to SUCI in the PROSE DIRECT LINK ESTABLISHMENT REQUEST message, then the initiating UE shall initiate the UE-to-network relay reselection procedure as specified in clause 8.2.3. If the PC5 signalling protocol cause value in the PROSE DIRECT LINK ESTABLISHMENT REJECT message is #15 "security procedure failure of 5G ProSe UE-to-network relay" and the initiating UE has included the User security key ID IE set to UP-PRUK ID or CP-PRUK ID in the PROSE DIRECT LINK ESTABLISHMENT REQUEST message, then the initiating UE may initiate the UE-to-network relay reselection procedure as specified in clause 8.2.3 and the UE shall further:

- a) if the same 5G ProSe UE-to-network relay UE is selected, discard the previously used CP-PRUK and associated CP-PRUK ID, or the UP-PRUK and associated UP-PRUK ID, if any, and include the UE identity IE set to SUCI in the PROSE DIRECT LINK ESTABLISHMENT REQUEST when initiating the subsequent 5G ProSe direct link establishment procedure as specified in clause 7.2.2.2; or
- b) if a different 5G ProSe UE-to-network relay UE is selected, include the User security key ID IE set to the previously used UP-PRUK ID or CP-PRUK ID in the PROSE DIRECT LINK ESTABLISHMENT REQUEST message.

NOTE 5: The length of time period T is UE implementation specific and can be different for the case when the UE receives PC5 signalling protocol cause value #1 "direct communication to the target UE not allowed" or when the UE receives PC5 signalling protocol cause value #5 "lack of resources for 5G ProSe direct link".

After receiving the PROSE DIRECT LINK ESTABLISHMENT REJECT message, the initiating UE shall provide the following information along with the initiating UE's layer-2 ID for unicast communication and the target UE's layer-2 ID for unicast communication to the lower layer:

- a) an indication of deactivation of the PC5 unicast security protection and deletion of security context for the 5G ProSe direct link, if applicable.

7.2.2.6 Abnormal cases

7.2.2.6.1 Abnormal cases at the initiating UE

If timer T5080 expires and the Target user info IE is included in the PROSE DIRECT LINK ESTABLISHMENT REQUEST message, the initiating UE shall retransmit the PROSE DIRECT LINK ESTABLISHMENT REQUEST message and restart timer T5080. After reaching the maximum number of allowed retransmissions, the initiating UE shall abort the 5G ProSe direct link establishment procedure and may notify the upper layer that the target UE is unreachable.

Upon expiry of the timer T5080, if the PROSE DIRECT LINK ESTABLISHMENT REQUEST message did not include the Target user info IE and the initiating UE did not receive any PROSE DIRECT LINK ESTABLISHMENT ACCEPT message, the initiating UE may retransmit the PROSE DIRECT LINK ESTABLISHMENT REQUEST message and restart timer T5080. If the PROSE DIRECT LINK ESTABLISHMENT REQUEST message did not include the Target user info IE and the initiating UE did not receive any PROSE DIRECT LINK ESTABLISHMENT ACCEPT message, then after reaching the maximum number of allowed retransmissions, the initiating UE shall abort the 5G ProSe direct link establishment procedure and may notify the upper layer that no target UE is available.

NOTE: The maximum number of allowed retransmissions is UE implementation specific.

If the need to establish a link no longer exists before the procedure is completed, the initiating UE shall abort the procedure.

When the initiating UE aborts the 5G ProSe direct link establishment procedure, the initiating UE shall provide the following information along with the initiating UE's layer-2 ID for unicast communication and the target UE's layer-2 ID for unicast communication to the lower layer:

- a) an indication of deactivation of the PC5 unicast security protection and deletion of security context for the 5G ProSe direct link, if applicable.

7.2.2.6.2 Abnormal cases at the target UE

For a received PROSE DIRECT LINK ESTABLISHMENT REQUEST message from a source layer-2 ID (for unicast communication), if the target UE already has an existing link established to the UE known to use the same source layer-2 ID, the same source user info, the same type of data (IP or non-IP) and the same security policy, the UE shall process the new request. However, the target UE shall only delete the existing 5G ProSe direct link context after the new link establishment procedure succeeds.

NOTE: The type of data (e.g., IP or non-IP) is indicated by the optional IP address configuration IE included in the corresponding PROSE DIRECT LINK SECURITY MODE COMPLETE message, i.e., the type of data for the requested link is IP type if this IE is included and the type of data for the requested link is non-IP if this IE is not included.

If the PROSE DIRECT LINK ESTABLISHMENT REQUEST message is for 5G ProSe direct communication between the 5G ProSe remote UE and the 5G ProSe UE-to-network relay UE, after the target UE decrypts the encrypted relay service code using the DUSK or DUCK used for 5G ProSe UE-to-network relay discovery, if the relay service code does not match with the one that the target UE has sent during 5G ProSe UE-to-network relay discovery procedure, then the target UE shall abort the 5G ProSe direct link establishment procedure.

If the PROSE DIRECT LINK ESTABLISHMENT REQUEST message is for 5G ProSe direct communication between the 5G ProSe remote UE and the 5G ProSe UE-to-network relay UE, the message is integrity protected and the integrity verification of the message fails at the target UE, then the target UE shall abort the 5G ProSe direct link establishment procedure.

7.2.3 5G ProSe direct link modification procedure

7.2.3.1 General

The purpose of the 5G ProSe direct link modification procedure is to modify the existing ProSe direct link to:

- a) add new PC5 QoS flow(s) to the existing 5G ProSe direct link;
- b) modify existing PC5 QoS flow(s) for updating PC5 QoS parameters of the existing PC5 QoS flow(s);
- c) modify existing PC5 QoS flow(s) for associating new ProSe application(s) with the existing PC5 QoS flow(s);
- d) modify existing PC5 QoS flow(s) for removing the associated ProSe application(s) from the existing PC5 QoS flow(s); or
- e) remove existing PC5 QoS flow(s) from the existing 5G ProSe direct link.

In this procedure, the UE sending the PROSE DIRECT LINK MODIFICATION REQUEST message is called the "initiating UE" and the other UE is called the "target UE".

NOTE: The 5G ProSe direct link modification procedure is not applicable for 5G ProSe layer-2 UE-to-network relay case.

7.2.3.2 5G ProSe direct link modification procedure initiated by initiating UE

The initiating UE shall meet the following pre-conditions before initiating this procedure for adding a new ProSe application to the existing 5G ProSe direct link:

- a) there is a 5G ProSe direct link between the initiating UE and the target UE;
- b) the pair of application layer IDs and the network layer protocol of this 5G ProSe direct link are identical to those required by the application layer in the initiating UE for this ProSe application;
- c) the security policy corresponding to the ProSe identifier is aligned with the security policy of the existing 5G ProSe direct link;
- d) the timer T5091 is not running; and
- e) the initiating UE is not performing the 5G ProSe direct link re-keying procedure initiated by the target UE.

After receiving the service data or request from the upper layers, the initiating UE shall perform the PC5 QoS flow match as specified in clause 7.2.8. If there is no matched PC5 QoS flow, the initiating UE shall derive the PC5 QoS parameters and assign the PQFI(s) for the PC5 QoS flows(s) to be established as specified in clause 7.2.7.

If the 5G ProSe direct link modification procedure is to add new PC5 QoS flow(s) to the existing 5G ProSe direct link, the initiating UE shall create a PROSE DIRECT LINK MODIFICATION REQUEST message. In this message, initiating UE:

- a) shall include the PQFI(s), the corresponding PC5 QoS parameters and optionally the ProSe identifier(s);
- b) shall include the link modification operation code set to "Add new PC5 QoS flow(s) to the existing 5G ProSe direct link "; and
- c) may include the PC5 QoS rule(s) to indicate the packet filters of the PC5 QoS flow(s).

If the 5G ProSe direct link modification procedure is to modify the PC5 QoS parameters for existing PC5 QoS flow(s) in the existing 5G ProSe direct link, the initiating UE shall create a PROSE DIRECT LINK MODIFICATION REQUEST message. In this message, the initiating UE:

- a) shall include the PQFI(s) and the corresponding PC5 QoS parameters, including the ProSe identifier(s);
- b) shall include the link modification operation code set to "Modify PC5 QoS parameters of the existing PC5 QoS flow(s)"; and
- c) may include the PC5 QoS rule(s) to indicate the packet filters of the PC5 QoS flow(s).

If the 5G ProSe direct link modification procedure is to associate new ProSe application(s) with existing PC5 QoS flow(s), the initiating UE shall create a PROSE DIRECT LINK MODIFICATION REQUEST message. In this message, the initiating UE:

- a) shall include the PQFI(s) and the corresponding PC5 QoS parameters, including the ProSe identifier(s);
- b) shall include the link modification operation code set to "Associate new ProSe application(s) with existing PC5 QoS flow(s)"; and
- c) may include the PC5 QoS rule(s) to indicate the packet filters of the PC5 QoS flow(s).

If the PC5 5G ProSe direct link modification procedure is to remove the associated ProSe application(s) from existing PC5 QoS flow(s), the initiating UE shall create a PROSE DIRECT LINK MODIFICATION REQUEST message. In this message, the initiating UE:

- a) shall include the PQFI(s) and the corresponding PC5 QoS parameters including the ProSe identifier(s); and
- b) shall include the link modification operation code set to "Remove ProSe application(s) from existing PC5 QoS flow(s)".

If the direct link modification procedure is to remove any PC5 QoS flow(s) from the existing 5G ProSe direct link, the initiating UE shall create a PROSE DIRECT LINK MODIFICATION REQUEST message. In this message, the initiating UE:

- a) shall include the PQFI(s); and
- b) shall include the link modification operation code set to "Remove existing PC5 QoS flow(s) from the existing 5G ProSe direct link".

After the PROSE DIRECT LINK MODIFICATION REQUEST message is generated, the initiating UE shall pass this message to the lower layers for transmission along with the initiating UE's layer-2 ID for 5G ProSe direct communication and the target UE's layer-2 ID for 5G ProSe direct communication and start timer T5081. The UE shall not send a new PROSE DIRECT LINK MODIFICATION REQUEST message to the same target UE while timer T5081 is running.

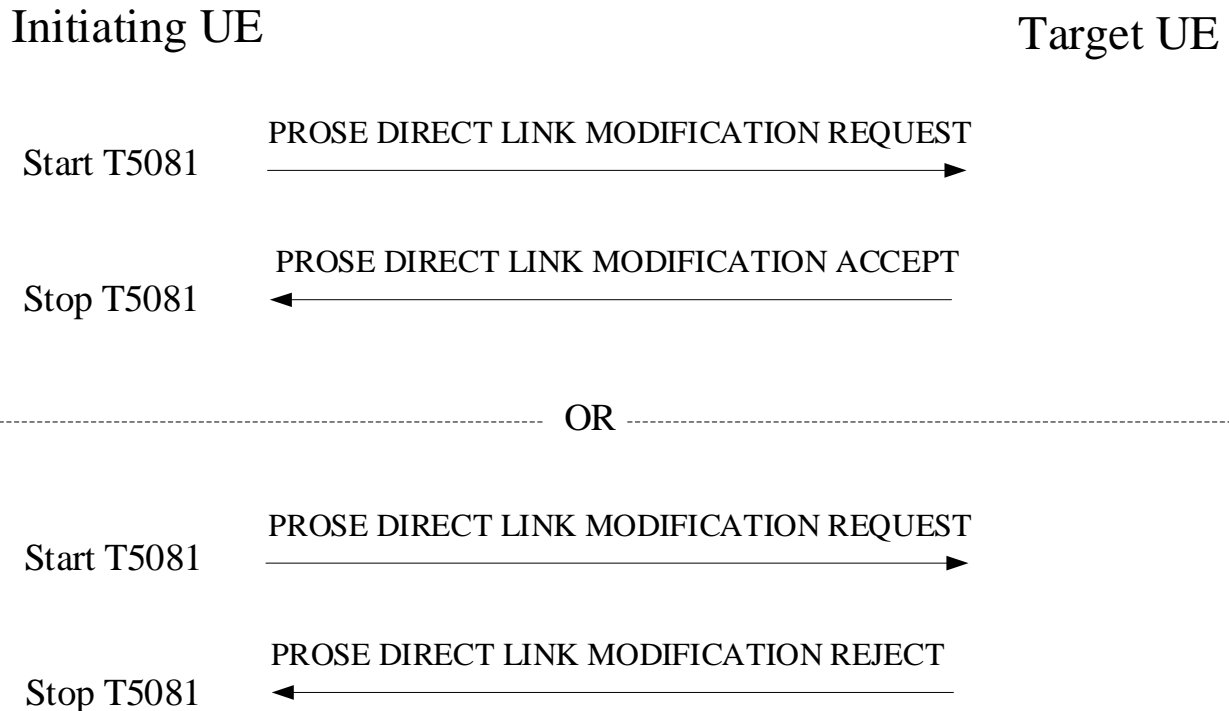


Figure 7.2.3.2.1: 5G ProSe direct link modification procedure

7.2.3.3 5G ProSe direct link modification procedure accepted by the target UE

If the PROSE DIRECT LINK MODIFICATION REQUEST message is accepted, the target UE shall respond with the PROSE DIRECT LINK MODIFICATION ACCEPT message.

If the PROSE DIRECT LINK MODIFICATION REQUEST message is to add a new ProSe application, add new PC5 QoS flow(s) or modify any existing PC5 QoS flow(s) in the 5G ProSe direct link, the target UE:

- a) shall include the PQFI(s), the corresponding PC5 QoS parameters and optionally the ProSe identifier(s) that the target UE accepts; and
- b) may include the PC5 QoS rule(s) to indicate the packet filters of the PC5 QoS flow(s);

in the PROSE DIRECT LINK MODIFICATION ACCEPT message.

If the PROSE DIRECT LINK MODIFICATION REQUEST message is to remove an existing ProSe application from the 5G ProSe direct link, the target UE shall delete the ProSe identifier received in the PROSE DIRECT LINK MODIFICATION REQUEST message and the corresponding PQFI(s) and PC5 QoS parameters from the profile associated with the 5G ProSe direct link.

If the PROSE DIRECT LINK MODIFICATION REQUEST message is to remove existing PC5 QoS flow(s) from the PC5 5G ProSe direct link, the target UE shall delete the PQFI(s) and the corresponding PC5 QoS parameters from the profile associated with the 5G ProSe direct link.

If the PROSE DIRECT LINK MODIFICATION REQUEST message is to add a new ProSe application, add new PC5 QoS flow(s) or modify any existing PC5 QoS flow(s) in the 5G ProSe direct link, after sending the PROSE DIRECT LINK MODIFICATION ACCEPT message, the target UE shall provide the added or modified PQFI(s) and corresponding PC5 QoS parameters along with PC5 link identifier to the lower layer.

If the PROSE DIRECT LINK MODIFICATION REQUEST message is to remove an existing ProSe application or to remove the existing PC5 QoS flow(s) from the 5G ProSe direct link, after sending the PROSE DIRECT LINK MODIFICATION ACCEPT message, the target UE shall provide the removed PQFI(s) along with the PC5 link identifier to the lower layer.

If the 5G ProSe direct link is for 5G ProSe direct communication between the 5G ProSe remote UE and the 5G ProSe layer-3 UE-to-network relay UE, and if the initiating UE is the 5G ProSe remote UE, then the target UE (as the 5G ProSe layer-3 UE-to-network relay UE) performs the QoS flows handling procedure as specified in clause 8.2.6.3.3 and clause 8.2.6.4.2.

If the target UE accepts the 5G ProSe direct link modification request, then the target UE may perform the PC5 QoS flow establishment over 5G ProSe direct link as specified in clause 7.2.7 and perform the PC5 QoS flow match over 5G ProSe direct link as specified in clause 7.2.8.

7.2.3.4 5G ProSe direct link modification procedure completion by the initiating UE

Upon receipt of the PROSE DIRECT LINK MODIFICATION ACCEPT message, the initiating UE shall stop timer T5081.

Upon receipt of the PROSE DIRECT LINK MODIFICATION ACCEPT message, if the PROSE DIRECT LINK MODIFICATION REQUEST message is to add a new ProSe application, add new PC5 QoS flow(s) or modify any existing PC5 QoS flow(s) in the 5G ProSe direct link, the initiating UE shall provide the added or modified PQFI(s) and corresponding PC5 QoS parameters along with PC5 link identifier to the lower layer.

Upon receipt of the PROSE DIRECT LINK MODIFICATION ACCEPT message, if the PROSE DIRECT LINK MODIFICATION REQUEST message is to remove an existing ProSe application or to remove the existing PC5 QoS flow(s) from the 5G ProSe direct link, the initiating UE shall provide the removed PQFI(s) along with the PC5 link identifier to the lower layer.

7.2.3.5 5G ProSe direct link modification procedure not accepted by the target UE

If the 5G ProSe direct link modification request cannot be accepted, the target UE shall send a PROSE DIRECT LINK MODIFICATION REJECT message. The PROSE DIRECT LINK MODIFICATION REJECT message contains a PC5 signalling protocol cause IE set to one of the following cause values:

- #5 lack of resources for 5G ProSe direct link;
- #6 required service not allowed;
- #12 security policy not aligned;
- #16 lack of local capabilities; or
- #111 protocol error, unspecified.

If the target UE is not allowed to accept this request, e.g., because the ProSe application to be added is not allowed per the operator policy or configuration parameters for ProSe communication over PC5 as specified in clause 5.2.4, the target UE shall send a PROSE DIRECT LINK MODIFICATION REJECT message with PC5 signalling protocol cause value #6 "required service not allowed".

If the 5G ProSe direct link modification fails due to the congestion problems or other temporary lower layer problems causing resource constraints, the target UE shall send a PROSE DIRECT LINK MODIFICATION REJECT message with PC5 signalling protocol cause value #5 "lack of resources for 5G ProSe direct link".

If the link modification operation code is set to "Associate new ProSe application(s) with existing PC5 QoS flow(s)" and the security policy corresponding to the ProSe identifier(s) is not aligned with the security policy applied to the existing 5G ProSe direct link, then the target UE shall send a PROSE DIRECT LINK MODIFICATION REJECT message with PC5 signalling protocol cause value #12 "security policy not aligned".

If the link modification operation requires the addition of new PC5 QoS flow(s) but the target UE cannot support additional packet filters which would be required on the existing PDU session of the target UE, then the target UE shall send a PROSE DIRECT LINK MODIFICATION REJECT message with PC5 signalling protocol cause value #16 "lack of local capabilities".

For other reasons causing the failure of link modification, the target UE shall send a PROSE DIRECT LINK MODIFICATION REJECT message with PC5 signalling protocol cause value #111 "protocol error, unspecified".

Upon receipt of the PROSE DIRECT LINK MODIFICATION REJECT message, the initiating UE shall stop timer T5081 and abort the 5G ProSe direct link modification procedure. If the PC5 signalling protocol cause value in the

PROSE DIRECT LINK MODIFICATION REJECT message is #11 "required service not allowed" or #5 "lack of resources for 5G ProSe direct link" or #12 "security policy not aligned", then the initiating UE shall not attempt to start 5G ProSe direct link modification with the same target UE to add the same ProSe application, or to add or modify the same PC5 QoS flow(s) at least for a time period T.

NOTE: The length of time period T is UE implementation specific and can be different for the case when the UE receives PC5 signalling protocol cause value #11 "required service not allowed" or when the UE receives PC5 signalling protocol cause value #5 "lack of resources for 5G ProSe direct link" or when the UE receives PC5 signalling protocol cause value #12 "security policy not aligned". The length of time period T is not less than 30 minutes.

7.2.3.6 Abnormal cases

7.2.3.6.1 Abnormal cases at the initiating UE

The following abnormal cases can be identified:

- a) If timer T5081 expires, the initiating UE shall retransmit the PROSE DIRECT LINK MODIFICATION REQUEST message and restart timer T5081. After reaching the maximum number of allowed retransmissions, the initiating UE shall abort the 5G ProSe direct link modification procedure and may notify the upper layer that the target UE is unreachable.

NOTE 1: The maximum number of allowed retransmissions is UE implementation specific.

NOTE 2: After reaching the maximum number of allowed retransmissions, whether the initiating UE releases this 5G ProSe direct link depends on its implementation.

- b) For the same 5G ProSe direct link, if the initiating UE receives a PROSE DIRECT LINK RELEASE REQUEST message after the initiation of UE-requested 5G ProSe direct link modification procedure, the initiating UE shall stop the timer T5081 and abort the 5G ProSe direct link modification procedure and proceed with the 5G ProSe direct link release procedure.
- c) For the same 5G ProSe direct link, if the initiating UE receives a PROSE DIRECT LINK MODIFICATION REQUEST message during the 5G ProSe direct link modification procedure, the initiating UE shall stop the timer T5081 and abort the 5G ProSe direct link modification procedure. Following handling is implementation dependent, e.g., the initiating UE waits for an implementation dependent time for initiating a new 5G ProSe direct link modification procedure, if still needed.

NOTE 3: The implementation dependent timer value needs to be set to avoid further collisions (e.g., random timer value).

7.2.3.6.2 Abnormal cases at the target UE

The following abnormal cases can be identified:

- a) For the same 5G ProSe direct link, if the target UE receives a PROSE DIRECT LINK RELEASE REQUEST message during the 5G ProSe direct link modification procedure, the target UE shall stop all running timers for this 5G ProSe direct link, abort the 5G ProSe direct link modification procedure and proceed with the 5G ProSe direct link release procedure.

7.2.4 5G ProSe direct link identifier update procedure

7.2.4.1 General

The 5G ProSe direct link identifier update procedure is used to update and exchange the new identifiers (e.g., application layer ID, layer-2 ID, security information and IP address/prefix) between two UEs for a 5G ProSe direct link before using the new identifiers. The UE sending the PROSE DIRECT LINK IDENTIFIER UPDATE REQUEST message is called the "initiating UE" and the other UE is called the "target UE".

7.2.4.2 5G ProSe direct link identifier update procedure initiation by initiating UE

The initiating UE shall initiate the procedure if:

- a) the initiating UE receives a request from upper layers to change the application layer ID and there is an existing 5G ProSe direct link associated with this application layer ID; or
- b) the privacy timer (see clause 5.2.4) of the initiating UE's layer-2 ID expires for an existing 5G ProSe direct link.

The initiating UE shall meet the following pre-conditions before initiating this procedure:

- a) the timer T5091 is not running; and
- b) the initiating UE is not performing the 5G ProSe direct link re-keying procedure initiated by the target UE.

If the 5G ProSe direct link identifier update procedure is triggered by a change of the initiating UE's application layer ID, the initiating UE shall create a PROSE DIRECT LINK IDENTIFIER UPDATE REQUEST message. In this message, the initiating UE:

- a) shall include the initiating UE's new application layer ID received from upper layer;
- b) shall include the initiating UE's new layer-2 ID assigned by itself;
- c) shall include the new MSB of $K_{\text{NRP-session}}$ ID; and
- d) shall include the new IP address/prefix if IP communication is used and the 5G ProSe direct link is not for 5G ProSe direct communication between 5G ProSe layer-2 remote UE and 5G ProSe layer-2 UE-to-network relay UE.

If the 5G ProSe direct link identifier update procedure is triggered by the expiry of the initiating UE's privacy timer T5090 as specified in clause 5.2.4 and clause 5.2.5, the initiating UE shall create a PROSE DIRECT LINK IDENTIFIER UPDATE REQUEST message. In this message, the initiating UE:

- a) shall include the initiating UE's new layer-2 ID assigned by itself;
- b) shall include the new MSB of $K_{\text{NRP-session}}$ ID;
- c) may include the initiating UE's new application layer ID if received from upper layer; and
- d) shall include the new IP address/prefix if IP communication is used and changed and the 5G ProSe direct link is not for 5G ProSe direct communication between 5G ProSe layer-2 remote UE and 5G ProSe layer-2 UE-to-network relay UE.

After the PROSE DIRECT LINK IDENTIFIER UPDATE REQUEST message is generated, the initiating UE shall pass this message to the lower layers for transmission along with the initiating UE's old layer-2 ID for 5G ProSe direct communication and the target UE's layer-2 ID for 5G ProSe direct communication and start timer T5082. The UE shall not send a new PROSE DIRECT LINK IDENTIFIER UPDATE REQUEST message to the same target UE while timer T5082 is running.

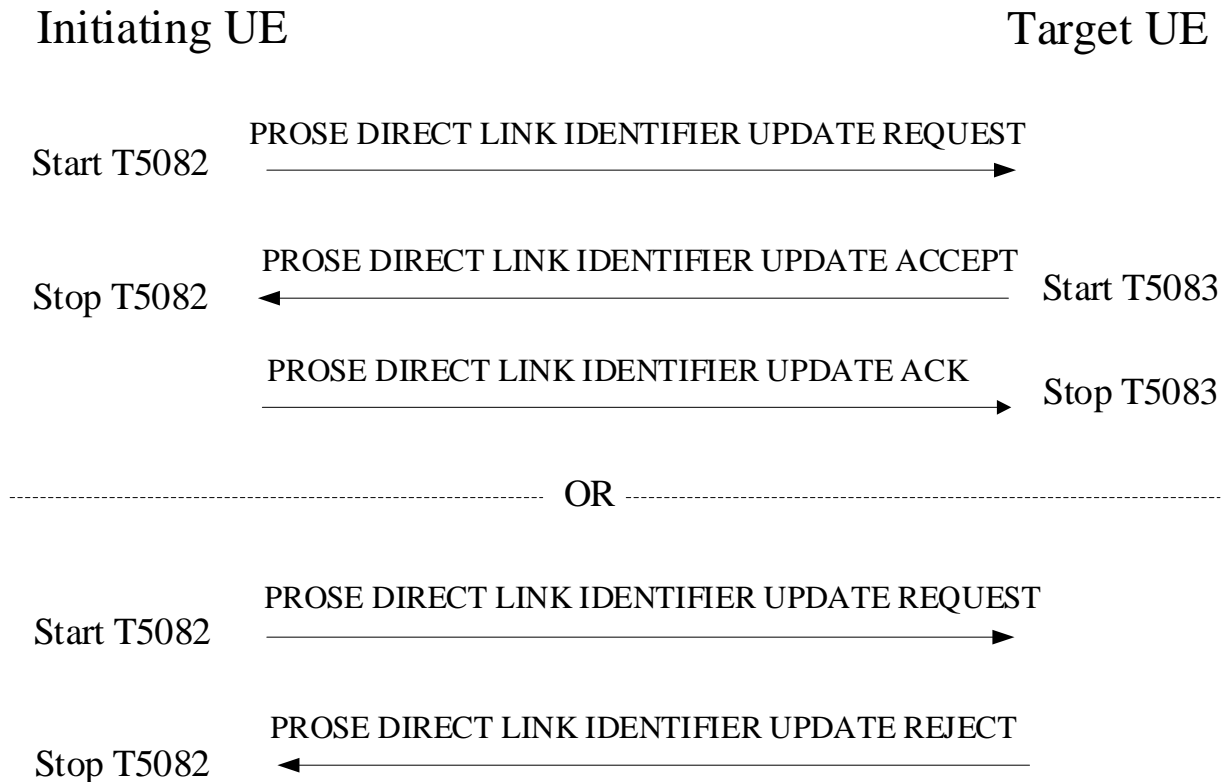


Figure 7.2.4.2.1: 5G ProSe direct link identifier update procedure

7.2.4.3 5G ProSe direct link identifier update procedure accepted by the target UE

Upon receipt of a PROSE DIRECT LINK IDENTIFIER UPDATE REQUEST message, if the target UE determines:

- a) the 5G ProSe direct link associated with this request message is still valid; and
- b) the timer T5083 for the 5G ProSe direct link identified by this request message is not running,

then the target UE accepts this request and responds with a PROSE DIRECT LINK IDENTIFIER UPDATE ACCEPT message.

The target UE shall create the PROSE DIRECT LINK IDENTIFIER UPDATE ACCEPT message. In this message, the target UE:

- a) shall include the target UE's new layer-2 ID assigned by itself;
- b) shall include the new LSB of $K_{\text{NRP-session}}$ ID;
- c) shall include the initiating UE's new MSB of $K_{\text{NRP-session}}$ ID;
- d) shall include the initiating UE's new layer-2 ID;
- e) shall include the target UE's new application layer ID if received from upper layer;
- f) shall include the initiating UE's new IP address/prefix if received from the initiating UE and IP communication is used;
- g) shall include the initiating UE's new application layer ID if received from the initiating UE; and
- h) shall include the target UE's new IP address/prefix if IP communication is used and changed and the 5G ProSe direct link is not for 5G ProSe direct communication between 5G ProSe layer-2 remote UE and 5G ProSe layer-2 UE-to-network relay UE.

After the PROSE DIRECT LINK IDENTIFIER UPDATE ACCEPT message is generated, the target UE shall pass this message to the lower layers for transmission along with the initiating UE's old layer-2 ID for 5G ProSe direct communication and the target UE's old layer-2 ID for 5G ProSe direct communication and start timer T5083. The UE shall not send a new PROSE DIRECT LINK IDENTIFIER UPDATE ACCEPT message to the same initiating UE while timer T5083 is running.

Before target UE receives the traffic using the new layer-2 IDs, the target UE shall continue to receive the traffic with the old layer-2 IDs (i.e., initiating UE's old layer-2 ID and target UE's old layer-2 ID) from initiating UE.

Before target UE receives the PROSE DIRECT LINK IDENTIFIER UPDATE ACK message from initiating UE, the target UE shall keep sending traffic to the initiating UE using the old layer-2 IDs (i.e., initiating UE's old layer-2 ID for 5G ProSe direct communication and target UE's old layer-2 ID for 5G ProSe direct communication).

7.2.4.4 5G ProSe direct link identifier update procedure acknowledged by the initiating UE

Upon receipt of the PROSE DIRECT LINK IDENTIFIER UPDATE ACCEPT message, the initiating UE shall stop timer T5082 and respond with a PROSE DIRECT LINK IDENTIFIER UPDATE ACK message. In this message, the initiating UE:

- a) shall include the target UE's new layer-2 ID;
- b) shall include the target UE's new LSB of $K_{\text{NRP-sess}}$ ID;
- c) shall include the target UE's new application layer ID, if received; and
- d) shall include the target UE's new IP address/prefix, if received.

After the PROSE DIRECT LINK IDENTIFIER UPDATE ACK message is generated, the initiating UE shall pass this message to the lower layers for transmission along with the initiating UE's old layer-2 ID for 5G ProSe direct communication and the target UE's old layer-2 ID for 5G ProSe direct communication and shall stop timer T5090 if running and start a timer T5090 as configured if at least one of ProSe identifiers for the 5G ProSe direct link satisfying the privacy requirements as specified in clause 5.2.4 or if satisfying the privacy requirements as specified in clause 5.2.5.

Upon sending the PROSE DIRECT LINK IDENTIFIER UPDATE ACK message, the initiating UE shall update the associated 5G ProSe direct link context with the new identifiers and pass the new layer-2 IDs (i.e., initiating UE's new layer-2 ID for 5G ProSe direct communication and target UE's new layer-2 ID for 5G ProSe direct communication) along with the PC5 link identifier down to the lower layer. Then the initiating UE shall use the new layer-2 IDs (i.e., initiating UE's new layer-2 ID for 5G ProSe direct communication and target UE's new layer-2 ID for 5G ProSe direct communication) to transmit the PC5 signalling message and PC5 user plane data.

The initiating UE shall continue to receive traffic with the old layer-2 IDs (i.e., initiating UE's old layer-2 ID for 5G ProSe direct communication and target UE's old layer-2 ID for 5G ProSe direct communication) from the target UE until it receives traffic with the new layer-2 IDs (i.e., initiating UE's new layer-2 ID and target UE's new layer-2 ID) from the target UE.

7.2.4.5 5G ProSe direct link identifier update procedure completion by the target UE

Upon receipt of the PROSE DIRECT LINK IDENTIFIER UPDATE ACK message, the target UE shall update the associated 5G ProSe direct link context with the new identifiers, pass the new layer-2 IDs (i.e., initiating UE's new layer-2 ID and target UE's new layer-2 ID) down to the lower layer, stop timer T5083 and timer T5090 if running and start a timer T5090 as configured if at least one of ProSe identifiers for the 5G ProSe direct link satisfying the privacy requirements as specified in clause 5.2.4 or if satisfying the privacy requirements as specified in clause 5.2.5. Then the target UE shall use the new layer-2 IDs (i.e., initiating UE's new layer-2 ID for 5G ProSe direct communication and target UE's new layer-2 ID for 5G ProSe direct communication) to transmit the PC5 signalling message and PC5 user plane data.

7.2.4.6 5G ProSe direct link identifier update procedure not accepted by the target UE

If the PROSE DIRECT LINK IDENTIFIER UPDATE REQUEST message cannot be accepted, the target UE shall send a PROSE DIRECT LINK IDENTIFIER UPDATE REJECT message. The PROSE DIRECT LINK IDENTIFIER UPDATE REJECT message contains a PC5 signalling protocol cause IE set to one of the following cause values:

#3 conflict of layer-2 ID for 5G ProSe direct communication is detected; or

#111 protocol error, unspecified.

For a received PROSE DIRECT LINK IDENTIFIER UPDATE REQUEST message from a layer-2 ID (for 5G ProSe direct communication), if the target UE already has an existing link using this layer-2 ID or is currently processing a PROSE DIRECT LINK IDENTIFIER UPDATE REQUEST message from the same layer-2 ID, but with user info different from the user info IE included in this new incoming message, the target UE shall send a PROSE DIRECT LINK IDENTIFIER UPDATE REJECT message with PC5 signalling protocol cause value #3 "conflict of layer-2 ID for 5G ProSe direct communication is detected".

NOTE: After receiving the PROSE DIRECT LINK IDENTIFIER UPDATE REJECT message, whether the initiating UE initiates the 5G ProSe direct link release procedure or initiates another 5G ProSe direct link identifier update procedure with a new layer-2 ID depends on UE implementation.

For other reasons causing the failure of link identifier update, the target UE shall send a PROSE DIRECT LINK IDENTIFIER UPDATE REJECT message with PC5 signalling protocol cause value #111 "protocol error, unspecified".

Upon receipt of the PROSE DIRECT LINK IDENTIFIER UPDATE REJECT message, the initiating UE shall stop timer T5082 and abort this 5G ProSe direct link identifier update procedure.

7.2.4.7 Abnormal cases

7.2.4.7.1 Abnormal cases at the initiating UE

The following abnormal cases can be identified:

- a) If timer T5082 expires, the initiating UE shall retransmit the PROSE DIRECT LINK IDENTIFIER UPDATE REQUEST message and restart timer T5082. After reaching the maximum number of allowed retransmissions, the initiating UE shall abort the 5G ProSe direct link identifier update procedure and may notify the upper layer that the target UE is unreachable.

NOTE 1: The maximum number of allowed retransmissions is UE implementation specific.

NOTE 2: After reaching the maximum number of allowed retransmissions, whether the initiating UE releases this 5G ProSe direct link depends on its implementation.

- b) For the same 5G ProSe direct link, if the initiating UE receives a PROSE DIRECT LINK IDENTIFIER UPDATE REQUEST message during the 5G ProSe direct link identifier update procedure, the initiating UE shall stop the timer T5082 and abort the 5G ProSe direct link identifier update procedure. Following handling is implementation dependent, e.g., the initiating UE waits for an implementation dependent time for initiating a new 5G ProSe direct link identifier update procedure, if still needed.

NOTE 3: The implementation dependent timer value needs to be set to avoid further collisions (e.g., random timer value).

- c) For the same 5G ProSe direct link, if the initiating UE receives a PROSE DIRECT LINK REKEYING REQUEST message after initiating the 5G ProSe direct link identifier update procedure, the initiating UE shall ignore the PROSE DIRECT LINK REKEYING REQUEST message and proceed with the 5G ProSe direct link identifier update procedure.
- d) For the same 5G ProSe direct link, if the initiating UE receives a PROSE DIRECT LINK RELEASE REQUEST message after the initiation of 5G ProSe direct link identifier update procedure, the initiating UE shall stop the timer T5082 and abort the 5G ProSe direct link identifier update procedure and proceed with the 5G ProSe direct link release procedure.

- e) After sending the PROSE DIRECT LINK IDENTIFIER UPDATE ACK message to the target UE, if another PROSE DIRECT LINK IDENTIFIER UPDATE ACCEPT message from the target UE is received before the traffic from the target UE with the new layer-2 IDs is received, the initiating UE shall retransmit the PROSE DIRECT LINK IDENTIFIER UPDATE ACK message along with the initiating UE's old layer-2 ID and the target UE's old layer-2 ID.

NOTE 4: It is up to implementation to handle the failure of traffic delivery for new layer-2 IDs if such traffic has been sent before the initiating UE retransmits the PROSE DIRECT LINK IDENTIFIER UPDATE ACK message.

- f) After sending the PROSE DIRECT LINK IDENTIFIER UPDATE ACK message to the target UE, if the initiating UE keeps receiving traffic from the target UE with the old layer-2 IDs and traffic from the target UE with the new layer-2 IDs is not received during an implementation specific time which is greater than the value of timer T5083, the initiating UE shall abort the 5G ProSe direct link identifier update procedure and may release the 5G ProSe direct link.

7.2.4.7.2 Abnormal cases at the target UE

The following abnormal cases can be identified:

- a) If timer T5083 expires, the target UE shall retransmit the PROSE DIRECT LINK IDENTIFIER UPDATE ACCEPT message and restart timer T5083. After reaching the maximum number of allowed retransmissions, the target UE shall abort the 5G ProSe direct link identifier update procedure and may notify the upper layer that the initiating UE is unreachable.

NOTE 1: The maximum number of allowed retransmissions is UE implementation specific.

NOTE 2: After reaching the maximum number of allowed retransmissions, whether the target UE releases this 5G ProSe direct link depends on its implementation.

- b) If PROSE DIRECT LINK IDENTIFIER UPDATE REQUEST is received when the timer T5083 is running, the target UE shall stop the timer T5083 and abort the ongoing 5G ProSe direct link identifier update procedure. The target UE shall handle the new PROSE DIRECT LINK IDENTIFIER UPDATE REQUEST as specified in clause 7.2.4.3.
- c) For the same 5G ProSe direct link, if the target UE receives a PROSE DIRECT LINK RELEASE REQUEST message during the 5G ProSe direct link identifier update procedure, the target UE shall stop the timer T5083, abort the 5G ProSe direct link identifier update procedure and proceed with the 5G ProSe direct link release procedure.

7.2.5 5G ProSe direct link keep-alive procedure

7.2.5.1 General

The 5G ProSe direct link keep-alive procedure is used to maintain a 5G ProSe direct link between two UEs, i.e., check that the link between the two UEs is still valid. The UE sending the PROSE DIRECT LINK KEEPALIVE REQUEST message is called the "initiating UE" and the other UE is called the "target UE".

The 5G ProSe direct link keep-alive procedure can be initiated by only one UE or both UEs in the established 5G ProSe direct link.

NOTE: Whether the 5G ProSe direct link keep-alive procedure is initiated by only one UE or both UEs in the established 5G ProSe direct link is UE implementation specific.

7.2.5.2 5G ProSe direct link keep-alive procedure initiation by the initiating UE

The initiating UE shall meet the following pre-condition before initiating the 5G ProSe direct link keep-alive procedure:

- a) there is a 5G ProSe direct link between the initiating UE and the target UE.

The initiating UE shall manage a keep-alive timer T5084 and a keep-alive counter for the 5G ProSe direct link keep-alive procedure. Timer T5084 is used to trigger the periodic initiation of the 5G ProSe direct link keep-alive procedure. The UE shall start or restart timer T5084 whenever the UE receives a PC5 signalling message or PC5 user plane data

from the target UE over this 5G ProSe direct link. The UE shall set the keep-alive counter to an initial value of zero after 5G ProSe direct link establishment.

The initiating UE shall initiate the 5G ProSe direct link keep-alive procedure when:

- a) timer T5084 for this link expires;
- b) optionally, a request from the lower layers to check the viability of the 5G ProSe direct link is received; or

NOTE 1: Whether the lower layers can request the initiation of the 5G ProSe direct link keep-alive procedure and what the triggers for the lower layers are to request the initiation of the 5G ProSe direct link keep-alive procedure, are UE implementation specific.

- c) optionally, a request from the upper layers to check the viability of the 5G ProSe direct link is received.

NOTE 2: Whether the upper layers can request the initiation of the 5G ProSe direct link keep-alive procedure and what the triggers for the upper layers are to request the initiation of the 5G ProSe direct link keep-alive procedure, are UE implementation specific.

In order to initiate the 5G ProSe direct link keep-alive procedure, the initiating UE shall stop timer T5084, if running and shall create a PROSE DIRECT LINK KEEPALIVE REQUEST message. In this message, the initiating UE:

- a) shall include the keep-alive counter for the 5G ProSe direct link; and
- b) may include a maximum inactivity period to indicate the maximum inactivity period of the initiating UE over this 5G ProSe direct link.

NOTE 3: The value chosen for the maximum inactivity period of the initiating UE is UE implementation specific with the objective to minimize the number of keep-alive procedures as much as possible. It is desirable to have the maximum inactivity period value to be slightly higher than the value of keep-alive timer T5084.

After the PROSE DIRECT LINK KEEPALIVE REQUEST message is generated, the initiating UE shall pass this message to the lower layers for transmission along with the initiating UE's layer-2 ID for 5G ProSe direct communication and the target UE's layer-2 ID for 5G ProSe direct communication and start timer T5085. The UE shall not send a new PROSE DIRECT LINK KEEPALIVE REQUEST message to the same target UE while timer T5085 is running.

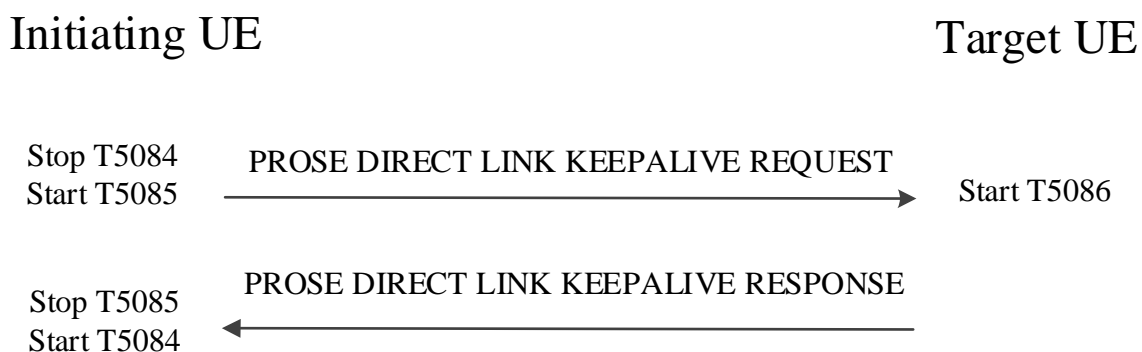


Figure 7.2.5.2.1: 5G ProSe direct link keep-alive procedure

7.2.5.3 5G ProSe direct link keep-alive procedure accepted by the target UE

Upon receipt of a PROSE DIRECT LINK KEEPALIVE REQUEST message, the target UE shall create a PROSE DIRECT LINK KEEPALIVE RESPONSE message. In this message, the target UE:

- a) shall include the keep-alive counter set to the same value as that received in the PROSE DIRECT LINK KEEPALIVE REQUEST message.

After the PROSE DIRECT LINK KEEPALIVE RESPONSE message is generated, the target UE shall pass this message to the lower layers for transmission along with the target UE's layer-2 ID for 5G ProSe direct communication and the initiating UE's layer-2 ID for 5G ProSe direct communication.

If a maximum inactivity period is included in the PROSE DIRECT LINK KEEPALIVE REQUEST message, the target UE shall stop T5086, if running and start T5086 with its value set to the maximum inactivity period. The target UE shall restart T5086 whenever the target UE receives a PC5 signalling message or PC5 user plane data from the initiating UE over this 5G ProSe direct link.

7.2.5.4 5G ProSe direct link keep-alive procedure completion by the initiating UE

Upon receipt of a PROSE DIRECT LINK KEEPALIVE RESPONSE message, the initiating UE shall stop timer T5085, start timer T5084 and increment the keep-alive counter for the 5G ProSe direct link.

7.2.5.5 Abnormal cases

7.2.5.5.1 Abnormal cases at the initiating UE

- a) Timer T5085 expires.

The initiating UE shall retransmit the PROSE DIRECT LINK KEEPALIVE REQUEST message with the last used value of the keep-alive counter and restart timer T5085. After reaching the maximum number of allowed retransmissions, the initiating UE shall abort the 5G ProSe direct link keep-alive procedure and locally release the 5G ProSe direct link.

NOTE: The maximum number of allowed retransmissions is UE implementation specific.

- b) The need to use this 5G ProSe direct link no longer exists before the 5G ProSe direct link keep-alive procedure is completed.

The initiating UE shall abort the 5G ProSe direct link keep-alive procedure and initiate a 5G ProSe direct link release procedure.

- c) The initiating UE receives a PROSE DIRECT LINK KEEPALIVE RESPONSE message with a keep-alive counter value different from the value which the initiating UE had included in the last sent PROSE DIRECT LINK KEEPALIVE REQUEST message.

The initiating UE shall discard the PROSE DIRECT LINK KEEPALIVE RESPONSE message.

- d) The initiating UE receives a PC5 signalling message other than a PROSE DIRECT LINK KEEPALIVE RESPONSE message or PC5 user plane data from the target UE over this 5G ProSe direct link while timer T5085 is running.

The initiating UE shall stop timer T5085, abort the 5G ProSe direct link keep-alive procedure, start timer T5084 and increment the keep-alive counter for the 5G ProSe direct link.

- e) The initiating UE receives a PROSE DIRECT LINK KEEPALIVE RESPONSE message when T5085 is not running.

The initiating UE shall discard the PROSE DIRECT LINK KEEPALIVE RESPONSE message.

7.2.5.5.2 Abnormal cases at the target UE

- a) Timer T5086 expires.

The target UE shall:

- 1) initiate a 5G ProSe direct link keep-alive procedure to check the link; or
- 2) initiate the 5G ProSe direct link release procedure.

Whether the UE chooses 1) or 2) is left to UE implementation.

- b) The target UE receives a PROSE DIRECT LINK KEEPALIVE REQUEST message with a keep-alive counter value lower than the value which the target UE had included in the last sent PROSE DIRECT LINK KEEPALIVE RESPONSE message.

The target UE shall discard the PROSE DIRECT LINK KEEPALIVE REQUEST message.

- c) The target UE receives a PROSE DIRECT LINK KEEPALIVE REQUEST message if there is a pending PC5 signalling message or PC5 user plane data to be sent to the initiating UE over this 5G ProSe direct link.

The target UE:

- 1) shall pass this PC5 signalling message to the lower layers for transmission along with the target UE's layer-2 ID for 5G ProSe direct communication and the initiating UE's layer-2 ID for 5G ProSe direct communication, or perform the data transmission over 5G ProSe direct link as specified in clause 7.2.9; and
- 2) shall consider transmission of this PC5 signalling message or PC5 user plane data to be an implicit PROSE DIRECT LINK KEEPALIVE RESPONSE message and skip generating a PROSE DIRECT LINK KEEPALIVE RESPONSE message. If a maximum inactivity period is included in the PROSE DIRECT LINK KEEPALIVE REQUEST message, the target UE shall stop T5086, if running and start T5086 with its value set to the maximum inactivity period.

7.2.6 5G ProSe direct link release procedure

7.2.6.1 General

The 5G ProSe direct link release procedure is used to release a secure 5G ProSe direct link between two UEs. The link can be released from either end point. The UE sending the PROSE DIRECT LINK RELEASE REQUEST message is called the "initiating UE" and the other UE is called the "target UE".

If the UE receives an indication of radio link failure or an indication of PC5-RRC connection release from the lower layer, the UE shall release the 5G ProSe direct link locally and may delete the K_{NRP} ID associated with this link after an implementation specific time. If the UE acting as 5G ProSe layer-2 UE-to-network relay UE or 5G ProSe layer-2 remote UE receives a request of 5G ProSe direct link release from the lower layer as specified in 3GPP TS 38.331 [13], the UE shall initiate the 5G ProSe direct link release procedure.

When the direct link between a 5G ProSe remote UE and a 5G ProSe UE-to-network relay UE is released, the 5G ProSe layer-3 UE-to-network relay UE shall perform the remote UE report procedure as specified in 3GPP TS 24.501 [11].

7.2.6.2 5G ProSe direct link release procedure initiation by initiating UE

The initiating UE shall initiate the procedure if a request from upper layers to release a 5G ProSe direct link with the target UE which uses a known layer-2 ID (for unicast communication) is received and there is an existing 5G ProSe direct link between these two UEs.

The initiating UE may initiate the procedure if the target UE has been non-responsive, e.g., no response in the 5G ProSe direct link modification procedure, 5G ProSe direct link identifier update procedure, 5G ProSe direct link re-keying procedure or 5G ProSe direct link keep-alive procedure.

The initiating UE may initiate the procedure to release an established 5G ProSe direct link if the UE has reached the maximum number of established 5G ProSe direct links and there is a need to establish a new 5G ProSe direct link. In this case, which 5G ProSe direct link is to be released is up to UE implementation.

The initiating UE may initiate the procedure to release an established 5G ProSe direct link upon expiry of the timer T5084.

If:

- a) the initiating UE acts as 5G ProSe layer-3 UE-to-network relay UE; and
- b) the PDU session established for relaying the traffic of the target UE is released by the initiating UE or the network as specified in 3GPP TS 24.501 [11] clause 6.3.3 or clause 6.4.3;

the initiating UE should initiate the 5G ProSe direct link release procedure.

If the initiating UE which is acting as 5G ProSe layer-3 UE-to-network relay UE establishes a new PDU session after receiving 5GSM cause value #39 "reactivation requested" as specified in 3GPP TS 24.501 [11] clause 6.3.2.3, the UE may initiate the 5G ProSe direct link release procedure.

If:

- a) the initiating UE acts as 5G ProSe layer-2 remote UE or 5G ProSe layer-3 remote UE for relay with N3IWF support; and
- b) the initiating UE is in 5GMM-IDLE mode;

the initiating UE may initiate the 5G ProSe direct link release procedure.

If:

- a) the initiating UE acts as 5G ProSe layer-2 remote UE, 5G ProSe layer-3 remote UE or 5G ProSe layer-2 UE-to-network relay UE; and
- b) the service authorization for the initiating UE to act as 5G ProSe layer-2 remote UE, 5G ProSe layer-3 remote UE or 5G ProSe layer-2 UE-to-network relay UE is revoked after receiving the configuration parameters for 5G ProSe UE-to-network relay as specified in clause 5.2.5;

the initiating UE should initiate the 5G ProSe direct link release procedure.

If:

- a) the initiating UE acts as 5G ProSe layer-3 UE-to-network relay UE; and
- b) the service authorization for the initiating UE to act as 5G ProSe layer-3 UE-to-network relay UE in the serving PLMN is revoked after receiving the configuration parameters for 5G ProSe UE-to-network relay as specified in clause 5.2.5;

the initiating UE should initiate the 5G ProSe direct link release procedure, and the initiating UE releases the PDU session established for relaying the traffic of the target UE as specified in 3GPP TS 24.501 [11] clause 6.4.3.

In order to initiate the 5G ProSe direct link release procedure, the initiating UE shall create a PROSE DIRECT LINK RELEASE REQUEST message with a PC5 signalling protocol cause IE indicating one of the following cause values:

- #1 direct communication to the target UE not allowed;
- #2 direct communication to the target UE no longer needed;
- #4 direct connection is not available anymore;
- #5 lack of resources for 5G ProSe direct link;
- #13 congestion situation; or
- #111 protocol error, unspecified.

If the 5G ProSe direct link was established for relaying and:

- a) the NAS level mobility management congestion control as specified in clause 5.3.9 of TS 24.501 [11] is activated at the initiating UE; or
- b) the initiating UE is under congestion;

the initiating UE shall send a PROSE DIRECT LINK RELEASE REQUEST message containing PC5 signalling protocol cause value #13 "congestion situation". The initiating UE may provide a back-off timer value to the target UE in the PROSE DIRECT LINK RELEASE REQUEST message. The initiating UE shall not accept any 5G ProSe direct link establishment request for relaying if the back-off timer NAS level mobility management congestion control is running.

NOTE 1: How the initiating UE determines that it is under congestion is implementation specific (e.g., any relaying related operational overhead, etc).

NOTE 2: In case the initiating UE is under the NAS level mobility management congestion control, it is an implementation option that the provided back-off timer value to the target UE is set to the mobility management back-off timer T3346 or with an additional offset value.

If the 5G ProSe direct link was established by the initiating UE which is a 5G ProSe layer-2 remote UE, and the NAS level mobility management congestion control as specified in clause 5.3.9 of 3GPP TS 24.501 [11] is activated at the initiating UE, then the initiating UE shall send a PROSE DIRECT LINK RELEASE REQUEST message containing PC5 signalling protocol cause value #13 "congestion situation".

The initiating UE shall include the new 2 MSBs of K_{NRP} ID in the PROSE DIRECT LINK RELEASE REQUEST message.

After the PROSE DIRECT LINK RELEASE REQUEST message is generated, the initiating UE shall pass this message to the lower layers for transmission along with the initiating UE's layer-2 ID for unicast communication and the target UE's layer-2 ID for unicast communication and shall stop T5090 if running. The initiating UE shall start timer T5087.

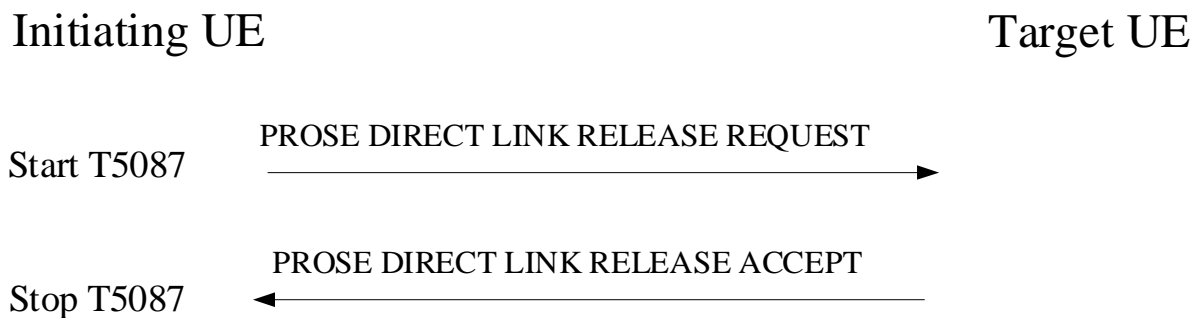


Figure 7.2.6.2.1: 5G ProSe direct link release procedure

7.2.6.3 5G ProSe direct link release procedure accepted by the target UE

Upon receiving a PROSE DIRECT LINK RELEASE REQUEST message, the target UE shall stop all running timers for this 5G ProSe direct link and abort any other ongoing PC5 signalling protocol procedures on this 5G ProSe direct link.

If the PC5 signalling protocol cause value in the PROSE DIRECT LINK RELEASE REQUEST message is #13 "congestion situation" and a back-off timer value is provided in the PROSE DIRECT LINK RELEASE REQUEST message, the target UE shall start timer T5088 associated with the layer-2 ID of the initiating UE and set its value to the provided timer value.

The target UE shall respond with a PROSE DIRECT LINK RELEASE ACCEPT message. The target UE shall include the new 2 LSBs of K_{NRP} ID in the PROSE DIRECT LINK RELEASE ACCEPT message. After the message is sent, the target UE shall release the 5G ProSe direct link by performing the following behaviours:

- inform the lower layer along with the PC5 link identifier that the 5G ProSe direct link has been released; and
- delete the 5G ProSe direct link context of the 5G ProSe direct link after an implementation specific time.

The target UE shall form the new K_{NRP} ID from the new MSBs of K_{NRP} ID received in the PROSE DIRECT LINK RELEASE REQUEST message and the new LSBs of K_{NRP} ID included in the PROSE DIRECT LINK RELEASE ACCEPT message. The target UE shall replace the existing K_{NRP} ID with the new K_{NRP} ID. The target UE may include the new K_{NRP} ID in PROSE DIRECT LINK ESTABLISHMENT REQUEST message with the initiating UE as specified in clause 7.2.2.2.

7.2.6.4 5G ProSe direct link release procedure completion by the initiating UE

Upon receipt of the PROSE DIRECT LINK RELEASE ACCEPT message, the initiating UE shall stop timer T5087 and shall release the 5G ProSe direct link by performing the following behaviours:

- inform the lower layer along with the PC5 link identifier that the 5G ProSe direct link has been released; and

- b) delete the 5G ProSe direct link context of the 5G ProSe direct link after an implementation specific time.

The initiating UE shall form the new K_{NRP} ID from the MSBs of K_{NRP} ID included in the PROSE DIRECT LINK RELEASE REQUEST message and the LSBs of K_{NRP} ID received in the PROSE DIRECT LINK RELEASE ACCEPT message. The initiating UE shall replace the existing K_{NRP} ID with the new K_{NRP} ID. The initiating UE may include the new K_{NRP} ID in PROSE DIRECT LINK ESTABLISHMENT REQUEST message with the target UE as specified in clause 7.2.2.2.

7.2.6.5 Abnormal cases

7.2.6.5.1 Abnormal cases at the initiating UE

If retransmission timer T5087 expires and the PC5 signalling protocol cause included in the PC5 signalling protocol cause IE in the PROSE DIRECT LINK RELEASE REQUEST message was #4 "direct connection is not available anymore", the initiating UE shall release the 5G ProSe direct link locally and delete the K_{NRP} ID associated with this link. From this time onward the initiating UE shall no longer send or receive any messages via this link.

If retransmission timer T5087 expires and the PC5 signalling protocol cause included in the PC5 signalling protocol cause IE in the PROSE DIRECT LINK RELEASE REQUEST message was not #4 "direct connection is not available anymore", the initiating UE shall initiate the transmission of the PROSE DIRECT LINK RELEASE REQUEST message again and restart timer T5087.

If no response is received from the target UE after reaching the maximum number of allowed retransmissions, the initiating UE shall release the 5G ProSe direct link locally and delete the K_{NRP} ID associated with this link. From this time onward the initiating UE shall no longer send or receive any messages via this link.

NOTE: The maximum number of allowed retransmissions is UE implementation specific.

7.2.7 PC5 QoS flow establishment over 5G ProSe direct link

In order to establish a PC5 QoS flow establishment over 5G ProSe direct link, the UE shall derive the PC5 QoS parameters based on the ProSe application requirements provided by the upper layers (if available) and the ProSe identifier(s) according to the PC5 QoS mapping rules defined in clause 5.2.4. The UE shall create the PC5 QoS flow(s) based on the derived PC5 QoS parameters. For each PC5 QoS flow to be created, the UE shall perform the following operations:

- a) self-assign a PQFI;
- b) create a PC5 QoS flow context, which contains:
 - 1) the PQFI;
 - 2) the ProSe identifier(s); and
 - 3) the derived PC5 QoS parameters;
- c) create a new PC5 QoS rule which contains:
 - 1) a PC5 QoS rule identifier;
 - 2) the PQFI;
 - 3) a set of packet filters; and
 - 4) a precedence value; and
- d) pass the following parameters to the lower layers:
 - 1) the PQFI;
 - 2) the PC5 QoS parameters;
 - 3) the PC5 link identifier; and
 - 4) optionally, the source and destination layer-2 IDs.

Three types of packet filters are supported for unicast mode 5G ProSe direct communication over PC5, i.e., the ProSe IP packet filter set, the ProSe packet filter set and the ProSe Ethernet packet filter set. A PC5 QoS Rule contains one of the following:

- a) the ProSe IP packet filter set;
- b) the ProSe packet filter set; or
- c) the ProSe Ethernet packet filter set.

The ProSe IP packet filter set is defined as content of the packet filter contents field specified in 3GPP TS 24.501 [11] figure 9.11.4.13.4 and table 9.11.4.13.1.

The ProSe packet filter set shall support packet filters based on at least any combination of:

- a) ProSe identifier;
- b) the source layer-2 ID and the destination layer-2 ID; and
- c) application layer ID (e.g., Station ID).

The ProSe Ethernet packet filter set is defined as content of the Ethernet packet filter set as specified in 3GPP TS 24.501 [11] figure 9.11.4.13.4 and table 9.11.4.13.1.

Each PC5 QoS rule additionally contains the ProSe identifier(s) when the ProSe identifier is not included in the PC5 packet filter set.

The UE shall also pass the one or more ProSe NR frequencies associated with the ProSe identifier of the ProSe application and the communication mode which is set to unicast mode for the ProSe identifier to the lower layers based on the ProSe identifier to ProSe NR frequency mapping rules for 5G ProSe communication over PC5 as specified in clause 5.2.4.

If the 5G ProSe direct link is for direct communication between the 5G ProSe remote UE and the 5G ProSe UE-to-network relay UE, PC5 QoS flow establishment over the 5G ProSe direct link is performed as specified in clause 8.2.6.

7.2.8 PC5 QoS flow match over 5G ProSe direct link

When service data or request from the upper layers is received, the UE determines if there is any existing PC5 QoS flow(s) matching the service data or request, i.e., based on the PC5 QoS rules for the existing PC5 QoS flow(s).

If there is no PC5 QoS rules for the existing PC5 QoS flow(s) matching the service data or request, the UE shall derive the PC5 QoS parameters based on the ProSe application requirements provided by the upper layers (if available) and the ProSe identifier(s) according to the PC5 QoS mapping rules defined in clause 5.2.4 and shall perform the following:

- a) if there is no existing PC5 QoS flow that fulfils the derived PC5 QoS parameters, then the UE shall create a new PC5 QoS flow as specified in clause 7.2.7;
- b) if there is an existing PC5 QoS flow that fulfils the derived PC5 QoS parameters, then the UE shall update the PC5 packet filter set in the PC5 QoS rule of this PC5 QoS flow, e.g., add the new packet filter in the PC5 QoS rule of this existing PC5 QoS flow; and
- c) the UE shall use the new PC5 QoS flow created as described in bullet a) or the existing PC5 QoS flow with the updated PC5 QoS rules as described in bullet b) to perform the transmission of ProSe direct communication over PC5 as specified in clause 7.2.9.

If there is a PC5 QoS rule for the existing PC5 QoS flow matching the service data or request, the UE shall use this existing PC5 QoS flow to perform transmission of ProSe direct communication over PC5 as specified in clause 7.2.9.

7.2.9 Data transmission over 5G ProSe direct link

7.2.9.1 Transmission

When receiving user data from upper layers to be sent over 5G ProSe direct link to a specific UE, the transmitting UE shall determine the 5G ProSe direct link context corresponding to the application layer ID and then shall tag each outgoing protocol data unit with the following information before passing it to the lower layers for transmission:

- a) a layer-3 protocol data unit type (see 3GPP TS 38.323 [16]) set to:
 - 1) IP, if the ProSe message contains IP data;
 - 2) Ethernet, if the ProSe message contains Ethernet data; or
 - 3) Unstructured, if the ProSe message contains Unstructured data;
- b) the PC5 link identifier associated with the 5G ProSe direct link context;
- c) optionally, the source layer-2 ID set to the source layer-2 ID associated with the 5G ProSe direct link context;
- d) optionally, the destination layer-2 ID set to the destination layer-2 ID associated with the 5G ProSe direct link context; and
- e) the PQFI set to the value corresponding to the ProSe identifier and the optional ProSe application requirements according to the mapping rules specified in clause 5.2.4.

If the 5G ProSe direct link is for direct communication between the 5G ProSe remote UE and the 5G ProSe UE-to-network relay UE, the association of the ProSe application on the PC5 QoS flow over the 5G ProSe direct link is performed as specified in clause 8.2.6.

7.2.9.2 Procedure for UE to use provisioned radio resources for ProSe communication over PC5

The procedures described for using NR-PC5 in clause 7.3.2.3 apply.

7.2.10 5G ProSe direct link security mode control procedure

7.2.10.1 General

The 5G ProSe direct link security mode control procedure is used to establish security between two UEs during a 5G ProSe direct link establishment procedure or a 5G ProSe direct link re-keying procedure. Security is not established if the UE PC5 signalling integrity protection is not activated. After successful completion of the 5G ProSe direct link security mode control procedure, the selected security algorithms and their non-null associate keys are used to integrity protect and cipher all PC5 signalling messages exchanged over this 5G ProSe direct link between the UEs and the security context can be used to protect all PC5 user plane data exchanged over this 5G ProSe direct link between the UEs. The UE sending the PROSE DIRECT LINK SECURITY MODE COMMAND message is called the "initiating UE" and the other UE is called the "target UE".

7.2.10.2 5G ProSe direct link security mode control procedure initiation by the initiating UE

The initiating UE shall meet the following pre-conditions before initiating the 5G ProSe direct link security mode control procedure:

- a) the target UE has initiated a 5G ProSe direct link establishment procedure toward the initiating UE by sending a PROSE DIRECT LINK ESTABLISHMENT REQUEST message and:
 - 1) the PROSE DIRECT LINK ESTABLISHMENT REQUEST message:
 - i) includes a target user info IE which includes the application layer ID of the initiating UE; or

- ii) does not include a target user info IE and the initiating UE is interested in the ProSe service identified by the ProSe identifier in the PROSE DIRECT LINK ESTABLISHMENT REQUEST message; and
- 2) the initiating UE:
- i) if the direct communication is not between the 5G ProSe remote UE and the 5G ProSe UE-to-network relay UE has either identified an existing K_{NRP} based on the K_{NRP} ID included in the PROSE DIRECT LINK ESTABLISHMENT REQUEST message or derived a new K_{NRP} ;
 - ii) if the direct communication is between the 5G ProSe remote UE and the 5G ProSe UE-to-network relay UE with the security procedure over user plane being used, has received a new K_{NRP} according to the security procedure over user plane as specified in 3GPP TS 33.503 [34];
 - iii) if the direct communication is between the 5G ProSe remote UE and the 5G ProSe UE-to-network relay UE with the security procedure over control plane being used, has received a new K_{NR_ProSe} according to the security procedure over control plane as specified in 3GPP TS 33.503 [34]; or
 - iv) has decided not to activate security protection based on its UE 5G ProSe direct signalling security policy and the target UE's 5G ProSe direct signalling security policy; or
- b) the target UE has initiated a 5G ProSe direct link re-keying procedure toward the initiating UE by sending a PROSE DIRECT LINK REKEYING REQUEST message and:
- 1) if the target UE has included a Re-authentication indication in the PROSE DIRECT LINK REKEYING REQUEST message, the initiating UE has derived a new K_{NRP} .

When:

- a) the direct communication is not between the 5G ProSe remote UE and the 5G ProSe UE-to-network relay UE, if a new K_{NRP} has been derived by the initiating UE; or
- b) the direct communication is between the 5G ProSe remote UE and the 5G ProSe UE-to-network relay UE, if a new K_{NRP} or K_{NR_ProSe} has been received by the initiating UE according to the security procedure over user plane or the security procedure over control plane, respectively, as specified in 3GPP TS 33.503 [34];

the initiating UE shall generate the 2 MSBs of K_{NRP} ID to ensure that the resultant K_{NRP} ID will be unique in the initiating UE.

NOTE 1: If the direct communication is not between the 5G ProSe remote UE and the 5G ProSe UE-to-network relay UE, the K_{NRP} ID holds the ID that corresponds to K_{NRP} . If the direct communication is between the 5G ProSe remote UE and the 5G ProSe UE-to-network relay UE, the K_{NRP} ID holds the ID that corresponds to K_{NRP} (if security procedure over user plane is used) or K_{NR_ProSe} (if security procedure over control plane is used).

The initiating UE shall select security algorithms in accordance with its UE 5G ProSe direct signalling security policy and the target UE's 5G ProSe direct signalling security policy. If the 5G ProSe direct link security mode control procedure was triggered during a 5G ProSe direct link establishment procedure, the initiating UE shall not select the null integrity protection algorithm if the initiating UE or the target UE's 5G ProSe direct signalling integrity protection policy is set to "Signalling integrity protection required". If the 5G ProSe direct link security mode control procedure was triggered during a 5G ProSe direct link re-keying procedure, the initiating UE:

- a) shall not select the null integrity protection algorithm if the integrity protection algorithm currently in use for the 5G ProSe direct link is different from the null integrity protection algorithm;
- b) shall not select the null ciphering protection algorithm if the ciphering protection algorithm currently in use for the 5G ProSe direct link is different from the null ciphering protection algorithm;
- c) shall select the null integrity protection algorithm if the integrity protection algorithm currently in use is the null integrity protection algorithm; and
- d) shall select the null ciphering protection algorithm if the ciphering protection algorithm currently in use is the null ciphering protection algorithm.

Then the initiating UE shall:

- a) if the direct communication is not between the 5G ProSe remote UE and the 5G ProSe UE-to-network relay UE:

- 1) generate a 128-bit Nonce_2 value;
 - 2) derive $K_{\text{NRP- sess}}$ from Nonce_1 received in the PROSE DIRECT LINK ESTABLISHMENT REQUEST message, K_{NRP} and Nonce_2, as specified in 3GPP TS 33.536 [37]; and
 - 3) derive the NR PC5 encryption key NRPEK and the NR PC5 integrity key NRPIK from $K_{\text{NRP- sess}}$ and the selected security algorithms as specified in 3GPP TS 33.536 [37];
- b) if the direct communication is between the 5G ProSe remote UE and the 5G ProSe UE-to-network relay UE and the security procedure over control plane as specified in 3GPP TS 33.503 [34] is used:
- 1) derive $K_{\text{relay- sess}}$ from $K_{\text{NR- ProSe}}$, Nonce_2 and Nonce_1 received in the PROSE DIRECT LINK ESTABLISHMENT REQUEST message as specified in 3GPP TS 33.503 [34]; and
 - 2) derive the NR PC5 encryption key $K_{\text{relay- enc}}$ and the NR PC5 integrity key $K_{\text{relay- int}}$ from $K_{\text{relay- sess}}$ and the selected security algorithms as specified in 3GPP TS 33.503 [34]; or
- c) if the direct communication is between the 5G ProSe remote UE and the 5G ProSe UE-to-network relay UE and the security procedure over user plane as specified in 3GPP TS 33.503 [34] is used:
- 1) derive $K_{\text{NRP- sess}}$ from K_{NRP} , K_{NRP} freshness parameter 2 and K_{NRP} freshness parameter 1 received in the PROSE DIRECT LINK ESTABLISHMENT REQUEST message as specified in 3GPP TS 33.503 [34]; and
 - 2) derive the NR PC5 encryption key NRPEK and the NR PC5 integrity key NRPIK from $K_{\text{NRP- sess}}$ and the selected security algorithms as specified in 3GPP TS 33.503 [34]; and
- d) create a PROSE DIRECT LINK SECURITY MODE COMMAND message. In this message, the initiating UE:
- 1) shall include the key establishment information container IE if the 5G ProSe direct link is not for direct communication between the 5G ProSe remote UE and the 5G ProSe UE-to-network relay UE and a new K_{NRP} has been derived at the initiating UE and the authentication method used to generate K_{NRP} requires sending information to complete the 5G ProSe direct link authentication procedure;

NOTE 2: The key establishment information container is provided by upper layers.

- 2) shall include the MSBs of K_{NRP} ID IE if a new K_{NRP} has been derived or a new K_{NRP} or $K_{\text{NR- ProSe}}$ has been received at the initiating UE;
- 3) shall include a Nonce_2 IE set to:
 - i) the 128-bit nonce value generated by the initiating UE when the direct communication is not between the 5G ProSe remote UE and the 5G ProSe UE-to-network relay UE;
 - ii) the K_{NRP} freshness parameter 2 value received by the initiating UE when the direct communication is between the 5G ProSe remote UE and the 5G ProSe UE-to-network relay UE with the security procedure over user plane as specified in 3GPP TS 33.503 [34] being used; or
 - iii) the Nonce_2 value received by the initiating UE when the direct communication is between the 5G ProSe remote UE and the 5G ProSe UE-to-network relay UE with the security procedure over control plane as specified in 3GPP TS 33.503 [34] being used;

for the purpose of session key establishment over this 5G ProSe direct link if the selected integrity protection algorithm is not the null integrity protection algorithm;
- 4) shall include the selected security algorithms;
- 5) shall include the UE security capabilities received from the target UE in the PROSE DIRECT LINK ESTABLISHMENT REQUEST message or PROSE DIRECT LINK REKEYING REQUEST message;
- 6) shall include the UE 5G ProSe direct signalling security policy received from the target UE in the PROSE DIRECT LINK ESTABLISHMENT REQUEST message;
- 7) shall include the LSB of $K_{\text{NRP- sess}}$ ID chosen by the initiating UE as specified in 3GPP TS 33.536 [37] if the selected integrity protection algorithm is not the null integrity protection algorithm;

NOTE 3: If the direct communication is not between the 5G ProSe remote UE and the 5G ProSe UE-to-network relay UE, the $K_{\text{NRP- sess}}$ ID holds the ID that corresponds to $K_{\text{NRP- sess}}$. If the direct communication is between the 5G ProSe remote UE and the 5G ProSe UE-to-network relay UE, the $K_{\text{NRP- sess}}$ ID holds the ID that corresponds to $K_{\text{NRP- sess}}$ (if security procedure over user plane is used) or $K_{\text{relay- sess}}$ (if security procedure over control plane is used).

- 8) shall include the GPI if received from the 5G PKMF according to the security procedure over user plane as specified in 3GPP TS 33.503 [34], when the direct communication is between the 5G ProSe remote UE and the 5G ProSe UE-to-network relay UE; and
- 9) shall include the EAP message if received from the network according to the security procedure over control plane as specified in 3GPP TS 33.503 [34], when the direct communication is between the 5G ProSe remote UE and the 5G ProSe UE-to-network relay UE.

If the security protection of this 5G ProSe direct link is activated by using non-null integrity protection algorithm or non-null ciphering protection algorithm, the initiating UE shall form the $K_{\text{NRP- sess}}$ ID from the MSB of $K_{\text{NRP- sess}}$ ID received in the PROSE DIRECT LINK ESTABLISHMENT REQUEST message or PROSE DIRECT LINK REKEYING REQUEST message and the LSB of $K_{\text{NRP- sess}}$ ID included in the PROSE DIRECT LINK SECURITY MODE COMMAND message. The initiating UE shall use the $K_{\text{NRP- sess}}$ ID to identify the new security context.

The initiating UE shall set the source layer-2 ID and destination layer-2 ID as follows:

- 1) if the initiating UE is acting as a 5G ProSe UE-to-network relay UE, and the EAP-AKA' based authentication method is used as specified in clause 6.3.3.3 of 3GPP TS 33.503 [34],
the source layer-2 ID set to the source layer-2 ID used in PROSE AA MESSAGE TRANSPORT REQUEST message, and the destination layer-2 ID set to the the destination layer-2 ID used in PROSE AA MESSAGE TRANSPORT REQUEST message;
- 2) if the initiating UE is not acting as a 5G ProSe UE-to-network relay UE, and a 5G ProSe direct link authentication procedure has been initiated:
the source layer-2 ID set to the source layer-2 ID used in PROSE DIRECT LINK AUTHENTICATION REQUEST message, and the destination layer-2 ID set to the the destination layer-2 ID used in PROSE DIRECT LINK AUTHENTICATION REQUEST message;
- 3) otherwise, self-assign a source layer-2 ID, and the destination layer-2 ID set to the source layer-2 ID in the PROSE DIRECT LINK ESTABLISHMENT REQUEST message.

NOTE 4: The UE implementation ensures that any value of the self-assigned source layer-2 ID is different from any other self-assigned source layer-2 ID(s) in use for 5G ProSe direct discovery as specified in clause 6.2.14, clause 6.2.15 and clause 8.2.1, and is different from any other provisioned destination layer-2 ID(s) as specified in clause 5.2.

NOTE 5: It is possible for the target UE to reuse the target UE's layer-2 ID used in previous 5G ProSe direct link with the same peer UE.

After the PROSE DIRECT LINK SECURITY MODE COMMAND message is generated, the initiating UE shall pass this message to the lower layers for transmission along with the source layer-2 ID and the destination layer-2 ID, NRPIK (or $K_{\text{relay- int}}$ when applicable), NRPEK (or $K_{\text{relay- enc}}$ when applicable) if applicable, $K_{\text{NRP- sess}}$ ID, the selected security algorithm as specified in TS 33.536 [37]; an indication of activation of the 5G ProSe direct signalling security protection for the 5G ProSe direct link with the new security context, if applicable and start timer T5089. The initiating UE shall not send a new PROSE DIRECT LINK SECURITY MODE COMMAND message to the same target UE while timer T5089 is running.

NOTE 6: The PROSE DIRECT LINK SECURITY MODE COMMAND message is integrity protected (and not ciphered) at the lower layer using the new security context.

If the 5G ProSe direct link security mode control procedure was triggered during a 5G ProSe direct link re-keying procedure, the initiating UE shall provide to the lower layers an indication of activation of the 5G ProSe direct user plane security protection for the 5G ProSe direct link with the new security context, if applicable, along with the initiating UE's layer-2 ID for 5G ProSe direct communication and the target UE's layer-2 ID for 5G ProSe direct communication.

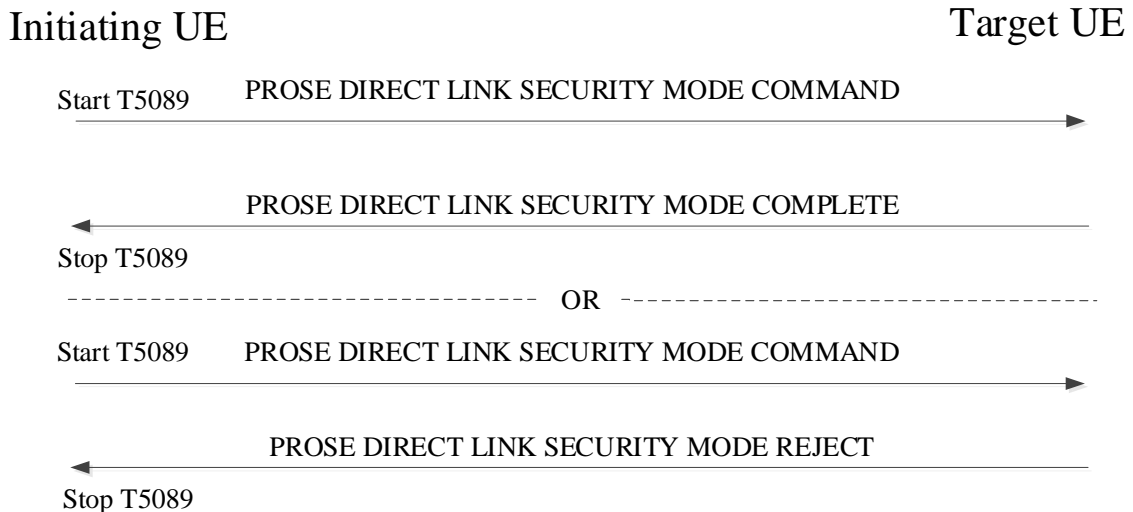


Figure 7.2.10.2.1: 5G ProSe direct link security mode control procedure

7.2.10.3 5G ProSe direct link security mode control procedure accepted by the target UE

Upon receipt of a PROSE DIRECT LINK SECURITY MODE COMMAND message, if a new assigned initiating UE's layer-2 ID is included and if the 5G ProSe direct link authentication procedure has not been executed, the target UE shall replace the original initiating UE's layer-2 ID with the new assigned initiating UE's layer-2 ID for 5G ProSe direct communication. The target UE shall check the selected security algorithms IE included in the PROSE DIRECT LINK SECURITY MODE COMMAND message. If "null integrity algorithm" is included in the selected security algorithms IE, the integrity protection is not offered for this 5G ProSe direct link and the signalling messages are transmitted unprotected. If "null ciphering algorithm" and an integrity algorithm other than "null integrity algorithm" are included in the selected algorithms IE, the ciphering protection is not offered for this 5G ProSe direct link and the signalling messages are transmitted unprotected. If the target UE's 5G ProSe direct signalling integrity protection policy is set to "Signalling integrity protection required", the target UE shall check the selected security algorithms IE in the PROSE DIRECT LINK SECURITY MODE COMMAND message does not include the null integrity protection algorithm. If the selected integrity protection algorithm is not the null integrity protection algorithm, the target UE shall:

- a) if the direct communication is not between the 5G ProSe remote UE and the 5G ProSe UE-to-network relay UE:
 - 1) derive $K_{\text{NRP- sess}}$ from K_{NRP} , Nonce_1 and Nonce_2 received in the PROSE DIRECT LINK SECURITY MODE COMMAND message as specified in 3GPP TS 33.536 [37];
 - 2) derive NRPIK from $K_{\text{NRP- sess}}$ and the selected integrity algorithm as specified in 3GPP TS 33.536 [37]; and
 - 3) if the $K_{\text{NRP- sess}}$ is derived and the selected ciphering protection algorithm is not the null ciphering protection algorithm, then the target UE shall derive NRPEK from $K_{\text{NRP- sess}}$ and the selected ciphering algorithm as specified in 3GPP TS 33.536 [37]; or
- b) if the direct communication is between the 5G ProSe remote UE and the 5G ProSe UE-to-network relay UE:
 - 1) if the security procedure over control plane as specified in 3GPP TS 33.503 [34] is used, derive $K_{\text{relay- sess}}$ according to the security procedure over control plane, and derive $K_{\text{relay- int}}$ from $K_{\text{relay- sess}}$ and the selected integrity algorithm as specified in 3GPP TS 33.503 [34]. If the $K_{\text{relay- sess}}$ is derived and the selected ciphering protection algorithm is not the null ciphering protection algorithm, then the target UE shall derive $K_{\text{relay- enc}}$ from $K_{\text{relay- sess}}$ and the selected ciphering algorithm as specified in 3GPP TS 33.503 [34]; or
 - 2) if security procedure over user plane as specified in 3GPP TS 33.503 [34] is used, derive $K_{\text{NRP- sess}}$ according to the security procedure over user plane, and derive NRPIK from $K_{\text{NRP- sess}}$ and the selected integrity algorithm as specified in 3GPP TS 33.503 [34]. If the $K_{\text{NRP- sess}}$ is derived and the selected ciphering protection algorithm is not the null ciphering protection algorithm, then the target UE shall derive NRPEK from $K_{\text{NRP- sess}}$ and the selected ciphering algorithm as specified in 3GPP TS 33.503 [34].

The target UE shall determine whether or not the PROSE DIRECT LINK SECURITY MODE COMMAND message can be accepted by:

- a) checking that the selected security algorithms IE in the PROSE DIRECT LINK SECURITY MODE COMMAND message does not include the null integrity protection algorithm if the target UE's 5G ProSe direct signalling integrity protection policy is set to "Signalling integrity protection required";
- b) asking the lower layers to check the integrity of the PROSE DIRECT LINK SECURITY MODE COMMAND message using NRPIK (or $K_{\text{relay-int}}$ when applicable) and the selected integrity protection algorithm, if the selected integrity protection algorithm is not the null integrity protection algorithm;
- c) checking that the received UE security capabilities have not been altered compared to the values that the target UE sent to the initiating UE in the PROSE DIRECT LINK ESTABLISHMENT REQUEST message or PROSE DIRECT LINK REKEYING REQUEST message;
- d) if the 5G ProSe direct link security mode control procedure was triggered during a 5G ProSe direct link establishment procedure,
 - 1) checking that the received UE 5G ProSe direct signalling security policy has not been altered compared to the values that the target UE sent to the initiating UE in the PROSE DIRECT LINK ESTABLISHMENT REQUEST message; and
 - 2) checking that the LSB of $K_{\text{NRP-sess}}$ ID included in the PROSE DIRECT LINK SECURITY MODE COMMAND message are not set to the same value as those received from another UE in response to the target UE's PROSE DIRECT LINK ESTABLISHMENT REQUEST message; and
- e) if the 5G ProSe direct link security mode control procedure was triggered during a 5G ProSe direct link rekeying procedure and the integrity protection algorithm currently in use for the 5G ProSe direct link is different from the null integrity protection algorithm, checking that the selected security algorithms IE in the PROSE DIRECT LINK SECURITY MODE COMMAND message do not include the null integrity protection algorithm.

If the target UE did not include a K_{NRP} ID in the PROSE DIRECT LINK ESTABLISHMENT REQUEST message, the target UE included a Re-authentication indication in the PROSE DIRECT LINK REKEYING REQUEST message or the initiating UE has chosen to derive:

- a) a new K_{NRP} if the direct communication is not between the 5G ProSe remote UE and the 5G ProSe UE-to-network relay UE; the target UE shall derive K_{NRP} as specified in 3GPP TS 33.536 [37];
- b) a new K_{NRP} , if the direct communication is between the 5G ProSe remote UE and the 5G ProSe UE-to-network relay UE and the security procedure over user plane as specified in 3GPP TS 33.503 [34] is used, the target UE shall derive K_{NRP} as specified in 3GPP TS 33.536 [37]; or
- c) a new $K_{\text{NR-ProSe}}$, if the direct communication is between the 5G ProSe remote UE and the 5G ProSe UE-to-network relay UE and the security procedure over control plane as specified in 3GPP TS 33.503 [34] is used, the target UE shall derive $K_{\text{NR-ProSe}}$ as specified in 3GPP TS 33.536 [37]; and

the target UE shall choose the 2 LSBs of K_{NRP} ID to ensure that the resultant K_{NRP} ID will be unique in the target UE. The target UE shall form K_{NRP} ID from the received MSB of K_{NRP} ID and its chosen 2 LSBs of K_{NRP} ID and shall store the complete K_{NRP} ID with $K_{\text{NRP}}/K_{\text{NR-ProSe}}$.

NOTE 1: If the direct communication is not between the 5G ProSe remote UE and the 5G ProSe UE-to-network relay UE, the K_{NRP} ID holds the ID that corresponds to K_{NRP} . If the direct communication is between the 5G ProSe remote UE and the 5G ProSe UE-to-network relay UE, the K_{NRP} ID holds the ID that corresponds to K_{NRP} (if security procedure over user plane is used) or $K_{\text{NR-ProSe}}$ (if security procedure over control plane is used).

If the GPI is included in the PROSE DIRECT LINK SECURITY MODE COMMAND message and the direct communication is between the 5G ProSe remote UE and the 5G ProSe UE-to-network relay UE, the target UE shall derive the UP-PRUK and obtain the UP-PRUK ID from the GPI, and use the UP-PRUK in deriving the K_{NRP} , according to the security procedure over user plane as specified in 3GPP TS 33.503 [34].

If the target UE accepts the PROSE DIRECT LINK SECURITY MODE COMMAND message, the target UE shall create a PROSE DIRECT LINK SECURITY MODE COMPLETE message. In this message, the target UE:

- a) if the 5G ProSe direct link security mode control procedure was triggered during a 5G ProSe direct link establishment procedure:
- 1) shall include the PQFI and the corresponding PC5 QoS parameters if the 5G ProSe direct link is not for 5G ProSe direct communication between the 5G ProSe remote UE and the 5G ProSe UE-to-network relay UE; or
 - 2) may include the PQFI and the corresponding PC5 QoS parameters if the 5G ProSe direct link is for 5G ProSe direct communication between 5G ProSe layer-3 remote UE and 5G ProSe layer-3 UE-to-network relay UE;

NOTE 2: The PQFI and the corresponding PC5 QoS parameters are not included if the 5G ProSe direct link is for 5G ProSe direct communication between 5G ProSe layer-2 remote UE and 5G ProSe layer-2 UE-to-network relay UE.

- b) if IP communication is used and the 5G ProSe direct link security mode control procedure was triggered during a 5G ProSe direct link establishment procedure, shall include an IP address configuration IE set to one of the following values:
- 1) "IPv6 router" if only IPv6 address allocation mechanism is supported by the target UE, i.e., acting as an IPv6 router;
 - 2) "DHCPv4 server" if only IPv4 address allocation mechanism is supported by the target UE, i.e., acting as a DHCPv4 server;
 - 3) "DHCPv4 server & IPv6 Router" if both IPv4 and IPv6 address allocation mechanism are supported by the target UE; or
 - 4) "address allocation not supported" if neither IPv4 nor IPv6 address allocation mechanism is supported by the target UE;

NOTE 3: The UE doesn't include an IP address configuration IE nor a link local IPv6 address IE if Ethernet or Unstructured data unit type is used for communication.

- c) if IP communication is used, the IP address configuration IE is set to "address allocation not supported" and the 5G ProSe direct link security mode control procedure was triggered during a 5G ProSe direct link establishment procedure, shall include a link local IPv6 address IE formed locally based on IETF RFC 4862 [25];
- d) if a new K_{NRP} was derived or a new K_{NRP} or K_{NR_ProSe} was received, shall include the 2 LSBs of K_{NRP} ID; and
- e) if the 5G ProSe direct link security mode control procedure was triggered during a 5G ProSe direct link establishment procedure, shall include its UE 5G ProSe direct user plane security policy for this 5G ProSe direct link. In the case where the different ProSe services are mapped to the different 5G ProSe direct user plane security policies, when more than one ProSe identifier is included in the PROSE DIRECT LINK ESTABLISHMENT REQUEST message, each of the user plane security policies of those ProSe services shall be compatible, e.g., "user plane integrity protection not needed" and "user plane integrity protection required" are not compatible.

If the selected integrity protection algorithm is not the null integrity protection algorithm, the target UE shall form the K_{NRP_sess} ID from the MSB of K_{NRP_sess} ID it had sent in the PROSE DIRECT LINK ESTABLISHMENT REQUEST message or PROSE DIRECT LINK REKEYING REQUEST message and the LSB of K_{NRP_sess} ID received in the PROSE DIRECT LINK SECURITY MODE COMMAND message. The target UE shall use the K_{NRP_sess} ID to identify the new security context.

After the PROSE DIRECT LINK SECURITY MODE COMPLETE message is generated, the target UE shall pass this message to the lower layers for transmission along with the target UE's layer-2 ID for 5G ProSe direct communication and the initiating UE's layer-2 ID for 5G ProSe direct communication, NRPIK (or $K_{relay-int}$ when applicable), NRPEK (or $K_{relay-enc}$ when applicable) if applicable, K_{NRP_sess} ID, the selected security algorithm as specified in 3GPP TS 33.536 [37] and an indication of activation of the 5G ProSe direct signalling security protection for the 5G ProSe direct link with the new security context, if applicable.

NOTE 4: The PROSE DIRECT LINK SECURITY MODE COMPLETE message and further 5G ProSe direct signalling messages are integrity protected and ciphered (if applicable) at the lower layer using the new security context.

If the 5G ProSe direct link security mode control procedure was triggered during a 5G ProSe direct link re-keying procedure, the target UE shall provide to the lower layers an indication of activation of the 5G ProSe direct user plane

security protection for the 5G ProSe direct link with the new security context, if applicable, along with the initiating UE's layer-2 ID for 5G ProSe direct communication and the target UE's layer-2 ID for 5G ProSe direct communication.

7.2.10.4 5G ProSe direct link security mode control procedure completion by the initiating UE

Upon receiving a PROSE DIRECT LINK SECURITY MODE COMPLETE message, the initiating UE shall stop timer T5089. If the selected integrity protection algorithm is not the null integrity protection algorithm, the UE checks the integrity of the PROSE DIRECT LINK SECURITY MODE COMPLETE message. If the integrity check passes, the initiating UE shall then continue the procedure which triggered the 5G ProSe direct link security mode control procedure. If the selected integrity protection algorithm is the null integrity protection algorithm, the UE continues the procedure without checking the integrity protection.

After receiving the PROSE DIRECT LINK SECURITY MODE COMPLETE message, the initiating UE shall delete the old security context it has for the target UE, if any.

7.2.10.5 5G ProSe direct link security mode control procedure not accepted by the target UE

If the PROSE DIRECT LINK SECURITY MODE COMMAND message cannot be accepted, the target UE shall send a PROSE DIRECT LINK SECURITY MODE REJECT message and the target UE shall abort the ongoing procedure that triggered the initiation of the 5G ProSe direct link security mode control procedure unless the ongoing procedure is a 5G ProSe direct link establishment procedure and the Target user info is not included in the PROSE DIRECT LINK ESTABLISHMENT REQUEST message. The PROSE DIRECT LINK SECURITY MODE REJECT message contains a PC5 signalling protocol cause IE indicating one of the following cause values:

- #5: lack of resources for 5G ProSe direct link;
- #7: integrity failure;
- #8: UE security capabilities mismatch;
- #9: LSB of $K_{NRP- sess}$ ID conflict;
- #10: UE PC5 unicast signalling security policy mismatch;
- #14: Authentication synchronisation error; or
- #111: protocol error, unspecified.

If this 5G ProSe direct link security mode control procedure is triggered during the 5G ProSe direct link establishment procedure and the implementation-specific maximum number of established NR 5G ProSe direct links has been reached, then the target UE shall send a PROSE DIRECT LINK SECURITY MODE REJECT message containing PC5 signalling protocol cause value #5 "lack of resources for 5G ProSe direct link".

If the PROSE DIRECT LINK SECURITY MODE COMMAND message cannot be accepted because the 5G ProSe direct link security mode control procedure was triggered during a 5G ProSe direct link establishment procedure, that the selected security algorithms IE in the PROSE DIRECT LINK SECURITY MODE COMMAND message included the null integrity protection algorithm and the target UE's 5G ProSe direct signalling integrity protection policy is set to "Signalling integrity protection required", the target UE shall include PC5 signalling protocol cause #10 "UE PC5 unicast signalling security policy mismatch" in the PROSE DIRECT LINK SECURITY MODE REJECT message.

If the PROSE DIRECT LINK SECURITY MODE COMMAND message cannot be accepted because the 5G ProSe direct link security mode control procedure was triggered during a 5G ProSe direct link re-keying procedure, the integrity protection algorithm currently in use for the 5G ProSe direct link is different from the null integrity protection algorithm and the selected security algorithms IE in the PROSE DIRECT LINK SECURITY MODE COMMAND message include the null integrity protection algorithm, the target UE, the target UE shall include PC5 signalling protocol cause #10 "UE PC5 unicast signalling security policy mismatch" in the PROSE DIRECT LINK SECURITY MODE REJECT message.

If the target UE detects that the received UE security capabilities IE in the PROSE DIRECT LINK SECURITY MODE COMMAND message has been altered compared to the latest values that the target UE sent to the initiating UE in the PROSE DIRECT LINK ESTABLISHMENT REQUEST message or PROSE DIRECT LINK REKEYING REQUEST

message, the target UE shall include PC5 signalling protocol cause #8 "UE security capabilities mismatch" in the PROSE DIRECT LINK SECURITY MODE REJECT message.

If the target UE detects that the LSB of $K_{\text{NRP- sess}}$ ID included in the PROSE DIRECT LINK SECURITY MODE COMMAND message are set to the same value as those received from another UE in response to the target UE's PROSE DIRECT LINK ESTABLISHMENT REQUEST message, the target UE shall include PC5 signalling protocol cause #9 "LSB of $K_{\text{NRP- sess}}$ ID conflict" in the PROSE DIRECT LINK SECURITY MODE REJECT message.

If the 5G ProSe direct link security mode control procedure is for direct communication between the 5G ProSe remote UE and the 5G ProSe UE-to-network relay UE, and the PROSE DIRECT LINK SECURITY MODE COMMAND message cannot be accepted due to a synchronisation error when processing the authentication vector contained in the GPI sent by the 5G ProSe UE-to-network relay UE to the 5G ProSe remote UE, if any, the target UE shall include PC5 signalling protocol cause #14 "Authentication synchronisation error" in the PROSE DIRECT LINK SECURITY MODE REJECT message and shall include the RAND and AUTS parameters in the PROSE DIRECT LINK SECURITY MODE REJECT message.

After the PROSE DIRECT LINK SECURITY MODE REJECT message is generated, the target UE shall pass this message to the lower layers for transmission along with the initiating UE's layer-2 ID for 5G ProSe direct communication and the target UE's layer-2 ID for 5G ProSe direct communication.

Upon receipt of the PROSE DIRECT LINK SECURITY MODE REJECT message, the initiating UE shall stop timer T5089, provide an indication to the lower layer of deactivation of the 5G ProSe direct security protection and deletion of security context for the 5G ProSe direct link, if applicable and:

- a) if the PC5 signalling protocol cause IE in the PROSE DIRECT LINK SECURITY MODE REJECT message is set to #9 "LSB of $K_{\text{NRP- sess}}$ ID conflict", retransmit the PROSE DIRECT LINK SECURITY MODE COMMAND message with a different value for the LSB of $K_{\text{NRP- sess}}$ ID and restart timer T5089;
- b) if the PC5 signalling protocol cause IE in the PROSE DIRECT LINK SECURITY MODE REJECT message is set to #14 "Authentication synchronisation error", the message contained a RAND and an AUTS, and the 5G ProSe direct link security mode control procedure is for direct communication between the 5G ProSe remote UE and the 5G ProSe UE-to-network relay UE, may fetch a fresh GPI from the PKMF by sending a Key Request message including RAND and AUTS as specified in 3GPP TS 33.503 [34]; or
- c) if the PC5 signalling protocol cause IE is set to the value other than #9 "LSB of $K_{\text{NRP- sess}}$ ID conflict" and other than #14 "Authentication synchronisation error", abort the ongoing procedure that triggered the initiation of the 5G ProSe direct link security mode control procedure.

7.2.10.6 Abnormal cases

7.2.10.6.1 Abnormal cases at the initiating UE

- a) Timer T5089 expires.

The initiating UE shall retransmit the PROSE DIRECT LINK SECURITY MODE COMMAND message and restart timer T5089. After reaching the maximum number of allowed retransmissions, the initiating UE shall abort the 5G ProSe direct link security mode control procedure, shall provide an indication to the lower layer of deactivation of the 5G ProSe direct security protection and deletion of security context for the 5G ProSe direct link, if applicable and shall abort the ongoing procedure that triggered the initiation of the 5G ProSe direct link security mode control procedure.

NOTE 1: The maximum number of allowed retransmissions is UE implementation specific.

- b) The need to use this 5G ProSe direct link no longer exists before the 5G ProSe direct link security mode control procedure is completed.

The initiating UE shall abort the procedure, shall provide an indication to the lower layer of deactivation of the 5G ProSe direct security protection and deletion of security context for the 5G ProSe direct link, if applicable and shall abort the ongoing procedure that triggered the initiation of the 5G ProSe direct link security mode control procedure.

- c) If PROSE DIRECT LINK MODIFICATION REQUEST message or PROSE DIRECT LINK IDENTIFIER UPDATE REQUEST message is received when the timer T5089 is running, the initiating UE shall discard the

PROSE DIRECT LINK MODIFICATION REQUEST message or PROSE DIRECT LINK IDENTIFIER UPDATE REQUEST message.

- d) For the same 5G ProSe direct link, if PROSE DIRECT LINK RELEASE REQUEST message is received when the timer T5089 is running, the initiating UE shall stop the timer T5089, abort the 5G ProSe direct link security mode control procedure and proceed with the 5G ProSe direct link release procedure.

NOTE 2: The abnormal cases as described in bullet c) or d) only happen when the 5G ProSe direct link security mode control procedure is used to establish security between two UEs during a 5G ProSe direct link re-keying procedure.

7.2.11 5G ProSe direct link re-keying procedure

7.2.11.1 General

The purpose of the 5G ProSe direct link re-keying procedure is to derive:

- a new $K_{\text{NRP-*sess*}$ and, optionally, a new K_{NRP} for an existing 5G ProSe direct link that is not between 5G ProSe remote UE and 5G ProSe UE-to-network relay UE;
- a new $K_{\text{NRP-*sess*}$ for an existing 5G ProSe direct link that is between 5G ProSe remote UE and 5G ProSe UE-to-network relay UE when the security procedure over user plane as specified in 3GPP TS 33.503 [34] is used; or
- a new $K_{\text{*relay-*sess*}}*$ for an existing 5G ProSe direct link that is between 5G ProSe remote UE and 5G ProSe UE-to-network relay UE when the security procedure over control plane as specified in 3GPP TS 33.503 [34] is used.

The UE sending the PROSE DIRECT LINK REKEYING REQUEST message is called the "initiating UE" and the other UE is called the "target UE".

NOTE 1: There is no benefit in performing the 5G ProSe direct link re-keying procedure when using the null integrity protection algorithm, hence it is recommended not to trigger it when using the null integrity protection algorithm.

7.2.11.2 5G ProSe direct link re-keying procedure initiation by the initiating UE

The initiating UE shall meet the following pre-condition before initiating the 5G ProSe direct link re-keying procedure:

- there is a 5G ProSe direct link between the initiating UE and the target UE; and
 - if the session key $K_{\text{NRP-*sess*}$ or $K_{\text{*relay-*sess*}}*$ (see clause 7.2.11.1) used to protect 5G ProSe direct link needs to be refreshed and neither timer T5089 nor T5091 are running;
 - if the UE wants to refresh K_{NRP} , when the 5G ProSe direct link is not between 5G ProSe remote UE and 5G ProSe UE-to-network relay UE, and neither timer T5089 nor T5091 are running; or
 - if the lower layers indicate that a 5G ProSe direct link re-keying procedure needs to be performed.

In order to initiate the 5G ProSe direct link re-keying procedure, the initiating UE shall create a PROSE DIRECT LINK REKEYING REQUEST message. In this message, the initiating UE:

- shall include the Key establishment information container IE if the 5G ProSe direct link is not for direct communication between the 5G ProSe remote UE and the 5G ProSe UE-to-network relay UE and the null integrity protection algorithm is not in use;

NOTE 1: The key establishment information container is provided by upper layers.

- shall include a Nonce_1 IE set to the 128-bit nonce value generated by the initiating UE for the purpose of session key refresh over this 5G ProSe direct link if the null integrity protection algorithm is not in use;
- shall include its UE security capabilities indicating the list of algorithms that the initiating UE supports for the re-keying of this 5G ProSe direct link;
- shall include the MSB of $K_{\text{NRP-*sess*}$ ID or the MSB of $K_{\text{*relay-*sess*}}*$ ID (see clause 7.2.11.1) chosen by the initiating UE as specified in 3GPP TS 33.503 [34] if the null integrity protection algorithm is not in use;

NOTE 2: The MSB of $K_{\text{NRP-seSS}}$ ID IE in the PROSE DIRECT LINK REKEYING REQUEST message is used to hold the value of MSB of $K_{\text{NRP-seSS}}$ ID or MSB of $K_{\text{relay-seSS}}$ ID.

e) may include a Re-authentication indication if the initiating UE wants to derive a new K_{NRP} and the 5G ProSe direct link re-keying procedure is not between the 5G ProSe remote UE and the 5G ProSe UE-to-network relay UE;

NOTE 3: When the 5G ProSe direct link re-keying procedure is between the 5G ProSe remote UE and the 5G ProSe UE-to-network relay UE, the Re-authentication indication is not included because a new K_{NRP} is always derived according to the security procedure over user plane or the security procedure over control plane as specified in 3GPP TS 33.503 [34].

f) shall include the User security key ID IE set to:

1) UP-PRUK ID of the initiating UE if:

- i) the UE has a valid UP-PRUK;
- ii) the 5G ProSe direct link re-keying procedure is between the 5G ProSe remote UE and the 5G ProSe UE-to-network relay UE; and
- iii) the security procedure over user plane as specified in 3GPP TS 33.503 [34] is used; or

2) CP-PRUK ID of the initiating UE that is associated with the relay service code of the target UE if:

- i) the UE has a valid CP-PRUK associated with the relay service code of the target UE;
- ii) the 5G ProSe direct link re-keying procedure is between the 5G ProSe remote UE and the 5G ProSe UE-to-network relay UE; and
- iii) the security procedure over control plane as specified in 3GPP TS 33.503 [34] is used; and

g) shall include the HPLMN ID of the 5G ProSe Remote UE if the UP-PRUK ID is included and is not in NAI format (see 3GPP TS 33.503 [34]).

After the PROSE DIRECT LINK REKEYING REQUEST message is generated, the initiating UE shall pass this message to the lower layers for transmission along with the initiating UE's layer-2 ID for unicast communication and the target UE's layer-2 ID for unicast communication and start timer T5091. The UE shall not send a new PROSE DIRECT LINK REKEYING REQUEST message to the same target UE while timer T5091 is running.

NOTE 4: In order to ensure successful 5G ProSe direct link re-keying, T5091 should be set to a value larger than the sum of T5092 and T5089.

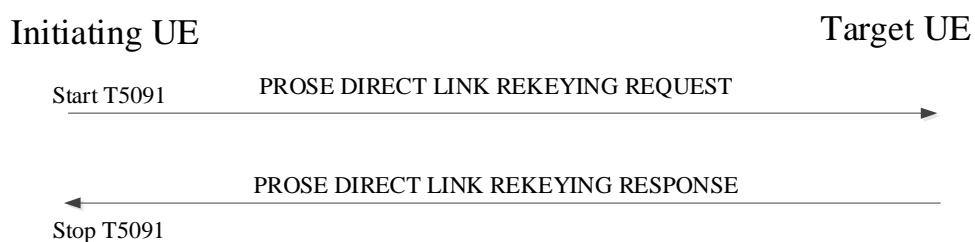


Figure 7.2.11.2.1: 5G ProSe direct link re-keying procedure

7.2.11.3 5G ProSe direct link re-keying procedure accepted by the target UE

Upon receipt of a PROSE DIRECT LINK REKEYING REQUEST message, if the PROSE DIRECT LINK REKEYING REQUEST message includes a Re-authentication indication, the target UE shall derive a new K_{NRP} . This may require performing one or more 5G ProSe direct link authentication procedures as specified in clause 7.2.12.

NOTE: How many times the 5G ProSe direct link authentication procedure needs to be performed to derive a new K_{NRP} depends on the authentication method used.

Then the target UE shall initiate a 5G ProSe direct link security mode control procedure as specified in clause 7.2.10, where if the 5G ProSe direct link re-keying procedure is sent from the 5G ProSe remote UE to the 5G ProSe UE-to-network relay UE, the target UE shall proceed to establish a new K_{NRP} or $K_{\text{NR,ProSe}}$ according to the security procedure over user plane or the security procedure over control plane, respectively, as specified in 3GPP TS 33.503 [34].

Upon successful completion of the 5G ProSe direct link security mode control procedure, the target UE shall create a PROSE DIRECT LINK REKEYING RESPONSE message.

After the PROSE DIRECT LINK REKEYING RESPONSE message is generated, the target UE shall pass this message to the lower layers for transmission along with the initiating UE's layer-2 ID for unicast communication and the target UE's layer-2 ID for unicast communication.

7.2.11.4 5G ProSe direct link re-keying procedure completion by the initiating UE

Upon receipt of the PROSE DIRECT LINK REKEYING RESPONSE message, the initiating UE shall stop timer T5091 and check the integrity of the PROSE DIRECT LINK REKEYING RESPONSE message using the new NRPIK.

After receiving the PROSE DIRECT LINK REKEYING RESPONSE message, the initiating UE shall delete the old security context it has for the target UE.

7.2.11.5 Abnormal cases at the initiating UE

The following abnormal cases can be identified:

- a) Timer T5091 expires.

The initiating UE shall retransmit the PROSE DIRECT LINK REKEYING REQUEST message and restart timer T5091. After reaching the maximum number of allowed retransmissions, the initiating UE shall abort the 5G ProSe direct link re-keying procedure, shall provide an indication of deactivation of the PC5 unicast security protection and deletion of security context for the 5G ProSe direct link to the lower layer, if applicable, along with the initiating UE's layer-2 ID for unicast communication and the target UE's layer-2 ID for unicast communication and may initiate the 5G ProSe direct link release procedure.

NOTE: The maximum number of allowed retransmissions is UE implementation specific.

- b) The need to use this 5G ProSe direct link no longer exists before the 5G ProSe direct link re-keying procedure is completed.

The initiating UE shall abort the procedure and shall provide an indication of deactivation of the PC5 unicast security protection and deletion of security context for the 5G ProSe direct link to the lower layer, if applicable, along with the initiating UE's layer-2 ID for unicast communication and the target UE's layer-2 ID for unicast communication.

- c) For the same 5G ProSe direct link, if the initiating UE receives a PROSE DIRECT LINK IDENTIFIER UPDATE REQUEST message after initiating the 5G ProSe direct link re-keying procedure, the initiating UE shall stop the timer T5091, abort the 5G ProSe direct link re-keying procedure and proceed with the 5G ProSe direct link identifier update procedure.

7.2.12 5G ProSe direct link authentication procedure

7.2.12.1 General

The 5G ProSe direct link authentication procedure is used to perform mutual authentication of UEs establishing a 5G ProSe direct link and to derive a new K_{NRP} shared between two UEs during a 5G ProSe direct link establishment procedure or a 5G ProSe direct link re-keying procedure. After successful completion of the 5G ProSe direct link authentication procedure, the new K_{NRP} is used for security establishment during the 5G ProSe direct link security mode control procedure as specified in clause 7.2.10. The UE sending the PROSE DIRECT LINK AUTHENTICATION REQUEST message is called the "initiating UE" and the other UE is called the "target UE".

NOTE: The 5G ProSe direct link authentication procedure is applicable for neither 5G ProSe layer-3 UE-to-network relay nor 5G ProSe layer-2 UE-to-network relay.

7.2.12.2 5G ProSe direct link authentication procedure initiation by the initiating UE

The initiating UE shall meet one of the following pre-conditions when establishing the non-null signalling integrity protection based on the decision of the initiating UE, before initiating the 5G ProSe direct link authentication procedure:

- a) the target UE has initiated a 5G ProSe direct link establishment procedure toward the initiating UE by sending a PROSE DIRECT LINK ESTABLISHMENT REQUEST message and:
 - 1) the PROSE DIRECT LINK ESTABLISHMENT REQUEST message:
 - i) includes a target user info IE which includes the application layer ID of the initiating UE; or
 - ii) does not include a target user info IE and the initiating UE is interested in the ProSe service identified by the ProSe identifier in the PROSE DIRECT LINK ESTABLISHMENT REQUEST message; and
 - 2) the K_{NRP} ID is not included in the PROSE DIRECT LINK ESTABLISHMENT REQUEST message or the initiating UE does not have an existing K_{NRP} for the K_{NRP} ID included in PROSE DIRECT LINK ESTABLISHMENT REQUEST message or the initiating UE derives a new K_{NRP} ; or
- b) the target UE has initiated a 5G ProSe direct link re-keying procedure toward the initiating UE by sending a PROSE DIRECT LINK REKEYING REQUEST message and the PROSE DIRECT LINK REKEYING REQUEST message includes a Re-authentication indication.

In order to initiate the 5G ProSe direct link authentication procedure, the initiating UE shall create a PROSE DIRECT LINK AUTHENTICATION REQUEST message. In this message, the initiating UE:

- a) shall include the key establishment information container IE.

NOTE 1: The Key establishment information container is provided by upper layers.

The initiating UE shall self-assign a source layer-2 ID, and the destination layer-2 ID set to the source layer-2 ID in the PROSE DIRECT LINK ESTABLISHMENT REQUEST message.

NOTE 2: The UE implementation ensures that any value of the self-assigned source layer-2 ID is different from any other self-assigned source layer-2 ID(s) in use for 5G ProSe direct discovery as specified in clause 6.2.14, clause 6.2.15 and clause 8.2.1 and is different from any other provisioned destination layer-2 ID(s) as specified in clause 5.2.

NOTE 3: It is possible for the target UE to reuse the target UE's layer-2 ID used in previous 5G ProSe direct link with the same peer UE.

After the PROSE DIRECT LINK AUTHENTICATION REQUEST message is generated, the initiating UE shall pass this message to the lower layers for transmission along with the initiating UE's layer-2 ID for unicast communication and the target UE's layer-2 ID for unicast communication.

The initiating UE shall start timer T5092. The UE shall not send a new PROSE DIRECT LINK AUTHENTICATION REQUEST message to the same target UE while timer T5092 is running.

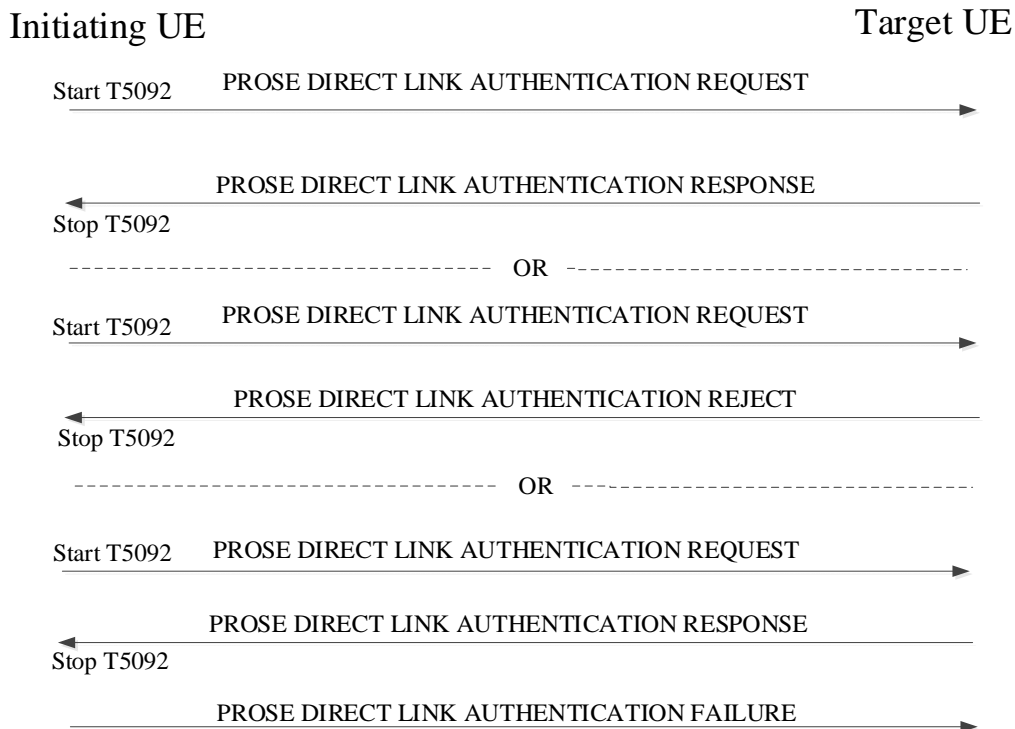


Figure 7.2.12.2.1: 5G ProSe direct link authentication procedure

7.2.12.3 5G ProSe direct link authentication procedure accepted by the target UE

Upon receipt of a PROSE DIRECT LINK AUTHENTICATION REQUEST message, if a new assigned initiating UE's layer-2 ID is included, the target UE shall replace the original initiating UE's layer-2 ID with the new assigned initiating UE's layer-2 ID for unicast communication. If the target UE determines that the PROSE DIRECT LINK AUTHENTICATION REQUEST message can be accepted, the target UE shall create a PROSE DIRECT LINK AUTHENTICATION RESPONSE message. The target UE shall check if the number of established 5G ProSe direct links is less than the implementation-specific maximum number of established NR 5G ProSe direct links allowed in the UE at a time. In this message, the target UE:

- a) shall include the Key establishment information container IE.

NOTE: The key establishment information container is provided by upper layers.

After the PROSE DIRECT LINK AUTHENTICATION RESPONSE message is generated, the target UE shall pass this message to the lower layers for transmission along with the target UE's layer-2 ID for unicast communication and the initiating UE's layer-2 ID for unicast communication.

7.2.12.4 5G ProSe direct link authentication procedure completion by the initiating UE

Upon receiving a PROSE DIRECT LINK AUTHENTICATION RESPONSE message, if the initiating UE determines that the PROSE DIRECT LINK AUTHENTICATION RESPONSE message can be accepted, the initiating UE shall stop timer T5092.

NOTE: When the initiating UE derives the new K_{NRP} during the 5G ProSe direct link authentication procedure depends on the authentication method in use.

7.2.12.5 5G ProSe direct link authentication procedure not accepted by the target UE

If the PROSE DIRECT LINK AUTHENTICATION REQUEST message cannot be accepted, the target UE shall create a PROSE DIRECT LINK AUTHENTICATION REJECT message. In this message, the target UE shall include a PC5 signalling protocol cause IE indicating one of the following cause values:

#5: lack of resources for 5G ProSe direct link;

#6: authentication failure.

If this 5G ProSe direct link authentication procedure is triggered during the 5G ProSe direct link establishment procedure and the implementation-specific maximum number of established NR 5G ProSe direct links has been reached, then the target UE shall send a PROSE DIRECT LINK AUTHENTICATION REJECT message containing PC5 signalling protocol cause value #5 "lack of resources for 5G ProSe direct link".

After the PROSE DIRECT LINK AUTHENTICATION REJECT message is generated, the target UE shall pass this message to the lower layers for transmission along with the initiating UE's layer-2 ID for unicast communication and the target UE's layer-2 ID for unicast communication.

The target UE shall abort the ongoing procedure that triggered the initiation of the 5G ProSe direct link authentication procedure if the ongoing procedure is the 5G ProSe direct link establishment procedure and the target user info is included in the PROSE DIRECT LINK ESTABLISHMENT REQUEST message.

Upon receipt of the PROSE DIRECT LINK AUTHENTICATION REJECT message, the initiating UE shall stop timer T5092 and abort the ongoing procedure that triggered the initiation of the 5G ProSe direct link authentication procedure.

7.2.12.6 5G ProSe direct link authentication procedure not accepted by the initiating UE

If the PROSE DIRECT LINK AUTHENTICATION RESPONSE message cannot be accepted, the initiating UE shall stop timer T5092 and create a PROSE DIRECT LINK AUTHENTICATION FAILURE message. In this message, the initiating UE may include the Key establishment information container IE if provided by upper layers.

After the PROSE DIRECT LINK AUTHENTICATION FAILURE message is generated, the initiating UE shall pass this message to the lower layers for transmission along with the initiating UE's layer-2 ID for unicast communication and the target UE's layer-2 ID for unicast communication.

The initiating UE shall abort the ongoing procedure that triggered the initiation of the 5G ProSe direct link authentication procedure.

Upon receipt of the PROSE DIRECT LINK AUTHENTICATION FAILURE message, the target UE shall abort the ongoing procedure that triggered the initiation of the 5G ProSe direct link authentication procedure and shall indicate to upper layers that authentication has failed.

7.2.12.7 Abnormal cases

7.2.12.7.1 Abnormal cases at the initiating UE

- a) Timer T5092 expires.

The initiating UE shall retransmit the PROSE DIRECT LINK AUTHENTICATION REQUEST message and restart timer T5092. After reaching the maximum number of allowed retransmissions, the initiating UE shall abort the 5G ProSe direct link authentication procedure and shall abort the ongoing procedure that triggered the initiation of the 5G ProSe direct link authentication procedure.

NOTE 1: The maximum number of allowed retransmissions is UE implementation specific.

- b) The need to use this 5G ProSe direct link no longer exists before the 5G ProSe direct link authentication procedure is completed.

The initiating UE shall abort the 5G ProSe direct link authentication procedure and shall abort the ongoing procedure that triggered the initiation of the 5G ProSe direct link authentication procedure.

- c) For the same 5G ProSe direct link, if the initiating UE receives a PROSE DIRECT LINK RELEASE REQUEST message during the 5G ProSe direct link authentication procedure, the initiating UE shall stop all running timers for this 5G ProSe direct link, abort the 5G ProSe direct link authentication procedure and proceed with the 5G ProSe direct link release procedure.

NOTE 2: The abnormal cases as described in bullet c) only happens when the 5G ProSe direct link authentication procedure is used to perform mutual authentication of UEs during a 5G ProSe direct link re-keying procedure.

7.3 Broadcast mode 5G ProSe direct communication over PC5

7.3.1 Overview

This clause describes the 5G ProSe communication over PC5 reference point in broadcast mode operation. The UE is configured with the related information as described in clause 5.2.4.

7.3.2 Transmission of broadcast mode 5G ProSe communication over PC5

7.3.2.1 Initiation

7.3.2.1.1 Broadcast mode 5G ProSe communication over PC5 triggered by upper layers

When the UE is requested by upper layers to send data unit(s) of a ProSe application identified by a ProSe identifier using 5G ProSe communication over PC5, the request from the upper layers includes:

- a) the data unit(s) of the ProSe application;
- b) the ProSe identifier of the ProSe application for the data unit(s);
- c) the type of data in the data unit(s) (i.e., IP, Ethernet, Address Resolution Protocol, or Unstructured);
- d) optionally the communication mode which is set to broadcast mode; and
- e) optionally the 5G ProSe application requirements (e.g., priority requirement, reliability requirement, delay requirement).

Upon a request from upper layers to send data unit(s) of a ProSe application identified by a ProSe identifier using 5G ProSe communication over PC5, the UE passes the one or more ProSe NR frequencies associated with the ProSe identifier based on the ProSe identifier to ProSe NR frequency mapping rules for 5G ProSe communication over PC5 as specified in clause 5.2.4 and the communication mode which is set to broadcast mode for the data unit(s) to the lower layers.

Upon a request from upper layers to send data unit(s) of a ProSe application identified by a ProSe identifier using 5G ProSe communication over PC5, the UE determines the NR Tx profiles based on the list of ProSe identifiers to NR Tx profiles for broadcast and groupcast mapping rules as specified in clause 5.2.4 and passes the NR Tx profiles to the lower layers as specified in clause 7.3.2.2. Additionally, when the UE is not served by NG-RAN, the UE also passes the configured PC5 DRX configuration as specified in clause 5.2.4 to the lower layers.

The UE shall maintain a list of ProSe services the UE is interested in, including the ProSe services in use, the ProSe services that the UE is interested for transmission or both, for each destination layer-2 ID. The ProSe services are identified by the ProSe identifiers.

NOTE: How the UE maintains the list of ProSe services the UE is interested in is left to UE implementation.

Then, if:

- a) the following conditions are met:
 - 1) the UE is served by NG-RAN for 5G ProSe communication;

- 2) the UE intends to use the radio resources (i.e., carrier frequency) provided by a serving cell;
 - 3) the registered PLMN is in the list of PLMNs in which the UE is authorized to use 5G ProSe communication over PC5 when the UE is served by NG-RAN for 5G ProSe communication over PC5 as specified in clause 5.2.4; and
 - 4) the ProSe identifier of the ProSe application is included in the list of ProSe applications authorized for 5G ProSe communication over PC5 as specified in clause 5.2.4; or
- b) the following conditions are met:
- 1) the UE is:
 - i) not served by NG-RAN for 5G ProSe communication over PC5;
 - ii) in limited service state as specified in 3GPP TS 23.122 [14], if the reason for the UE being in limited service state is one of the following:
 - A) the UE is unable to find a suitable cell in the selected PLMN as specified in 3GPP TS 38.304 [15];
 - B) the UE received a REGISTRATION REJECT message or a SERVICE REJECT message with the 5GMM cause #11 "PLMN not allowed" as specified in 3GPP TS 24.501 [11]; or
 - C) the UE received a REGISTRATION REJECT message or a SERVICE REJECT message with the 5GMM cause #7 "5GS services not allowed" as specified in 3GPP TS 24.501 [11]; or
 - iii) in limited service state as specified in 3GPP TS 23.122 [14] for reasons other than A), B) or C) above and located in a geographical area for which the UE is provisioned with "non-operator managed" radio parameters as specified in clause 5.2.4;
 - 2) the UE is authorized to use 5G ProSe communication over PC5 when the UE is not served by NG-RAN for 5G ProSe communication as specified in clause 5.2.4; and
 - 3) the ProSe identifier of the ProSe application is included in the list of ProSe applications authorized for 5G ProSe communication over PC5 as specified in clause 5.2.4;

then the UE shall proceed as specified in clause 7.3.2.1.2, else the UE shall not perform transmission of 5G ProSe communication over PC5.

7.3.2.1.2 PC5 QoS flow match and establishment

In order to determine if any existing PC5 QoS flow matches the request from upper layers, UE shall proceed as follows:

- a) according to the PC5 QoS mapping rules specified in clause 5.2.4, the UE shall use the PC5 QoS parameters corresponding to the ProSe identifier and optionally 5G ProSe application requirements;
- b) according to the ProSe identifier to destination layer-2 ID for broadcast mapping rules specified in clause 5.2.4, the UE shall use the destination layer-2 ID corresponding to the ProSe identifier;
- c) if there is no existing context for the destination layer-2 ID, then:
 - 1) build a new context for the destination layer-2 ID;
 - 2) self-assign a new source layer-2 ID; and

NOTE: The UE implementation ensures that the value of the self-assigned source layer-2 ID is different from any other self-assigned source layer-2 ID(s) in use for 5G ProSe direct discovery as specified in clause 6.2.14, clause 6.2.15 and clause 8.2.1 and is different from any other provisioned destination layer-2 ID(s) as specified in clause 5.2.

- 3) pass the source layer-2 ID and the destination layer-2 ID to lower layers.
- d) if in the context for the destination layer-2 ID, there is no PC5 QoS rule for the existing PC5 QoS flow(s) matching the service data or request, the UE shall derive the PC5 QoS parameters based on the 5G ProSe application requirements provided by the upper layers (if available) and the ProSe identifier according to the PC5 QoS mapping rules defined in clause 5.2.4 and shall perform the following:

- 1) if there is no existing PC5 QoS flow that fulfils the derived PC5 QoS parameters, then the UE shall create a new PC5 QoS flow by performing the following operations:
 - i) self-assign a new PQFI;
 - ii) create a new PC5 QoS flow context which contains:
 - A) the PQFI;
 - B) the ProSe identifier(s); and
 - C) the derived PC5 QoS parameters;
 - iii) create a new PC5 QoS rule which contains:
 - A) a PC5 QoS rule identifier;
 - B) the PQFI;
 - C) a set of packet filters; and
 - D) a precedence value; and
 - iv) pass the following parameters to the lower layers:
 - A) the PQFI;
 - B) the PC5 QoS parameters;
 - C) the source layer-2 ID and the destination layer-2 ID; and
 - D) the NR Tx profile, if available, as determined for the respective ProSe identifier based on the list of ProSe identifiers to NR Tx profiles for broadcast and groupcast mapping rules as specified in clause 5.2.4;
- 2) if there is an existing PC5 QoS flow that fulfils the derived PC5 QoS parameters, then the UE shall update the PC5 packet filter set in the PC5 QoS rule of this PC5 QoS flow, e.g. add the new packet filter in the PC5 QoS rule of this existing PC5 QoS flow; and
- 3) the UE shall use the new PC5 QoS flow created as described in bullet 1) or the existing PC5 QoS flow with the updated PC5 QoS rules as described in bullet 2) to perform the transmission of 5G ProSe communication over PC5 as specified in clause 7.3.2.2; and
- e) if in the context for the destination layer-2 ID, there is a PC5 QoS rule for the existing PC5 QoS flow matching the service data or request, the UE shall use this existing PC5 QoS flow to perform transmission of 5G ProSe communication over PC5 as specified in clause 7.3.2.2.

Three types of packet filters are supported for broadcast mode 5G ProSe direct communication over PC5, i.e., the ProSe IP packet filter set, the ProSe packet filter set and the ProSe Ethernet packet filter set. The three types of packet filters are defined the same as specified in clause 7.2.7.

7.3.2.2 Transmission

The UE shall include the data unit(s) in a protocol data unit with the following parameters:

- a) a layer-3 protocol data unit type (see 3GPP TS 38.323 [16]) set to:
 - 1) IP, if the data unit(s) contains IP data;
 - 2) Ethernet, if the data unit(s) contains Ethernet data;
 - 3) Address Resolution Protocol, if the data unit(s) contains Address Resolution Protocol data; or
 - 4) Unstructured, if the data unit(s) contains Unstructured data;
- b) the source layer-2 ID set to the layer-2 ID self-assigned by the UE for 5G ProSe communication over PC5 as specified in clause 7.3.2.1.2;

- c) the destination layer-2 ID set to the destination layer-2 ID associated with the ProSe identifier of the ProSe application in this list of ProSe applications authorized for 5G ProSe communication over PC5 as specified in clause 5.2.4;
- d) if the data unit(s) contains IP data, the source IP address set to the source IP address allocated to the UE as specified in clause 7.3.4;

NOTE: How to set the destination IP address is left to UE implementation.

- e) the PQFI set to the value corresponding to the PC5 QoS rules as specified in clause 7.3.2.1, and
- f) the NR Tx profile based on the ProSe identifiers to NR Tx profiles for broadcast and groupcast mapping rules as specified in clause 5.2.4. If the list of ProSe services the UE is interested in for the destination layer-2 ID changes, the UE shall provide all the NR Tx profiles for the ProSe identifier(s) in the list of ProSe services the UE is interested in for the destination layer-2 ID to the lower layers,

then UE shall request radio resources for 5G ProSe communication over PC5 as specified in 3GPP TS 38.300 [21] and pass the data unit(s) on the PC5 QoS Flow identified by the PQFI to lower layers for transmission. The PC5 QoS Rules corresponding to the PQFIs map the data unit(s) with the same ProSe identifier and with the same PC5 QoS parameters to the same PC5 QoS Flow and apply PQFI to the data unit(s).

If the UE is camped on a serving cell indicating that 5G ProSe communication over PC5 is supported by the network, but not broadcasting any carrier frequencies and radio resources for 5G ProSe communication over PC5 as specified in 3GPP TS 38.331 [13], the UE shall request radio resources for 5G ProSe communication over PC5 as specified in 3GPP TS 24.501 [11].

7.3.2.3 Procedure for UE to use provisioned radio resources for 5G ProSe communication over PC5

When the UE is not served by NG-RAN for 5G ProSe communication and is authorized to use 5G ProSe communication over PC5, the UE shall identify the NR-PC5 to be used for 5G ProSe communication over PC5. After identifying NR-PC5 to be used for 5G ProSe communication over PC5, the UE shall select the corresponding radio parameters to be used for 5G ProSe communication over PC5 as follows:

- a) if the UE can determine itself located in a geographical area and the UE is provisioned with radio parameters for the geographical area, the UE shall select the radio parameters associated with that geographical area; or
- b) in all other cases, the UE shall not initiate 5G ProSe communication over PC5.

If the UE intends to use "non-operator managed" radio parameters as specified in clause 5.2.4, the UE shall initiate 5G ProSe communication over PC5 with the selected radio parameters.

If the UE intends to use "operator managed" radio parameters as specified in clause 5.2.4, before initiating 5G ProSe communication over PC5, the UE shall check with lower layers whether the selected radio parameters can be used in the current location without causing interference to other cells as specified in 3GPP TS 38.331 [13]; and:

- a) if the lower layers indicate that the usage would not cause any interference, the UE shall initiate 5G ProSe communication over PC5; or

NOTE: If the lower layers find that there exists a cell operating the provisioned radio resources (i.e., carrier frequency) and the cell belongs to the registered PLMN or a PLMN equivalent to the registered PLMN and the UE is authorized for 5G ProSe communication over PC5 in this PLMN, the UE can use the radio parameters indicated by the cell as specified in 3GPP TS 38.331 [13].

- b) else if the lower layers report that one or more PLMNs operate in the provisioned radio resources (i.e., carrier frequency) then:

1) if the following conditions are met:

- i) none of the PLMNs reported by the lower layers is the registered PLMN or equivalent to the registered PLMN;
- ii) at least one of the PLMNs reported by the lower layers is in the list of authorized PLMNs for 5G ProSe communication over PC5 and provides radio resources for 5G ProSe communication over PC5 as specified in 3GPP TS 38.331 [13]; and

iii) the UE does not have an emergency PDU session;

then the UE shall:

- i) if in 5GMM-IDLE mode, perform PLMN selection triggered by 5G ProSe communication over PC5 as specified in 3GPP TS 23.122 [14]; or
- ii) else if in 5GMM-CONNECTED mode, either:
 - A) perform a De-registration procedure as specified in 3GPP TS 24.501 [11] and then perform PLMN selection triggered by 5G ProSe communication over PC5 as specified in 3GPP TS 23.122 [14]; or
 - B) not initiate 5G ProSe communication over PC5.

Whether the UE performs i) or ii) above is left up to UE implementation; or

- 2) else the UE shall not initiate 5G ProSe communication over PC5.

If the registration to the selected PLMN is successful, the UE shall proceed with the procedure to initiate 5G ProSe communication over PC5 as specified in clause 7.3.2.1.

If the UE is performing 5G ProSe communication over PC5 using radio parameters associated with a geographical area and moves out of that geographical area, the UE shall stop performing 5G ProSe communication over PC5 and then:

- a) if the UE is not served by NG-RAN for 5G ProSe communication over PC5 or the UE intends to use radio resources for 5G ProSe communication over PC5 other than those operated by the serving cell, the UE shall select appropriate radio parameters for the new geographical area as specified above; or
- b) if the UE is served by NG-RAN for 5G ProSe communication over PC5 and intends to use radio resources for 5G ProSe communication over PC5 operated by the serving cell, the UE shall proceed with the procedure to initiate 5G ProSe communication over PC5 when served by NG-RAN for 5G ProSe communication over PC5.

7.3.2.4 Privacy of 5G ProSe transmission over PC5

Upon initiating transmission of 5G ProSe communication over PC5, if:

- a) the ProSe identifier of a ProSe application requesting transmission of 5G ProSe communication over PC5 is in the list of ProSe applications which require privacy for 5G ProSe communication over PC5 as specified in clause 5.2.4; and
- b) the UE is located in a geographical area in which this ProSe application requires privacy for 5G ProSe communication over PC5 as specified in clause 5.2.4, or the UE is not provisioned any geographical areas in which this ProSe applications requires privacy for 5G ProSe communication over PC5,

then the UE shall proceed as follows:

- a) if timer T5100 is not running, start timer T5100 and set its timer value as the privacy timer value as specified in clause 5.2.4;
- b) upon:
 - 1) getting an indication from upper layers that the application layer identifier has been changed; or
 - 2) timer T5100 expiry,

then:

- 1) change the value of the source layer-2 ID self-assigned by the UE for the 5G ProSe communication over PC5;

NOTE 1: The UE implementation ensures that the value of the self-assigned source layer-2 ID is different from any other self-assigned source layer-2 ID(s) in use for 5G ProSe direct discovery as specified in clause 6.2.14, clause 6.2.15 and clause 8.2.1 and is different from any other provisioned destination layer-2 ID(s) as specified in clause 5.2.

- 2) if the data unit(s) contains IP data, change the value of the source IP address self-assigned by the UE for 5G ProSe communication over PC5;

NOTE 2: How to change and randomise the UE's source layer-2 ID and source IP address including IP prefix (if used) is specified in clause 5.5 of 3GPP TS 33.536 [37] with the consideration of replacing V2X with 5G ProSe.

- 3) provide an indication to upper layers that the source layer-2 ID, or the source IP address, or both the source layer-2 ID and the source IP address are changed;
- 4) pass the changed source layer-2 ID and destination layer-2 ID, along with the corresponding PQFI down to the lower layer;
- 5) restart timer T5100; and
- 6) upon stopping transmission of the 5G ProSe communication over PC5, stop timer T5100.

7.3.3 Reception of broadcast mode 5G ProSe communication over PC5

The UE may be configured by upper layers with one or more destination layer-2 ID(s) for reception of data unit(s) over PC5.

The UE shall maintain a list of ProSe services the UE is interested in, including the ProSe services in use, ProSe services that the UE is interested for reception or both, for each destination layer-2 ID. The ProSe services are identified by the ProSe identifiers.

NOTE 1: How the UE maintains the list of ProSe services it is interested in is left to UE implementation.

The receiving UE shall determine the PC5 QoS parameters for this broadcast ProSe service in the same way described in clause 7.3.2.1.2 and shall determine the NR Tx profile as described in clause 5.2.4, and shall provide the PC5 QoS parameters, the NR Tx profile and the destination layer-2 ID(s) to lower layers. If the list of ProSe services the UE is interested in for the destination layer-2 ID changes, the receiving UE shall update the lower layers for the NR Tx Profiles information by providing all the NR Tx profiles for the ProSe identifier(s) in the list of ProSe services the UE is interested in for the destination layer-2 ID to the lower layers.

For each received protocol data unit over PC5, the receiving UE shall check if the destination layer-2 ID of the received protocol data unit matches one of the configured destination layer-2 IDs. If yes, the UE shall then check whether the protocol data unit type as defined 3GPP TS 38.323 [16] provided by the lower layers for the received packet is set to IP, Ethernet, Address Resolution Protocol or Unstructured and pass the protocol data unit to the corresponding upper layer entity.

NOTE 2: When the PC5 DRX operation is needed based on the provided NR Tx profile, the lower layers use PC5 QoS parameters and the destination layer-2 ID(s) to determine the PC5 DRX parameter values (see 3GPP TS 38.300 [21]) for reception operation over PC5 reference point.

7.3.4 IP address allocation for broadcast mode 5G ProSe communication over PC5

When the UE needs to perform 5G ProSe communication over PC5 reference point in broadcast mode operation and the type of data in the data unit is IP, the UE:

- a) for IPv4,
 - 1) shall use the pre-configured link local IPv4 address as source address; or
 - 2) shall use dynamic configuration of IPv4 link-local addresses as specified in IETF RFC 3927 [38] if there is no pre-configured link local IPv4 address; and
- b) for IPv6,
 - 1) shall auto-configure a link local IPv6 address following procedures defined in IETF RFC 4862 [25]; and
 - 2) may use this IP address for direct communication without sending Neighbour Solicitation and Neighbour Advertisement message for Duplicate Address Detection.

7.4 Groupcast mode 5G ProSe direct communication over PC5

7.4.1 Overview

This clause describes the 5G ProSe communication over PC5 reference point in groupcast mode operation. The UE is configured with the related information as described in clause 5.2.4. For commercial services, the application layer group ID is provided by application server. For public safety services, the pre-configured or provisioned application layer group ID as described in clause 5.2.4 will be used for groupcast communication.

7.4.2 Transmission of groupcast mode 5G ProSe communication over PC5

7.4.2.1 Initiation

7.4.2.1.1 Initiation of forming a group

Before the UE is requested by upper layers to send data unit(s) of a ProSe application identified by a ProSe identifier using 5G ProSe communication over PC5, for the users sharing the same application layer group ID as configured in clause 5.2.4 may perform a group member discovery procedure as specified in clause 6.2.15.

When the group is formed, the following information may be exchanged within the group members included in the application layer discovery message:

- a) group size; and
- b) member ID.

NOTE: Whether to transmit the application layer discovery message as metadata in a 5G ProSe direct discovery message or as user traffic over PC5 is UE implementation specific.

7.4.2.1.2 Requirements for 5G ProSe direct communication over PC5

The requirements for groupcast mode 5G ProSe direct communication over PC5 is the same as described in clause 7.3.2.1.1, with the following additions:

- a) When the UE is requested by upper layers to send data unit(s) of a ProSe application identified by a ProSe identifier using 5G ProSe communication over PC5, the request from the upper layers includes:
 - 1) the application layer group ID;
 - 2) the group size and the member IDs;
 - 3) the range requirement; or
 - 4) the communication mode which is set to groupcast mode.

7.4.2.1.3 PC5 QoS flow match and establishment

The PC5 QoS flow match and establishment for groupcast mode 5G ProSe direct communication over PC5 is the same as described in clause 7.3.2.1.2, with the following modifications:

- a) The UE shall determine the destination layer-2 ID as:
 - 1) if no application layer group ID is provided by the application layer, then according to the mapping rules specified in clause 5.2.4, the UE shall set the destination layer-2 ID to the destination layer-2 ID corresponding to the ProSe identifier as specified in clause 5.2.4;
 - 2) if application layer group ID is provided by the application layer and there is a context for the application layer group ID as specified in clause 5.2.4, then UE shall set the destination layer-2 ID to the ProSe layer-2 group ID in the context; and

- 3) if application layer group ID is provided by the application layer and there is no context for the application layer group ID as specified in clause 5.2.4, then the UE shall convert the application layer group ID into a destination layer-2 ID as following:
 - i) to use the group identifier as the input to the SHA-256 hashing algorithm as specified in ISO/IEC 10118-3:2018 [28]; and
 - ii) to use the 24 least significant bits of the 256 bits of the output as destination layer-2 ID; and

NOTE: SHA-256 hashing algorithm is implemented in the ME.

- b) If there is no existing context for the destination layer-2 ID and optional group identifier, the UE shall proceed as:
 - 1) to establish a new context for the destination layer-2 ID and optional group identifier;
 - 2) self-assign a new source layer-2 ID; and
 - 3) to pass the source/destination layer-2 IDs, optional group size and optional member IDs to lower layers.

7.4.2.2 Transmission

The transmission of groupcast mode 5G ProSe direct communication over PC5 is same as described in clause 7.3.2.2, with the following additions:

- a) If group identifier is provided, then the destination layer-2 ID shall be set to the destination layer-2 ID in the context for the group identifier as specified in clause 7.4.2.1.3.

7.4.2.3 Procedure for UE to use provisioned radio resources for 5G ProSe direct communication over PC5

The procedures described in clause 7.3.2.3 apply.

7.4.2.4 Privacy of 5G ProSe direct transmission over PC5

The procedures described in clause 7.3.2.4 apply with the following additions:

- a) using the privacy timer T5200 for groupcast; and
- b) how to change and randomise the UE's source layer-2 ID and source IP address including IP prefix (if used) is specified in clause 5.4 of 3GPP TS 33.536 [37] with the consideration of replacing V2X with 5G ProSe.

7.4.3 Reception of groupcast mode 5G ProSe direct communication over PC5

The reception of groupcast mode 5G ProSe direct communication over PC5 is the same as described in clause 7.3.3, with the following additions:

- a) besides the configured destination layer-2 ID(s) for receiving messages over PC5, the UE shall also derive the destination layer-2 ID(s) based on group identifier(s) if provided by upper layers as specified in clause 7.4.2.1.

7.4.4 IP address allocation for groupcast mode 5G ProSe communication over PC5

When the UE needs to perform 5G ProSe communication over PC5 reference point in groupcast mode operation and the type of data in the data unit is IP, the UE uses the same IP address allocation mechanism as specified in clause 7.3.4.

7.5 Void

7.5.1 Void

7.5.2 Void

7.5.3 Void

7.6 PC3ach control protocol for 5G ProSe direct communication

7.6.1 Transport protocol for PC3ach control protocol for 5G ProSe direct communication

The UE and 5G DDNMF CTF (ADF) shall use HTTP 1.1 as specified in IETF RFC 7231 [4] as the transport protocol for messages transmitted over the PC3ach interface. The 5G ProSe messages described here shall be included in the body of either an HTTP request message or an HTTP response message.

7.6.2 Procedures for PC3ach control protocol for 5G ProSe direct communication

7.6.2.1 Usage information report list sending procedure

7.6.2.1.1 General

The purpose of the usage information report list sending procedure is to enable a 5G ProSe-enabled UE to provide information necessary for composing of charging events related to the 5G ProSe direct communication as defined in 3GPP TS 32.277 [45].

The UE shall perform the usage information report list sending procedure with the Accounting Data Forwarding (ADF) function block of the Charging Trigger Function (CTF) in the 5G DDNMF (5G DDNMF CTF (ADF)) residing in the HPLMN.

The UE shall construct the usage information report based on the configuration described in clause 5.2.

7.6.2.1.2 Usage information report list sending procedure initiation

The UE shall perform the usage information report list sending procedure if the UE is in NG-RAN coverage and if:

- a) the following is true:
 - 1) the configured collection period has elapsed, either since the beginning of 5G ProSe direct communication (if it is the first usage information report list sending procedure performed after the beginning of 5G ProSe direct communication) or since the end of the previous usage information report list sending procedure;
 - 2) the configured reporting window has not elapsed after the configured collection period elapsed;
 - 3) the UE is in the RRC_CONNECTED mode (see 3GPP TS 38.300 [21]); and
 - 4) the UE has usage information for at least one collection period; or
- b) the following is true:
 - 1) the configured collection period has elapsed, either since the beginning of 5G ProSe direct communication (if it is the first usage information report list sending procedure performed after the beginning of 5G ProSe direct communication) or since the end of the previous usage information report list sending procedure;
 - 2) the configured reporting window has elapsed after the configured collection period elapsed; and

- 3) the UE has usage information for at least one collection period.

The UE shall initiate the usage information report list sending procedure by sending a PROSE_USAGE_INFORMATION_REPORT_LIST message to the 5G DDNMF CTF (ADF).

If the UE is configured with the address of the 5G DDNMF CTF (ADF) for uploading the usage information reports, the UE shall send the PROSE_USAGE_INFORMATION_REPORT_LIST message to the configured address of the 5G DDNMF CTF (ADF). If the UE is not configured with the address of the 5G DDNMF CTF (ADF) for uploading the usage information reports, the UE shall send the PROSE_USAGE_INFORMATION_REPORT_LIST message to the IP address of the 5G DDNMF discovered as described in clause 6.1.2.2.

In the PROSE_USAGE_INFORMATION_REPORT_LIST message, the UE:

- a) shall include a new transaction ID;
- b) for each collection period:
 - 1) shall include a sequence number of the usage information report;
 - 2) if the UE is configured to report the time stamps when it went in and out of NG-RAN coverage during the collection period in the usage information, for each going in or out of NG-RAN coverage:
 - i) shall include the information of whether the UE was in or out of NG-RAN coverage;
 - ii) shall include the time stamp of the move; and
 - iii) if the UE was in NG-RAN coverage and the UE is configured to report the list of locations of the UE when in NG-RAN coverage during the collection period in the usage information, for each camping on a cell or usage of a cell in the 5GMM-CONNECTED mode:
 - A) shall include the NG-RAN cell global identification of the cell; and
 - B) shall include the time stamp of beginning of the camping on the cell or of beginning of the usage of the cell in the 5GMM-CONNECTED mode;
 - 3) in case of broadcast and groupcast mode 5G ProSe direct communication, for each group identified by ProSe layer-2 group ID:
 - i) if the UE is configured to report the group parameters in the usage information, shall include the ProSe layer-2 group ID, ProSe group IP multicast address, the IP address used by the UE as a source IP address, and the layer-2 ID used by the UE as a source layer-2 ID;
 - ii) if the UE transmitted data during the collection period and the UE is configured to report the time stamps of the first transmission/reception during the collection period in the usage information, shall include the time stamp of the first transmission to the ProSe Group IP multicast address in the collection period;
 - iii) if the UE received data during the collection period and the UE is configured to report the time stamps of the first transmission/reception during the collection period in the usage information, shall include the time stamp of the first reception from the ProSe Group IP multicast address in the collection period;
 - iv) for each transmitter in groupcast mode 5G ProSe direct communication, shall include the source layer-2 ID and IP address of the transmitter;
 - v) if the UE is configured to report the amount of data transmitted during the collection period with location information in the usage information, per each in or out of NG-RAN coverage period and per each NG-RAN cell used when in NG-RAN coverage:
 - A) shall indicate whether the data are sent in or out of NG-RAN coverage;
 - B) if the UE transmitted data in an NG-RAN cell during an in NG-RAN coverage period:
 - shall include the NG-RAN cell global identification of the NG-RAN cell;
 - shall include the amount of data transmitted in the NG-RAN cell;

- if the UE is configured to report the time stamps of the first transmission/reception during the collection period in the usage information, shall include time stamp of the first transmission in the NG-RAN cell; and
 - if the UE is configured to report the radio parameters used for 5G ProSe direct communication during the reporting period in the usage information, shall include the indicator of which radio resources were used and radio frequency used; and
- C) if the UE transmitted data during out of NG-RAN coverage period:
- shall include the amount of data transmitted during the out of NG-RAN coverage period;
 - if the UE is configured to report the time stamps of the first transmission/reception during the collection period in the usage information, shall include time stamp of the first transmission during the out of NG-RAN coverage period; and
 - if the UE is configured to report the radio parameters used for 5G ProSe direct communication during the reporting period in the usage information, shall include the used radio frequency;
- vi) if the UE is configured to report the amount of data transmitted during the collection period without location information in the usage information, per each in or out of NG-RAN coverage period:
- A) shall indicate whether the data are sent in or out of NG-RAN coverage;
- B) if the UE transmitted data during in NG-RAN coverage period:
- shall include the amount of data transmitted during the in NG-RAN coverage period;
 - if the UE is configured to report the time stamps of the first transmission/reception during the collection period in the usage information, shall include time stamp of the first transmission during the in NG-RAN coverage period; and
 - if the UE is configured to report the radio parameters used for 5G ProSe direct communication during the reporting period in the usage information, shall include the indicator of which radio resources were used and radio frequency used; and
- C) if the UE transmitted data during out of NG-RAN coverage period:
- shall include the amount of data transmitted during the out of NG-RAN coverage period;
 - if the UE is configured to report the time stamps of the first transmission/reception during the collection period in the usage information, shall include time stamp of the first transmission during the out of NG-RAN coverage period; and
 - if the UE is configured to report the radio parameters used for 5G ProSe direct communication during the reporting period in the usage information, shall include the used radio frequency;
- vii) if the UE is configured to report the amount of data received during the collection period with location information in the usage information, per each in or out of NG-RAN coverage period and per each NG-RAN cell used when in NG-RAN coverage:
- A) shall indicate whether the data are received in or out of NG-RAN coverage;
- B) if the UE received data in an NG-RAN cell during an in NG-RAN coverage period:
- shall include the NG-RAN cell global identification of the NG-RAN cell;
 - shall include the amount of data received in the NG-RAN cell;
 - if the UE is configured to report the time stamps of the first transmission/reception during the collection period in the usage information, shall include time stamp of the first reception in the NG-RAN cell; and
 - if the UE is configured to report the radio parameters used for 5G ProSe direct communication during the reporting period in the usage information, shall include the indicator of which radio resources were used and radio frequency used; and

- C) if the UE received data during out of NG-RAN coverage period:
- shall include the amount of data received during the out of NG-RAN coverage period;
 - if the UE is configured to report the time stamps of the first transmission/reception during the collection period in the usage information, shall include time stamp of the first reception during the out of NG-RAN coverage period; and
 - if the UE is configured to report the radio parameters used for 5G ProSe direct communication during the reporting period in the usage information, shall include the used radio frequency;
- viii) if the UE is configured to report the amount of data received during the collection period without location information in the usage information, per each in or out of NG-RAN coverage period:
- A) shall indicate whether the data are received in or out of NG-RAN coverage;
- B) if the UE received data during in NG-RAN coverage period:
- shall include the amount of data received during the in NG-RAN coverage period;
 - if the UE is configured to report the time stamps of the first transmission/reception during the collection period in the usage information, shall include time stamp of the first reception during the in NG-RAN coverage period; and
 - if the UE is configured to report the radio parameters used for 5G ProSe direct communication during the reporting period in the usage information, shall include the indicator of which radio resources were used and radio frequency used; and
- C) if the UE received data during out of NG-RAN coverage period:
- shall include the amount of data received during the out of NG-RAN coverage period;
 - if the UE is configured to report the time stamps of the first transmission/reception during the collection period in the usage information, shall include time stamp of the first reception during the out of NG-RAN coverage period; and
 - if the UE is configured to report the radio parameters used for 5G ProSe direct communication during the reporting period in the usage information, shall include the used radio frequency; and
- ix) if the UE is configured to report QoS flow information, per each QoS flow identified by the PQFI:
- A) if the UE transmitted the QoS flow during the collection period:
- shall include the time stamp for start of transmission of the QoS flow in the collection period;
 - shall include the time stamp for end of transmission of the QoS flow in the collection period;
 - shall include the (initial) PC5 QoS parameters of the QoS flow in the collection period as specified in clause 10.6.4.2;
 - shall include the amount of data of the QoS flow transmitted with the (initial) PC5 QoS parameters in the collection period; and
 - if the PC5 QoS parameters of the QoS flow were changed during the collection period, shall include the time stamp for start of transmission of the QoS flow with the new PC5 QoS parameters, the new PC5 QoS parameters of the QoS flow as specified in clause 10.6.4.2, and the amount of data of the QoS flow transmitted with the new PC5 QoS parameters in the collection period; or
- B) if the UE received the QoS flow during the collection period:
- shall include the time stamp for start of reception of the QoS flow in the collection period;
 - shall include the time stamp for end of reception of the QoS flow in the collection period;
 - shall include the (initial) PC5 QoS parameters of the QoS flow in the collection period as specified in clause 10.6.4.2;

- shall include the amount of data of the QoS flow received with the (initial) PC5 QoS parameters in the collection period; and
 - if the PC5 QoS parameters of the QoS flow were changed during the collection period, shall include the time stamp for start of reception of the QoS flow with the new PC5 QoS parameters, the new PC5 QoS parameters of the QoS flow as specified in clause 10.6.4.2, and the amount of data of the QoS flow received with the new PC5 QoS parameters in the collection period;
- 4) in case of unicast mode 5G ProSe direct communication, for each 5G ProSe direct communication identified by the source layer-2 ID and destination layer-2 ID for unicast communication:
- i) shall include the IP address used by the UE as a source IP address, and the layer-2 ID used by the UE as a source layer-2 ID;
 - ii) if the UE transmitted data during the collection period and the UE is configured to report the time stamps of the first transmission/reception during the collection period in the usage information, shall include the time stamp of the first transmission in the 5G ProSe direct communication in the collection period;
 - iii) if the UE received data during the collection period and the UE is configured to report the time stamps of the first transmission/reception during the collection period in the usage information, shall include the time stamp of the first reception in the 5G ProSe direct communication in the collection period;
 - iv) for each transmitter in unicast mode 5G ProSe direct communication not between the 5G ProSe remote UE and the 5G ProSe UE-to-network relay UE, shall include the source layer-2 ID and IP address of the transmitter, target layer-2 ID and IP address of the receiver;
 - v) for each transmitter in unicast mode 5G ProSe direct communication between 5G ProSe the remote UE and the 5G ProSe UE-to-network relay UE, shall include the source layer-2 ID and IP address of the transmitter, layer-2 ID and IP address of 5G ProSe UE-to-network relay UE;
 - vi) if the UE is configured to report the amount of data transmitted during the collection period with location information in the usage information, per each in or out of NG-RAN coverage period and per each NG-RAN cell used when in NG-RAN coverage:
 - A) shall indicate whether the data are sent in or out of NG-RAN coverage;
 - B) if the UE transmitted data in an NG-RAN cell during an in NG-RAN coverage period:
 - shall include the NG-RAN cell global identification of the NG-RAN cell;
 - shall include the amount of data transmitted in the NG-RAN cell;
 - if the UE is configured to report the time stamps of the first transmission/reception during the collection period in the usage information, shall include time stamp of the first transmission in the NG-RAN cell; and
 - if the UE is configured to report the radio parameters used for 5G ProSe direct communication during the reporting period in the usage information, shall include the indicator of which radio resources were used and radio frequency used; and
 - C) if the UE transmitted data during out of NG-RAN coverage period:
 - shall include the amount of data transmitted during the out of NG-RAN coverage period;
 - if the UE is configured to report the time stamps of the first transmission/reception during the collection period in the usage information, shall include time stamp of the first transmission during the out of NG-RAN coverage period; and
 - if the UE is configured to report the radio parameters used for 5G ProSe direct communication during the reporting period in the usage information, shall include the used radio frequency;
 - vii) if the UE is configured to report the amount of data transmitted during the collection period without location information in the usage information, per each in or out of NG-RAN coverage period:
 - A) shall indicate whether the data are sent in or out of NG-RAN coverage;

- B) if the UE transmitted data during in NG-RAN coverage period:
- shall include the amount of data transmitted during the in NG-RAN coverage period;
 - if the UE is configured to report the time stamps of the first transmission/reception during the collection period in the usage information, shall include time stamp of the first transmission during the in NG-RAN coverage period; and
 - if the UE is configured to report the radio parameters used for 5G ProSe direct communication during the reporting period in the usage information, shall include the indicator of which radio resources were used and radio frequency used; and
- C) if the UE transmitted data during out of NG-RAN coverage period:
- shall include the amount of data transmitted during the out of NG-RAN coverage period; and
 - if the UE is configured to report the time stamps of the first transmission/reception during the collection period in the usage information, shall include time stamp of the first transmission during the out of NG-RAN coverage period;
 - if the UE is configured to report the radio parameters used for 5G ProSe direct communication during the reporting period in the usage information, shall include the used radio frequency;
- viii) if the UE is configured to report the amount of data received during the collection period with location information in the usage information, per each in or out of NG-RAN coverage period and per each NG-RAN cell used when in NG-RAN coverage:
- A) shall indicate whether the data are received in or out of NG-RAN coverage;
- B) if the UE received data in an NG-RAN cell during an in NG-RAN coverage period:
- shall include the NG-RAN cell global identification of the NG-RAN cell;
 - shall include the amount of data received in the NG-RAN cell;
 - if the UE is configured to report the time stamps of the first transmission/reception during the collection period in the usage information, shall include time stamp of the first reception in the NG-RAN cell; and
 - if the UE is configured to report the radio parameters used for 5G ProSe direct communication during the reporting period in the usage information, shall include the indicator of which radio resources were used and radio frequency used; and
- C) if the UE received data during out of NG-RAN coverage period:
- shall include the amount of data received during the out of NG-RAN coverage period;
 - if the UE is configured to report the time stamps of the first transmission/reception during the collection period in the usage information, shall include time stamp of the first reception during the out of NG-RAN coverage period; and
 - if the UE is configured to report the radio parameters used for 5G ProSe direct communication during the reporting period in the usage information, shall include the used radio frequency;
- ix) if the UE is configured to report the amount of data received during the collection period without location information in the usage information, per each in or out of NG-RAN coverage period:
- A) shall indicate whether the data are received in or out of NG-RAN coverage;
- B) if the UE received data during in NG-RAN coverage period:
- shall include the amount of data received during the in NG-RAN coverage period;
 - if the UE is configured to report the time stamps of the first transmission/reception during the collection period in the usage information, shall include time stamp of the first reception during the in NG-RAN coverage period; and

- if the UE is configured to report the radio parameters used for 5G ProSe direct communication during the reporting period in the usage information, shall include the indicator of which radio resources were used and radio frequency used; and
- C) if the UE received data during out of NG-RAN coverage period:
- shall include the amount of data received during the out of NG-RAN coverage period;
 - if the UE is configured to report the time stamps of the first transmission/reception during the collection period in the usage information, shall include time stamp of the first reception during the out of NG-RAN coverage period; and
 - if the UE is configured to report the radio parameters used for 5G ProSe direct communication during the reporting period in the usage information, shall include the used radio frequency;
- x) if the UE acts as a 5G ProSe UE-to-network relay UE, per each NG-RAN cell used during the 5G ProSe direct communication between the 5G ProSe remote UE and the 5G ProSe UE-to-network relay UE:
- A) shall include the NG-RAN cell global identification of the NG-RAN cell;
- B) shall include the amount of data relayed by the UE;
- C) shall include time stamp of the first data relay via the UE in the NG-RAN cell; and
- D) if the UE is configured to report the radio parameters used for 5G ProSe direct communication during the reporting period in the usage information, shall include the indicator of which radio resources were used and the radio frequency used; and
- xi) if the UE is configured to report QoS flow information, per each QoS flow identified by the PQFI:
- A) if the UE transmitted the QoS flow during the collection period:
- shall include the time stamp for start of transmission of the QoS flow in the collection period;
 - shall include the time stamp for end of transmission of the QoS flow in the collection period;
 - shall include the (initial) PC5 QoS parameters of the QoS flow in the collection period as specified in clause 10.6.4.2;
 - shall include the amount of data of the QoS flow transmitted with the (initial) PC5 QoS parameters in the collection period; and
 - if the PC5 QoS parameters of the QoS flow were changed during the collection period, shall include the time stamp for start of transmission of the QoS flow with the new PC5 QoS parameters, the new PC5 QoS parameters of the QoS flow as specified in clause 10.6.4.2, and the amount of data of the QoS flow transmitted with the new PC5 QoS parameters in the collection period; or
- B) if the UE received the QoS flow during the collection period:
- shall include the time stamp for start of reception of the QoS flow in the collection period;
 - shall include the time stamp for end of reception of the QoS flow in the collection period;
 - shall include the (initial) PC5 QoS parameters of the QoS flow in the collection period as specified in clause 10.6.4.2;
 - shall include the amount of data of the QoS flow received with the (initial) PC5 QoS parameters in the collection period; and
 - if the PC5 QoS parameters of the QoS flow were changed during the collection period, shall include the time stamp for start of reception of the QoS flow with the new PC5 QoS parameters, the new PC5 QoS parameters of the QoS flow as specified in clause 10.6.4.2, and the amount of data of the QoS flow received with the new PC5 QoS parameters in the collection period; and

- 5) if configured radio parameters for the 5G ProSe direct communication applicable in the geographical area of the UE were used during the collection period, shall include the configured radio parameters for the 5G ProSe direct communication applicable in the geographical area of the UE; and
- c) for each application specific data received from upper layers during the collection period, shall include the received application specific data.

Figure 7.6.2.1.2.1 illustrates the interaction of the UE and the 5G DDNMF CTF (ADF) in the usage information report list sending procedure.

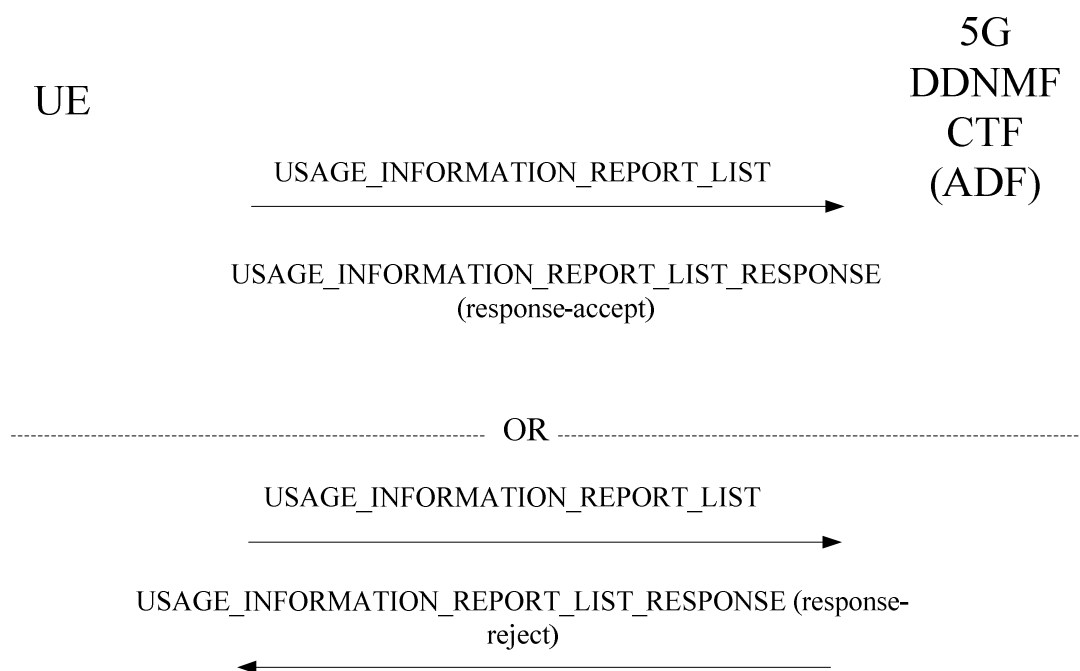


Figure 7.6.2.1.2.1: Usage information report list sending procedure

7.6.2.1.3 Usage information report list sending procedure accepted by the 5G DDNMF

Upon receiving a PROSE_USAGE_INFORMATION_REPORT_LIST message from UE, the 5G DDNMF CTF (ADF) triggers one or more charging data requests according to 3GPP TS 32.277 [45].

If the PROSE_USAGE_INFORMATION_REPORT_LIST message is accepted by the 5G DDNMF CTF (ADF), the 5G DDNMF CTF (ADF) shall send a PROSE_USAGE_INFORMATION_REPORT_LIST_RESPONSE message to the UE, containing a <response-accept> element with transaction ID set to the value of the transaction ID included in the PROSE_USAGE_INFORMATION_REPORT_LIST message.

7.6.2.1.4 Usage information report list sending procedure successful completion by the UE

Upon receipt of the PROSE_USAGE_INFORMATION_REPORT_LIST_RESPONSE message containing a <response-accept> element with transaction ID set to the value of the transaction ID included in the PROSE_USAGE_INFORMATION_REPORT_LIST message, the usage information report list sending procedure is successfully completed.

7.6.2.1.5 Usage information report list sending procedure not accepted by the 5G DDNMF

If the PROSE_USAGE_INFORMATION_REPORT_LIST message is not accepted by the 5G DDNMF CTF (ADF), the 5G DDNMF CTF (ADF) shall send a PROSE_USAGE_INFORMATION_REPORT_LIST_RESPONSE message to the UE. In the PROSE_USAGE_INFORMATION_REPORT_LIST_RESPONSE message, the 5G DDNMF CTF (ADF):

- 1) shall include a <response-reject> element with transaction ID set to the value of the transaction ID included in the PROSE_USAGE_INFORMATION_REPORT_LIST message; and
- 2) shall include appropriate cause value.

7.6.2.1.6 Usage information report list sending procedure unsuccessful completion by the UE

Upon receipt of the PROSE_USAGE_INFORMATION_REPORT_LIST_RESPONSE message containing a <response-reject> element with transaction ID set to the value of the transaction ID included in the PROSE_USAGE_INFORMATION_REPORT_LIST message, the usage information report list sending procedure is unsuccessfully completed.

If the PROSE_USAGE_INFORMATION_REPORT_LIST_RESPONSE message contains the cause value set to #3 "Invalid message format", the UE shall not perform the usage information report list sending procedure until the UE powers off and powers on again or the USIM is removed.

8 5G ProSe UE-to-network relay

8.1 Overview

This clause describes the procedures for 5G ProSe UE-to-network relay. The UE is configured with the related information as described in clause 5.2.5.

8.2 Procedures

8.2.1 UE-to-network relay discovery over PC5 interface

8.2.1.1 General

This clause describes the procedures for both layer-3 and layer-2 UE-to-network relay discovery for public safety use and commercial services at a ProSe-enabled UE over the PC5 interface. The purpose of the UE-to-network relay discovery procedure over PC5 interface is to enable a ProSe-enabled UE to detect and identify another ProSe-enabled UE over PC5 interface for UE-to-network relay communication between a UE and 5GC.

NOTE 1: Relaying Multicast/Broadcast Service traffic to a 5G ProSe remote UE by a 5G ProSe UE-to-network relay is not supported in this release of the specification.

A UE-to-network relay supporting multiple relay service codes can advertise the relay service codes using multiple discovery messages, with one relay service code per discovery message.

The following principles for 5G ProSe UE-to-network relay apply when the 5G ProSe UE-to-network relay UE or the 5G ProSe remote UE is in service area restriction as defined in clause 5.3.5 of 3GPP TS 24.501 [11]:

- a) in non-allowed area of its serving PLMN, the 5G ProSe layer-3 UE-to-network relay UE is not allowed to perform relay operations (e.g., UE-to-network relay discovery as specified in clause 8.2.1, or accept the 5G ProSe direct link establishment procedure as specified in clause 7.2.2) except for e.g. high priority access as defined in clause 5.3.5 of 3GPP TS 24.501 [11] based on relay service codes as specified in clause 5.2.5;
- b) service area restriction is not applicable to the 5G ProSe layer-3 remote UE;
- c) in non-allowed area of its serving PLMN, the 5G ProSe layer-2 UE-to-network relay UE is not allowed to perform relay operations (e.g., UE-to-network relay discovery as specified in clause 8.2.1, or accept the 5G ProSe direct link establishment procedure as specified in clause 7.2.2);
- d) in non-allowed area of its serving PLMN, the 5G ProSe layer-2 remote UE follows the same principles of service area restrictions as specified in clause 5.3.5 of 3GPP TS 24.501 [11] for communication with the network via the 5G ProSe layer-2 UE-to-network relay UE; and

- e) when the 5G ProSe layer-2 remote UE is out of NG-RAN coverage, or is in allowed area of 5G ProSe layer-2 remote UE's serving PLMN, the 5G ProSe layer-2 remote UE follows the same principles of service area restrictions as specified in clause 5.3.5 of 3GPP TS 24.501 [11] for communication with the network via the 5G ProSe layer-2 UE-to-network relay UE if the 5G ProSe layer-2 remote UE determines that the 5G ProSe layer-2 UE-to-network relay UE is in the non-allowed area of the 5G ProSe layer-2 remote UE based on the TAI in the RRC container received from the 5G ProSe layer-2 UE-to-network relay UE.

NOTE 2: Closed access group information is not specified for 5G ProSe.

NOTE 3: Principles of operation for emergency services (incl. exceptions from mobility restrictions) are not specified in this release of the specification.

The following principles for 5G ProSe UE-to-network relay apply when the relay UE or the 5G ProSe remote UE is in 5GS forbidden tracking areas as defined in clause 5.3.13 of 3GPP TS 24.501 [11]:

- a) in a 5GS forbidden tracking area of its serving PLMN, the 5G ProSe UE-to-network relay UE is not allowed to perform relay operations;
- b) in a 5GS forbidden tracking area of its serving PLMN, the 5G ProSe remote UE is not allowed to access the network via the 5G ProSe UE-to-network relay UE; and
- c) when the 5G ProSe layer-2 remote UE is out of NG-RAN coverage, or is in NG-RAN coverage and not in a 5GS forbidden tracking area of its serving PLMN, the 5G ProSe layer-2 remote UE shall not access the network via this 5G ProSe layer-2 UE-to-network relay if the 5G ProSe layer-2 remote UE determines that the 5G ProSe layer-2 UE-to-network relay UE is in the forbidden tracking area of the 5G ProSe layer-2 remote UE based on the TAI in the RRC container received from the 5G ProSe layer-2 UE-to-network relay UE.

To perform UE-to-network relay discovery over PC5 interface, the UE is configured with the related information as described in clause 5.2.5. The following models for UE-to-network relay discovery procedure over PC5 interface as specified in 3GPP TS 23.304 [2] are supported:

- a) Model A uses a single discovery protocol message (Announcement); and
- b) Model B uses two discovery protocol messages (Solicitation and Response).

NOTE 4: If the UE is authorized to perform both 5G ProSe UE-to-network relay discovery Model A and 5G ProSe UE-to-network relay discovery Model B, it is up to UE implementation to select which model to perform or perform both models simultaneously.

The 5G ProSe UE-to-network relay UE and 5G ProSe layer-3 remote UE may use the PC5 DRX mechanism to perform 5G ProSe UE-to-network relay discovery over PC5 interface when the UE is not served by NG-RAN as specified in clause 5.2.5.

The following procedures are defined for UE-to-network relay discovery procedure over PC5 interface:

- a) UE-to-network relay discovery over PC5 interface with Model A:
 - 1) Announcing UE procedure for UE-to-network relay discovery initiation;
 - 2) Announcing UE procedure for UE-to-network relay discovery completion;
 - 3) Monitoring UE procedure for UE-to-network relay discovery initiation;
 - 4) Monitoring UE procedure for UE-to-network relay discovery completion;
 - 5) Announcing UE procedure for UE-to-network relay discovery additional information; and
 - 6) Monitoring UE procedure for UE-to-network relay discovery additional information; and
- b) UE-to-network relay discovery over PC5 interface with Model B:
 - 1) Discoverer UE procedure for UE-to-network relay discovery initiation;
 - 2) Discoverer UE procedure for UE-to-network relay discovery completion;
 - 3) Discoveree UE procedure for UE-to-network relay discovery initiation; and

- 4) Discoveree UE procedure for UE-to-network relay discovery completion.

8.2.1.2 UE-to-network relay discovery over PC5 interface with model A

8.2.1.2.1 General

In this procedure, the 5G ProSe UE-to-network relay UE acts as an "announcing UE" and the 5G ProSe remote UE acts as a "monitoring UE".

8.2.1.2.2 Announcing UE relay discovery for UE-to-network relay discovery

8.2.1.2.2.1 General

The purpose of the announcing UE procedure for UE-to-network relay discovery is:

- a) to enable a ProSe-enabled UE to announce availability of a connectivity service provided by a UE-to-network relay of the ProSe-enabled UE to other ProSe-enabled UEs, upon a request from upper layers as defined in 3GPP TS 23.304 [2]; or
- b) to enable a ProSe-enabled UE to measure the PROSE PC5 DISCOVERY message signal strength between the ProSe-enabled UE and the 5G ProSe UE-to-network relay UE(s) for relay selection/reselection.

8.2.1.2.2.2 Announcing UE procedure for UE-to-network relay discovery initiation

The UE is authorised to perform the announcing UE procedure for UE-to-network relay discovery if:

- a) the UE is authorised to act as a UE-to-network relay in the PLMN indicated by the serving cell as specified in clause 5.2.5, and
 - 1) the UE is served by NG-RAN and the UE is authorised to perform 5G ProSe direct discovery in the PLMN as specified in clause 5; or
 - 2) the UE is authorised to perform 5G ProSe direct discovery when not served by NG-RAN as specified in clause 5 and intends to use the provisioned radio resources for UE-to-network relay discovery;
- b) the UE is configured with:
 - 1) the relay service code parameter identifying the connectivity service to be announced as specified in clause 5.2.5 and the indicated security procedure for the relay service code is supported by the UE. For 5G ProSe layer-3 UE-to-network relay UE,
 - i) the S-NSSAI associated with that relay service code shall belong to the allowed NSSAI of the UE; and
 - ii) if the UE is camped on a cell whose TAI is in the list of "non-allowed tracking areas" or is camped on a cell whose TAI is not in the list of "allowed tracking areas", then the relay service code shall be associated with high priority access as defined in clause 5.3.5 of 3GPP TS 24.501 [11]; and
 - 2) the User info ID for the UE-to-network relay discovery parameter as specified in clause 5.2.5;
- c) for 5G ProSe layer-3 UE-to-network relay UE, the UE is configured with PDU Session parameters which is used for relayed traffic for the associated relay service code, as specified in clause 5.2.5; and
- d) the back-off timer T3346 used for NAS mobility management congestion control as specified in clause 5.3.9 of 3GPP TS 24.501 [11] is not running at the UE;

otherwise, the UE is not authorised to perform the announcing UE procedure for UE-to-network relay discovery.

Figure 8.2.1.2.2.2.1 illustrates the interaction of the UEs in the announcing UE procedure for UE-to-network relay discovery.




Figure 8.2.1.2.2.1: Announcing UE procedure for UE-to-network relay discovery

When the UE is triggered by an upper layer application to announce availability of a connectivity service provided by a UE-to-network relay, if the UE is authorised to perform the announcing UE procedure for UE-to-network relay discovery, then the UE:

- a) if the UE is served by NG-RAN and the UE in 5GMM-IDLE mode needs to request resources for sending PROSE PC5 DISCOVERY messages for relay discovery as specified in 3GPP TS 38.331 [13], shall perform a service request procedure or mobility registration procedure as specified in 3GPP TS 24.501 [11];
- b) shall obtain a valid UTC time for the discovery transmission from the lower layers and generate the UTC-based counter corresponding to this UTC time as specified in clause 11.2.5;
- c) shall generate a PROSE PC5 DISCOVERY message for UE-to-network relay discovery announcement according to clause 10.2.1. In the PROSE PC5 DISCOVERY message for UE-to-network relay discovery announcement, the UE:
 - 1) shall set the announcer info parameter to the User info ID configured for the UE-to-network relay discovery, as specified in clause 5.2.5;
 - 2) shall set the relay service code parameter to the relay service code configured for the connectivity service to be announced, as specified in clause 5.2.5;
 - 3) shall include the MIC field computed as described in 3GPP TS 33.503 [34], by using the UTC-based counter and the DUIK contained in the <UNR-discovery-security-parameters-accept> element of the PROSE_SECURITY_PARAM_RESPONSE message, if security procedure over user plane for 5G ProSe UE-to-network relay is used, or the PROSE_SECURITY_MATERIAL_RESPONSE message, if security procedure over control plane for 5G ProSe UE-to-network relay is used;
 - 4) shall set the UTC-based counter LSB parameter to the 4 least significant bits of the UTC-based counter;
 - 5) shall set the Resource Status Indicator bit of the status indicator parameter to indicate whether or not the UE has resources available to provide a connectivity service for additional ProSe-enabled UEs;
 - 6) shall set the ProSe direct discovery PC5 message type parameter as specified in table 10.2.1.8;
 - 7) if acting as 5G ProSe layer-2 UE-to-network relay UE, shall set the NCGI parameter to the NCGI of its serving cell;
 - 8) if acting as 5G ProSe layer-2 UE-to-network relay UE, shall set the RRC container to the RRC container if provided by the lower layers; and

NOTE X: The confidentiality security mechanism ensures that the PLMN ID IE is not encrypted as specified in 3GPP TS 33.503 [34]. Also the scrambling security mechanism ensures that the PLMN ID IE is not scrambled as specified in 3GPP TS 33.503 [34].

- d) shall apply the DUIK, DUSK, or DUCK with the associated Encrypted Bitmask, along with the UTC-based counter to the PROSE PC5 DISCOVERY message for whichever security mechanism(s) configured to be applied, e.g., integrity protection, message scrambling or confidentiality protection of one or more above parameters, as specified in 3GPP TS 33.503 [34];
- e) shall set the destination layer-2 ID to the default destination layer-2 ID as specified in clause 5.2.5 and self-assign a source layer-2 ID for sending the UE-to-network relay discovery announcement; and

NOTE 1: The UE implementation ensures that the value of the self-assigned source layer-2 ID is different from any other self-assigned source layer-2 ID(s) in use for 5G ProSe direct communication as specified in clause 7.2, is different from any other provisioned destination layer-2 ID(s) as specified in clause 5.2 and is different from any other self-assigned source layer-2 ID in use for a simultaneous 5G ProSe direct discovery procedure over PC5 with a different discovery model as specified in clause 6.2.14.2.2.2, clause 6.2.15.2.2.2 and clause 8.2.1.3.1.2.

- f) shall pass the resulting PROSE PC5 DISCOVERY message for UE-to-network relay discovery announcement to the lower layers for transmission over the PC5 interface with the source layer-2 ID, destination layer-2 ID and an indication that the message is for 5G ProSe direct discovery.

The UE shall maintain the association(s) between the self-assigned source layer-2 ID and relay service code once generating the PROSE PC5 DISCOVERY message. Each self-assigned source layer-2 ID can be associated with only one relay service code.

The UE shall ensure that it keeps on passing the same PROSE PC5 DISCOVERY message along with the same source layer-2 ID, destination layer-2 ID and an indication that the message is for 5G ProSe direct discovery to the lower layers for transmission until the UE is triggered by an upper layer application to stop announcing availability of a connectivity service provided by a UE-to-network relay, or until the UE stops being authorised to perform the announcing UE procedure for UE-to-network relay discovery. How this is achieved is left up to UE implementation.

NOTE 2: The announcing UE can stop announcing UE procedure for UE-to-network relay discovery for power saving by implementation specific means e.g. an implementation-specific maximum number of 5G ProSe direct links configured in the UE, or an implementation-specific timer expires.

8.2.1.2.2.3 Announcing UE procedure for UE-to-network relay discovery completion

When the announcing UE is triggered by an upper layer application to stop announcing availability in a discovery group, or when the announcing UE stops being authorised to perform the announcing UE procedure for UE-to-network relay discovery, the UE shall instruct the lower layers to stop announcing.

NOTE: The announcing UE can stop announcing UE procedure for UE-to-network relay discovery for power saving by implementation specific means e.g. an implementation-specific maximum number of 5G ProSe direct links configured in the UE, or an implementation-specific timer expires.

When the UE stops announcing, if the UE is in 5GMM-CONNECTED mode, the UE shall trigger the corresponding procedure in lower layers as specified in 3GPP TS 38.331 [13].

8.2.1.2.3 Monitoring UE relay discovery for UE-to-network relay discovery

8.2.1.2.3.1 General

The purpose of the monitoring UE procedure for UE-to-network relay discovery is:

- a) to enable a ProSe-enabled UE to become aware of proximity of a connectivity service provided by a UE-to-network relay, upon a request from upper layers as defined in 3GPP TS 23.304 [2]; or
- b) to enable a ProSe-enabled UE to perform measurements of signal strength of PROSE PC5 DISCOVERY messages from 5G ProSe UE-to-network relay UE(s) for relay selection/reselection.

8.2.1.2.3.2 Monitoring UE procedure for UE-to-network relay discovery initiation

The UE is authorised to perform the monitoring UE procedure for UE-to-network relay discovery if:

- a) the following is true:
 - 1) the UE is not served by NG-RAN, is authorised to perform 5G ProSe direct discovery using monitoring when the UE is not served by NG-RAN and is configured with the radio parameters to be used for 5G ProSe direct discovery when not served by NG-RAN;
 - 2) the UE is served by NG-RAN and is authorised to perform 5G ProSe direct discovery monitoring in at least one PLMN; or
 - 3) the UE is:

- i) in 5GMM-IDLE mode, in limited service state as specified in 3GPP TS 23.122 [14] and the reason for the UE being in limited service state is one of the following:
 - A) the UE is unable to find a suitable cell in the selected PLMN as specified in 3GPP TS 38.304 [15];
 - B) the UE received a REGISTRATION REJECT message or a SERVICE REJECT message with the 5GMM cause #11 "PLMN not allowed" as specified in 3GPP TS 24.501 [11]; or
 - C) the UE received a REGISTRATION REJECT message or a SERVICE REJECT message with the 5GMM cause #7 "5GS services not allowed" as specified in 3GPP TS 24.501 [11]; and
- ii) authorised to perform 5G ProSe direct discovery using monitoring when the UE is not served by NG-RAN, and:
 - A) configured with the radio parameters to be used for 5G ProSe direct discovery when not served by NG-RAN;
- b) the UE is configured with the relay service code parameter identifying the connectivity service to be monitored, as specified in clause 5.2.5 and the indicated security procedure for the relay service code is supported by the UE; and
- c) for 5G ProSe layer-2 remote UE, the UE is camped on a cell whose TAI is not in the list of "non-allowed tracking areas" or is camped on a cell whose TAI is in the list of "allowed tracking areas",

otherwise, the UE is not authorised to perform the monitoring UE procedure for UE-to-network relay discovery.

Figure 8.2.1.2.3.2.1 illustrates the interaction of the UEs in the monitoring UE procedure for UE-to-network relay discovery.



Figure 8.2.1.2.3.2.1: Monitoring UE procedure for UE-to-network relay discovery

When the UE is triggered by the upper layers to monitor proximity of a connectivity service provided by a UE-to-network relay or when the UE decides to perform 5G ProSe UE-to-network relay reselection as specified in clause 8.2.3, and if the UE is authorised to perform the monitoring UE procedure for UE-to-network relay discovery, then the UE shall instruct the lower layers to start monitoring for PROSE PC5 DISCOVERY messages with the default destination layer-2 ID as specified in clause 5.2.5.

If the traffic descriptor is configured as specified in clause 5.2.5, the 5G ProSe layer-3 remote UE shall determine the monitored RSC by mapping the traffic from the upper layer application with the traffic descriptor as follows:

- a) if there are at least one ProSe application traffic descriptor(s) to be used for the relayed traffic as specified in clause 5.2.5 which has not yet been evaluated,
 - 1) if the ProSe application traffic descriptor matches upper layer application information;
 - the UE shall select the RSC associated with the matched ProSe application traffic descriptor for monitoring. If more than one RSCs are associated with the upper layer application information, it is up to UE implementation to select a RSC in this release of specification;
 - 2) else, the UE shall select the next ProSe application traffic descriptor which has not yet been evaluated and proceed to step 1);
- b) else, it is up to UE implementation to select a RSC.

NOTE 1: Selection of relay service code is up to UE implementation if there is no ProSe application traffic descriptor(s) configured in the UE.

Upon reception of a PROSE PC5 DISCOVERY message for UE-to-network relay discovery announcement according to clause 10.2.1, if the received PLMN ID in the message is not associated with the target relay service code of the connectivity service which the UE is authorized to monitor, the UE shall ignore the message. If the received PLMN ID in the message is associated with target relay service code of the connectivity service which the UE is authorized to monitor, the UE shall use the associated DUSK, if received from the 5G DDNMF or 5G PKMF (if security procedure over user plane for 5G ProSe UE-to-network relay is used) and the UTC-based counter obtained during the monitoring operation to unscramble the PROSE PC5 DISCOVERY message as described in 3GPP TS 33.503 [34]. Then, if a DUCK is received from the 5G DDNMF or 5G PKMF (if security procedure over user plane for 5G ProSe UE-to-network relay is used), the UE shall use the DUCK and the UTC-based counter to decrypt the configured message-specific confidentiality-protected portion, as described in 3GPP TS 33.503 [34]. Finally, if a DUIK is received from the 5G DDNMF or 5G PKMF (if security procedure over user plane for 5G ProSe UE-to-network relay is used), the UE shall use the DUIK and the UTC-based counter to verify the MIC field in the unscrambled PROSE PC5 DISCOVERY message for UE-to-network relay discovery announcement.

NOTE 2: The use of an erroneous UTC-based counter for processing received PROSE PC5 DISCOVERY messages at the ProSe-enabled UE can cause MIC check failure after DUIK is used for integrity check and malformed contents after DUSK is used for unscrambling or DUCK is used for deciphering. How a ProSe-enabled UE ensures the accuracy of the UTC-based counter is left to UE implementation.

NOTE 3: The UE can determine the received PROSE PC5 DISCOVERY message for UE-to-network relay discovery announcement is for 5G ProSe direct discovery based on an indication from the lower layer.

Then if:

- a) the relay service code parameter of the PROSE PC5 DISCOVERY message for UE-to-network relay discovery announcement is the same as the relay service code parameter configured as specified in clause 5 for the connectivity service being monitored; and
- b) the target announcer info is not provided by upper layers for the connectivity service being monitored, or the announcer info parameter of the PROSE PC5 DISCOVERY message for UE-to-network relay discovery announcement is the same as the target announcer info if the target announcer info is provided by upper layers for the connectivity service being monitored,

then the UE shall consider that the connectivity service the UE seeks to monitor has been discovered. In addition, the UE can measure the signal strength of the PROSE PC5 DISCOVERY message for UE-to-network relay discovery announcement for relay selection or reselection.

8.2.1.2.3.3 Monitoring UE procedure for UE-to-network relay discovery completion

When the UE is triggered by an upper layer application to stop monitoring proximity of other UEs in a discovery group, or when the UE stops being authorised to perform the monitoring UE procedure for UE-to-network relay discovery, the UE shall instruct the lower layers to stop monitoring.

When the UE stops monitoring, if the UE is in 5GMM-CONNECTED mode, the UE shall trigger the corresponding procedure in lower layers as specified in 3GPP TS 38.331 [13].

8.2.1.2.4 Announcing UE procedure for relay discovery additional information

8.2.1.2.4.1 General

The purpose of the announcing UE procedure for relay discovery additional information is to announce to the 5G ProSe remote UEs additional information about:

- a) the NCGI of the cell serving the 5G ProSe layer-3 UE-to-network relay UE; and
- b) the TAI of the cell serving the 5G ProSe layer-3 UE-to-network relay UE;

as defined in 3GPP TS 23.304 [2].

8.2.1.2.4.2 Announcing procedure for relay discovery additional information

The 5G ProSe UE-to-network relay UE announces the relay discovery additional information:

- a) if the 5G ProSe remote UE requests the 5G ProSe UE-to-network relay UE to announce the NG-RAN Cell Global ID (NCGI) or TAI of the cell serving the 5G ProSe UE-to-network relay UE and as a response the 5G ProSe UE-to-network relay UE acknowledges with the ProSe additional parameters announcement response message, then the 5G ProSe UE-to-network relay UE includes the NCGI or TAI of the serving cell in the PROSE PC5 DISCOVERY message for relay discovery additional information until the timer T5107 expires (see clause 8.2.8).

NOTE 1: 5G ProSe UE-to-network relay UE announces the relay discovery additional information only when it is in NG-RAN coverage.

Figure 8.2.1.2.4.2.1 illustrates the interaction of the 5G ProSe UE-to-network relay UE and the 5G ProSe remote UE in the announcing UE procedure for relay discovery additional information.

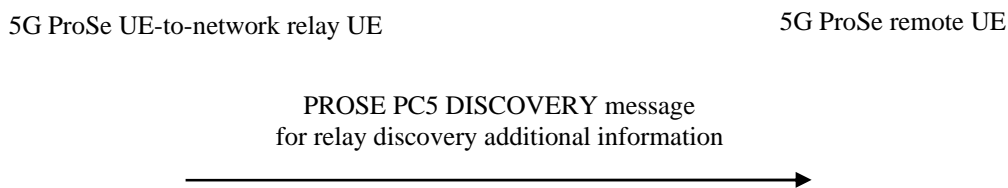


Figure 8.2.1.2.4.2.1: Announcing procedure for relay discovery additional information

The 5G ProSe UE-to-network relay UE may start announcing relay discovery additional information if:

- a) the 5G ProSe UE-to-network relay UE is currently authorised to perform 5G ProSe direct discovery Model A announcing in the serving PLMN if the UE is served by NG-RAN, and
- 1) additional parameters announcement for the serving cell of the 5G ProSe UE-to-network relay UE has been requested and responded to 5G ProSe remote UEs, the timer T5107 has not expired (periodic reporting);
 - 2) additional parameters announcement for the serving cell of the 5G ProSe UE-to-network relay UE has been requested and responded to 5G ProSe remote UEs, the timer T5107 has not expired and the 5G ProSe UE-to-network relay UE detects camping on a new serving cell; or
 - 3) additional parameters announcement for the serving cell of the 5G ProSe UE-to-network relay UE has been requested and responded to 5G ProSe remote UEs, the timer T5107 has not expired and the 5G ProSe UE-to-network relay UE detects entering a new tracking area.

When the 5G ProSe UE-to-network relay UE has some additional information to broadcast (i.e., NCGI, TAI), then the 5G ProSe UE-to-network relay UE:

- a) shall request the parameters from the lower layers for ProSe direct discovery announcing (see 3GPP TS 38.331 [13]). If the 5G ProSe UE-to-network relay UE in 5GMM-IDLE mode needs to request resources for sending PROSE PC5 DISCOVERY messages as specified in 3GPP TS 38.331 [13], the 5G ProSe UE-to-network relay UE shall perform a service request procedure or mobility registration procedure as specified in 3GPP TS 24.501 [11];
- b) shall obtain a valid UTC time for the discovery transmission from the lower layers and generate the UTC-based counter corresponding to this UTC time as specified in clause 11.2.5;
- c) shall generate PROSE PC5 DISCOVERY message(s) for relay discovery additional information according to clause 10.2.1. In the PROSE PC5 DISCOVERY message for relay discovery additional information, the 5G ProSe UE-to-network relay UE shall:
 - 1) include the relay service code used for 5G ProSe direct communication which the 5G ProSe remote UE used to request for the relay discovery additional information;
 - 2) set the announcer info parameter to the User info ID parameter, configured in clause 5.2.5;

- 3) set the NCGI parameter to the NCGI of the cell serving the UE, if the UE acts as 5G ProSe layer-3 UE-to-network relay UE and the NCGI is to be announced;
- 4) set the Relay TAI parameter to the TAI of the cell serving the UE, if the UE acts as 5G ProSe layer-3 UE-to-network relay UE and the TAI is to be announced;
- 5) include the MIC field computed as described in 3GPP TS 33.503 [34], by using the UTC-based counter and the DUIK contained in the <UNR-discovery-security-parameters-accept> element of the PROSE_SECURITY_PARAM_RESPONSE message, if security procedure over user plane for 5G ProSe UE-to-network relay is used, or the PROSE_SECURITY_MATERIAL_RESPONSE message, if security procedure over control plane for 5G ProSe UE-to-network relay is used;
- 6) shall set the UTC-based counter LSB parameter to the 4 least significant bits of the UTC-based counter;
- 7) shall set the ProSe direct discovery PC5 message type parameter as specified in table 10.2.1.11; and
- 8) shall include the PLMN ID set to its HPLMN ID and in cleartext;

NOTE X: The confidentiality security mechanism ensures that the PLMN ID IE is not encrypted as specified in 3GPP TS 33.503 [34]. Also the scrambling security mechanism ensures that the PLMN ID IE is not scrambled as specified in 3GPP TS 33.503 [34].

- d) shall apply the DUIK, DUSK, or DUCK with the associated Encrypted Bitmask, along with the UTC-based counter to the PROSE PC5 DISCOVERY message for whichever security mechanism(s) configured to be applied, e.g., integrity protection, message scrambling or confidentiality protection of one or more above parameters, as specified in 3GPP TS 33.503 [34];
- e) shall set the default destination layer-2 ID as specified in clause 5.2.5 to the destination layer-2 ID and self-assign a source layer-2 ID for sending the UE-to-network relay discovery announcement; and

NOTE 2: The UE implementation ensures that the value of the self-assigned source layer-2 ID is different from any other self-assigned source layer-2 ID(s) in use for 5G ProSe direct communication as specified in clause 7.2, is different from any other provisioned destination layer-2 ID(s) as specified in clause 5.2 and is different from any other self-assigned source layer-2 ID in use for a simultaneous 5G ProSe direct discovery procedure over PC5 with a different discovery model as specified in clause 6.2.14.2.2.2, clause 6.2.15.2.2.2 and clause 8.2.1.3.1.2.

- f) shall pass the resulting PROSE PC5 DISCOVERY message for relay discovery additional information along with the source layer-2 ID, destination layer-2 ID and an indication that the message is for 5G ProSe direct discovery to the lower layers for transmission over the PC5 interface.

The 5G ProSe UE-to-network relay UE shall ensure that it keeps on passing the PROSE PC5 DISCOVERY messages periodically to the lower layers for transmission until the corresponding timer (i.e., timer T5107 when the additional information is NCGI or TAI) expires. How this is achieved is left up to UE implementation.

NOTE 3: The announcing UE can stop announcing UE procedure for relay discovery additional information for power saving by implementation specific means e.g. an implementation-specific maximum number of 5G ProSe direct links configured in the UE, or an implementation-specific timer expires.

NOTE 4: The periodicity of sending the PROSE PC5 DISCOVERY messages for relay discovery additional information by the 5G ProSe UE-to-network relay UE is implementation specific and is normally lower than the one related to the additional parameters announcement request refresh timer T5016.

During the announcing operation, if one of the above conditions is no longer met, the 5G ProSe UE-to-network relay UE may instruct the lower layers to stop announcing.

8.2.1.2.5 Monitoring UE procedure for relay discovery additional information

8.2.1.2.5.1 General

The purpose of the monitoring UE procedure for relay discovery additional information is to enable a 5G ProSe remote UE to become aware of the additional information of the 5G ProSe UE-to-network relay UE as described in clause 8.2.1.2.4.1.

8.2.1.2.5.2 Monitoring procedure for relay discovery additional information

The 5G ProSe remote UE monitors relay discovery additional information:

- a) until the additional parameters announcement request refresh timer T5016 expires if the 5G ProSe remote UE has requested the 5G ProSe UE-to-network relay UE to announce the NCGI or TAI of the cell serving the 5G ProSe UE-to-network relay UE and received the ProSe additional parameters announcement response message from the 5G ProSe UE-to-network relay UE.

The UE may instruct the lower layers to start monitoring if:

- a) a request from upper layers to monitor for relay discovery additional information is still in place and either:
 - 1) the UE is currently authorised to perform 5G ProSe direct discovery Model A monitoring in at least one PLMN if the UE is served by NG-RAN;
 - 2) the UE is currently authorised to perform 5G ProSe direct discovery Model A monitoring if the UE is not served by NG-RAN; or
 - 3) the UE is:
 - i) in 5GMM-IDLE mode, in limited service state as specified in 3GPP TS 23.122 [14] and the reason for the UE being in limited service state is one of the following:
 - A) the UE is unable to find a suitable cell in the selected PLMN as specified in 3GPP TS 36.304 [15];
 - B) the UE received a REGISTRATION REJECT message or a SERVICE REJECT message with the 5GMM cause #11 "PLMN not allowed" as specified in 3GPP TS 24.501 [11]; or
 - C) the UE received a REGISTRATION REJECT message or a SERVICE REJECT message with the 5GMM cause #7 "5GS services not allowed " as specified in 3GPP TS 24.501 [11]; and
 - ii) authorised to perform 5G ProSe direct discovery Model A monitoring when the UE is not served by NG-RAN and configured with the radio parameters to be used for 5G ProSe direct discovery when not served by NG-RAN.

If the UE is in 5GMM-CONNECTED mode, the monitoring UE shall also trigger the corresponding procedure in lower layers as specified in 3GPP TS 38.331 [13].

During the monitoring operation, if one of the above conditions is no longer met, the UE may instruct the lower layers to stop monitoring. When the UE stops monitoring, if the UE is in 5GMM-CONNECTED mode, the UE shall trigger the corresponding procedure in lower layers as specified in 3GPP TS 38.331 [13].

Upon reception of a PROSE PC5 DISCOVERY message for relay discovery additional information according to clause 10.2.1, if the received PLMN ID in the message is not associated with the target relay service code of the connectivity service which the UE is authorized to monitor, the UE shall ignore the message. If the received PLMN ID in the message is associated with the target relay service code to be monitored, the UE shall use the associated DUSK, if received from the 5G DDNMF or 5G PKMF (if security procedure over user plane for 5G ProSe UE-to-network relay is used) and the UTC-based counter obtained during the monitoring operation to unscramble the PROSE PC5 DISCOVERY message as described in 3GPP TS 33.503 [34]. Then, if a DUCK is received from the 5G DDNMF or 5G PKMF (if security procedure over user plane for 5G ProSe UE-to-network relay is used), the UE shall use the DUCK and the UTC-based counter to decrypt the configured message-specific confidentiality protected portion, as described in 3GPP TS 33.503 [34]. Finally, if a DUIK is received from the 5G DDNMF or 5G PKMF (if security procedure over user plane for 5G ProSe UE-to-network relay is used), the UE shall use the DUIK and UTC-based counter to verify the MIC field in the unscrambled PROSE PC5 DISCOVERY message for relay discovery additional information.

NOTE 1: The use of an erroneous UTC-based counter for processing received PROSE PC5 DISCOVERY messages at the ProSe-enabled UE can cause MIC check failure after DUIK is used for integrity check and malformed contents after DUSK is used for unscrambling or DUCK is used for deciphering. How a ProSe-enabled UE ensures the accuracy of the UTC-based counter is left to UE implementation.

NOTE 2: The UE can determine the received PROSE PC5 DISCOVERY message for relay discovery additional information is for 5G ProSe direct discovery based on an indication from the lower layer.

Then, if:

- a) the relay service code parameter of the PROSE PC5 DISCOVERY message for relay discovery additional information is the same as the relay service code parameter configured as specified in clause 5.2.5 for the connectivity service being monitored; and
- b) the announcer info parameter of the PROSE PC5 DISCOVERY message for relay discovery additional information is the same as the target announcer info if the target announcer info is provided by upper layers or same as the User info ID of the 5G ProSe UE-to-network relay UE to which the 5G ProSe additional parameters announcement was requested and acknowledged as specified in clause 8.2.8,

then the UE shall consider that the relay discovery additional information it intends to monitor has been discovered. In addition, the UE can measure the signal strength of the PROSE PC5 DISCOVERY message for relay discovery additional information for relay selection or reselection.

8.2.1.3 UE-to-network relay discovery over PC5 interface with model B

8.2.1.3.1 Discoverer UE procedure for UE-to-network Relay discovery

8.2.1.3.1.1 General

The purpose of the discoverer UE procedure for UE-to-network Relay discovery is:

- a) to enable a ProSe-enabled UE to solicit proximity of a connectivity service provided by a UE-to-network Relay, upon a request from upper layers; or
- b) to enable a ProSe-enabled UE to measure the PROSE PC5 DISCOVERY message signal strength between the ProSe-enabled UE and the 5G ProSe UE-to-network Relay UE(s) for relay selection/reselection.

In this procedure, the UE sending the PROSE PC5 DISCOVERY message is called the "discoverer UE" and the other UE is called the "discoveree UE".

8.2.1.3.1.2 Discoverer UE procedure for UE-to-network relay discovery initiation

The UE is authorised to perform the discoverer UE procedure for UE-to-network relay discovery if:

- a) one of the following is true:
 - 1) the UE is not served by NG-RAN, is authorised to act as a 5G ProSe remote UE towards a 5G ProSe UE-to-network relay UE and is configured with the radio parameters to be used for ProSe UE-to-network relay discovery when not served by NG-RAN;
 - 2) the UE is served by NG-RAN, is authorised to act as a 5G ProSe remote UE towards a 5G ProSe UE-to-network relay UE; or
 - 3) the UE is:
 - i) in 5GMM-IDLE mode, in limited service state as specified in 3GPP TS 23.122 [14] and the reason for the UE being in limited service state is one of the following:
 - A) the UE is unable to find a suitable cell in the selected PLMN as specified in 3GPP TS 38.304 [15];
 - B) the UE received a REGISTRATION REJECT message or a SERVICE REJECT message with the 5GMM cause #11 "PLMN not allowed" as specified in 3GPP TS 24.501 [11]; or
 - C) the UE received a REGISTRATION REJECT message or a SERVICE REJECT message with the 5GMM cause #7 "5GS services not allowed" as specified in 3GPP TS 24.501 [11]; and
 - ii) authorised to act as a 5G ProSe remote UE towards a 5G ProSe UE-to-network relay UE when the UE is not served by NG-RAN and configured with the radio parameters to be used for ProSe UE-to-network relay discovery use when not served by NG-RAN;
- b) the UE is configured with:
 - 1) the relay service code parameter identifying the connectivity service to be solicited and the indicated security procedure for the relay service code is supported by the UE; and

- 2) the User info ID for the UE-to-network relay discovery parameter, as specified in clause 5.2.5; and
- c) for 5G ProSe layer-2 remote UE, the UE is camped on a cell whose TAI is not in the list of "non-allowed tracking areas" or is camped on a cell whose TAI is in the list of "allowed tracking areas",

otherwise, the UE is not authorised to perform the discoverer UE procedure for UE-to-network relay discovery.

Figure 8.2.1.3.1.2.1 illustrates the interaction of the UEs in the discoverer UE procedure for UE-to-network relay discovery.

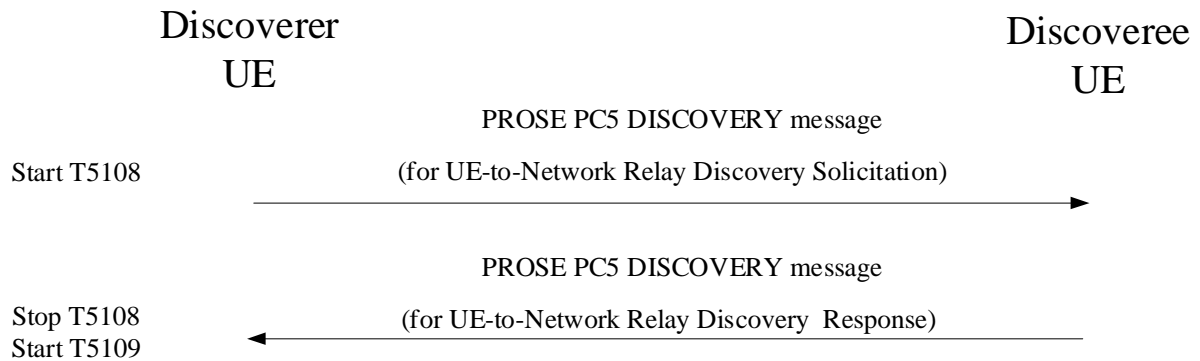


Figure 8.2.1.3.1.2.1: Discoverer UE procedure for UE-to-network Relay discovery

For PROSE PC5 DISCOVERY message signal strength measurement, the UE manages a periodic measurement timer T5109, which is used to trigger the periodic PROSE PC5 DISCOVERY message signal strength measurement between the UE and the ProSe UE-to-network relay UE with which the UE has a link established. It is started whenever the UE has established a direct link with a 5G ProSe UE-to-network relay UE and restarted whenever the UE receives the PROSE PC5 DISCOVERY message for UE-to-network relay discovery response from the 5G ProSe UE-to-network relay UE with which the UE has a link established.

When the UE is triggered by the upper layers to solicit proximity of a connectivity service provided by a 5G ProSe UE-to-network relay UE, or when the periodic measurement timer T5109 expires and if the UE is authorised to perform the discoverer UE procedure for UE-to-network relay discovery, then the UE:

- a) if the UE is served by NG-RAN and the UE in 5GMM-IDLE mode needs to request resources for sending PROSE PC5 DISCOVERY messages for relay discovery as specified in 3GPP TS 38.331 [13], shall perform a service request procedure as specified in 3GPP TS 24.501 [11];
- b) shall obtain a valid UTC time for the discovery transmission from the lower layers and generate the UTC-based counter corresponding to this UTC time;
- c) shall generate a PROSE PC5 DISCOVERY message for UE-to-network relay discovery solicitation. In the PROSE PC5 DISCOVERY message for UE-to-network relay discovery solicitation, the UE:

NOTE 0: If the UE has received more than one set of the <security-parameters-for-remote-UE> each associated with different PLMN ID in the PROSE_SECURITY_PARAM_RESPONSE message or the PROSE_SECURITY_MATERIAL_RESPONSE message, the UE can generate multiple PROSE PC5 DISCOVERY messages for UE-to-network relay discovery solicitation, where each message considers the parameters of one set of <security-parameters-for-remote-UE> to form that message.

- 1) shall set the discoverer info parameter to the configured User info ID for the UE-to-network relay discovery parameter, as specified in clause 5.2.5;
- 2) shall set the relay service code parameter to the relay service code parameter identifying the connectivity service to be solicited, configured in clause 5.2.5. For the 5G ProSe layer-3 remote UE, if the traffic descriptor is configured as specified in clause 5.2.5, the UE shall determine the RSC as follows:
 - i) if there are at least one ProSe application traffic descriptor(s) to be used for the relayed traffic as specified in clause 5.2.5 which has not yet been evaluated,
 - A) if the ProSe application traffic descriptor matches the upper layer application information;

the UE shall select the RSC associated with the matched ProSe application traffic descriptor for solicitation. If more than one RSCs are associated with the upper layer application information, it is up to UE implementation to select a RSC in this release of specification;

B) else, the UE shall select the next ProSe application traffic descriptor which has not yet been evaluated and proceed to step A);

ii) else, it is up to UE implementation to select a RSC.

NOTE 1: Selection of relay service code is up to UE implementation if there is no ProSe application traffic descriptor(s) configured in the UE.

- 3) shall include the MIC field computed as described in 3GPP TS 33.503 [34] by using the UTC-based counter and the DUIK contained in the <UNR-discovery-security-parameters-accept> element of the PROSE_SECURITY_PARAM_RESPONSE message, if security procedure over user plane for 5G ProSe UE-to-network relay is used, or the PROSE_SECURITY_MATERIAL_RESPONSE message, if security procedure over control plane for 5G ProSe UE-to-network relay is used;
 - 4) shall set the UTC-based counter LSB parameter to the 4 least significant bits of the UTC-based counter;
 - 5) shall set the ProSe direct discovery PC5 message type parameter as specified in table 10.2.1.9; and
 - 6) may include the target discoveree info parameter set to the user info ID of the targeted discoveree user if the target discoveree info is provided by the application layer;
- d) shall apply the DUIK, DUSK, or DUCK with the associated Encrypted Bitmask, along with the UTC-based counter to the PROSE PC5 DISCOVERY message for whichever security mechanism(s) configured to be applied, e.g., integrity protection, message scrambling or confidentiality protection of one or more above parameters, as specified in 3GPP TS 33.503 [34];
- e) shall set the default destination layer-2 ID as specified in clause 5.2.5 to the destination layer-2 ID and self-assign a source layer-2 ID for sending the UE-to-network relay discovery solicitation message; and

NOTE 2: The UE implementation ensures that the value of the self-assigned source layer-2 ID is different from any other self-assigned source layer-2 ID(s) in use for 5G ProSe direct communication as specified in clause 7.2, is different from any other provisioned destination layer-2 ID(s) as specified in clause 5.2 and is different from any other self-assigned source layer-2 ID in use for a simultaneous 5G ProSe direct discovery procedure over PC5 with a different discovery model as specified in clause 6.2.14.2.1.2, clause 6.2.15.2.1.2, clause 8.2.1.2.2.2 and clause 8.2.1.2.4.2.

- f) shall pass the resulting PROSE PC5 DISCOVERY message for UE-to-network relay discovery solicitation along with the source layer-2 ID, destination layer-2 ID and an indication that the message is for 5G ProSe direct discovery to the lower layers for transmission over the PC5 interface.

If the PROSE PC5 DISCOVERY message for UE-to-network relay discovery solicitation is used to solicit proximity of a connectivity service provided by a 5G ProSe UE-to-network relay UE, the UE shall ensure that it keeps on passing the PROSE PC5 DISCOVERY message for UE-to-network relay discovery solicitation for transmission until the UE is triggered by an upper layer application to stop soliciting proximity of a connectivity service provided by a 5G ProSe UE-to-network relay UE, or until the UE stops being authorised to perform the discoverer UE procedure for UE-to-network relay discovery. How this is achieved is left up to UE implementation.

NOTE 3: The discoverer UE can stop discoverer UE procedure for UE-to-network relay discovery for power saving by implementation specific means e.g. an implementation-specific maximum number of 5G ProSe direct links configured in the UE, or an implementation-specific timer expires.

If the PROSE PC5 DISCOVERY message for UE-to-network relay discovery solicitation is used to trigger the PROSE PC5 DISCOVERY message signal strength measurement between the UE and the 5G ProSe UE-to-network Relay UE with which the UE has a link established, the UE shall start the retransmission timer T5108. If retransmission timer T5108 expires, the UE shall retransmit the PROSE PC5 DISCOVERY message for UE-to-network relay discovery solicitation and restart timer T5108. If no response is received from the ProSe UE-to-network relay UE with which the UE has a link established after reaching the maximum number of allowed retransmissions, the UE shall trigger relay reselection procedure.

NOTE 4: The maximum number of allowed retransmissions is UE implementation specific.

Upon reception of a PROSE PC5 DISCOVERY message for UE-to-network relay discovery response along with the destination layer-2 ID which the UE is configured to respond for, if the received PLMN ID in the message is not associated with the target relay service code of the connectivity service which the UE is authorized to monitor, the UE shall ignore the message. If the received PLMN ID in the message is associated with the target relay service code of the connectivity service which the UE is authorized to discover, the UE shall use the associated DUSK, if received from the 5G DDNMF or 5G PKMF (if security procedure over user plane for 5G ProSe UE-to-network relay is used) and the UTC-based counter obtained during the reception operation to unscramble the PROSE PC5 DISCOVERY message as described in 3GPP TS 33.503 [34]. Then, if a DUCK is received from the 5G DDNMF or 5G PKMF (if security procedure over user plane for 5G ProSe UE-to-network relay is used), the UE shall use the DUCK and the UTC-based counter to decrypt the configured message-specific confidentiality-protected portion, as described in 3GPP TS 33.503 [34]. Finally, if a DUIK is received from the 5G DDNMF or 5G PKMF (if security procedure over user plane for 5G ProSe UE-to-network relay is used), the UE shall use the DUIK and the UTC-based counter to verify the MIC field in the unscrambled PROSE PC5 DISCOVERY message for UE-to-network relay discovery response.

NOTE 5: The UE can determine the received PROSE PC5 DISCOVERY message for UE-to-network relay discovery response is for 5G ProSe direct discovery based on an indication from the lower layer.

Then if:

- a) the relay service code parameter of the PROSE PC5 DISCOVERY message for UE-to-network relay discovery response is the same as the relay service code parameter of the PROSE PC5 DISCOVERY message for UE-to-network relay discovery solicitation; and
- b) the target discoveree info is not provided by upper layers for the connectivity service being solicited, or the discoveree info parameter of the PROSE PC5 DISCOVERY message for UE-to-network relay discovery response is the same as the target discoveree info if the target discoveree info is provided by upper layers for the connectivity service being solicited,

then the UE shall consider that the connectivity service the UE seeks to discover has been discovered. In addition, the UE can measure the signal strength of the PROSE PC5 DISCOVERY message for UE-to-network relay discovery response for relay selection or reselection. If the UE has received the PROSE PC5 DISCOVERY message for UE-to-network relay discovery response from the ProSe UE-to-network Relay UE with which the UE has a link established, the UE shall stop the retransmission timer T5108 and start the periodic measurement timer T5109.

8.2.1.3.1.3 Discoverer UE procedure for UE-to-network Relay discovery completion

When the UE is triggered by an upper layer application to stop soliciting for proximity of a connectivity service provided by a UE-to-network Relay, or when the UE stops being authorised to perform the Discoverer UE procedure for UE-to-network Relay discovery, the UE shall instruct the lower layers to stop the discoverer operation.

NOTE: The discoverer UE can stop discoverer UE procedure for UE-to-network relay discovery for power saving by implementation specific means e.g. an implementation-specific maximum number of 5G ProSe direct links configured in the UE, or an implementation-specific timer expires.

When the UE stops discoverer operation, if the UE is in 5GMM-CONNECTED mode, the UE shall trigger the corresponding procedure in lower layers as specified in 3GPP TS 38.331 [13].

8.2.1.3.2 Discoveree UE procedure for UE-to-network Relay discovery

8.2.1.3.2.1 General

The purpose of the discoveree UE procedure for UE-to-network relay discovery is to enable a ProSe-enabled UE with a UE-to-network Relay to respond to solicitation from other ProSe-enabled UEs on proximity of a connectivity service provided by the 5G ProSe UE-to-network relay UE, upon a request from upper layers.

In this procedure, the UE sending the PROSE PC5 DISCOVERY message is called the "discoverer UE" and the other UE is called the "discoveree UE".

8.2.1.3.2.2 Discoveree UE procedure for UE-to-network relay discovery initiation

The UE is authorised to perform the discoveree UE procedure for UE-to-network relay discovery if:

- a) the UE is authorised to act as a 5G ProSe UE-to-network relay UE in the PLMN indicated by the serving cell, and
 - 1) the UE is served by NG-RAN; or
 - 2) the UE is not served by NG-RAN and intends to use the provisioned radio resources for UE-to-network relay discovery;
- b) the UE is configured with:
 - 1) the relay service code parameter identifying the connectivity service to be responded to as specified in clause 5.2.5 and the indicated security procedure for the relay service code is supported by the UE. For 5G ProSe layer-3 UE-to-network relay UE,
 - i) the S-NSSAI associated with that relay service code shall belong to the allowed NSSAI of the UE; and
 - ii) if the UE is camped on a cell whose TAI is in the list of "non-allowed tracking areas" or is camped on a cell whose TAI is not in the list of "allowed tracking areas", then the relay service code shall be associated with high priority access as defined in clause 5.3.5 of 3GPP TS 24.501 [11]; and
 - 2) the User info ID for the UE-to-network relay discovery parameter, as specified in clause 5.2.5; and
- c) the back-off timer T3346 used for NAS mobility management congestion control as specified in clause 5.3.9 of 3GPP TS 24.501 [11] is not running at the UE;

otherwise, the UE is not authorised to perform the discoveree UE procedure for UE-to-network relay discovery.

Figure 8.2.1.3.2.2.1 illustrates the interaction of the UEs in the discoveree UE procedure for UE-to-network relay discovery.

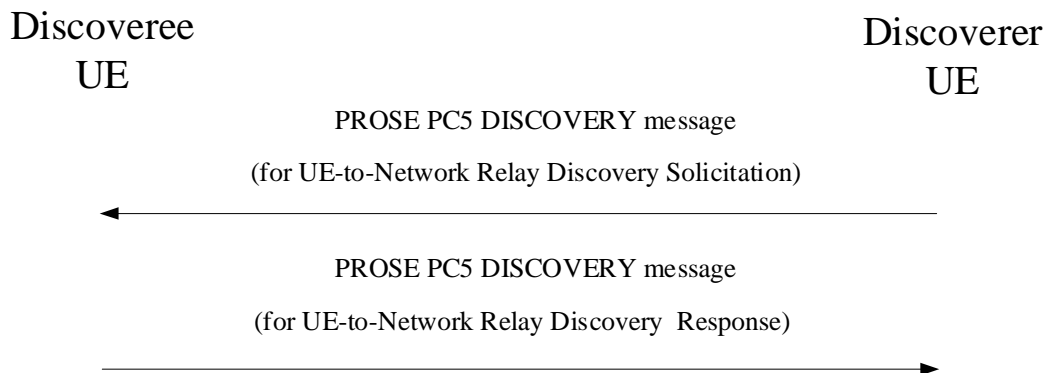


Figure 8.2.1.3.2.2.1: Discoveree UE procedure for UE-to-network Relay discovery

When the UE is triggered by an upper layer application to start responding to solicitation on proximity of a connectivity service provided by the UE-to-network Relay and if the UE is authorised to perform the discoveree UE procedure for UE-to-network Relay discovery, then the UE:

- a) if the UE is served by NG-RAN and the UE in 5GMM-IDLE mode needs to request resources for sending PROSE PC5 DISCOVERY messages as specified in 3GPP TS 38.331 [13], shall perform a service request procedure as specified in 3GPP TS 24.501 [11]; and
- b) shall instruct the lower layers to start monitoring for PROSE PC5 DISCOVERY messages.

Upon reception of a PROSE PC5 DISCOVERY message for UE-to-network relay discovery solicitation, for the relay service code of the connectivity service which the UE is authorized to respond, the UE shall use the associated DUSK, if received from the 5G DDNMF or 5G PKMF (if security procedure over user plane for 5G ProSe UE-to-network relay is used) and the UTC-based counter obtained during the reception operation to unscramble the PROSE PC5 DISCOVERY message as described in 3GPP TS 33.503 [34]. Then, if a DUCK is received from the 5G DDNMF or 5G PKMF (if security procedure over user plane for 5G ProSe UE-to-network relay is used), the UE shall use the DUCK and the UTC-based counter to decrypt the configured message-specific confidentiality-protected portion, as described in 3GPP TS 33.503 [34]. Finally, if a DUIK is received from the 5G DDNMF or 5G PKMF (if security procedure over

user plane for 5G ProSe UE-to-network relay is used), the UE shall use the DUIK and the UTC-based counter to verify the MIC field in the unscrambled PROSE PC5 DISCOVERY message for UE-to-network relay discovery solicitation.

NOTE 1: The UE can determine the received PROSE PC5 DISCOVERY message for 5G ProSe direct discovery announcement is for 5G ProSe direct discovery based on an indication from the lower layer.

Then, if:

- a) the relay service code parameter of the received PROSE PC5 DISCOVERY message for UE-to-network relay discovery solicitation is the same as the relay service code parameter configured as specified in clause 5.2.5 for the connectivity service; and
- b) the target discoveree info parameter of the received PROSE PC5 DISCOVERY message for UE-to-network relay discovery solicitation is the same as the user info ID for the UE-to-network relay discovery provided by upper layers or same as the configured user info ID for the UE-to-network relay discovery as specified in clause 5.2.5, if the target discoveree info parameter is included in the received PROSE PC5 DISCOVERY message;

then the UE:

- a) shall obtain a valid UTC time for the discovery transmission from the lower layers and generate the UTC-based counter corresponding to this UTC time;
- b) shall generate a PROSE PC5 DISCOVERY message for UE-to-network relay discovery response. In the PROSE PC5 DISCOVERY message for UE-to-network relay discovery response, the UE:
 - 1) shall set the Discoveree info parameter to the configured User info ID for the UE-to-network Relay discovery parameter, as specified in clause 5.2.5;
 - 2) shall set the relay service code parameter to the relay service code parameter of the PROSE PC5 DISCOVERY message for UE-to-network relay discovery solicitation;
 - 3) shall set the Resource Status Indicator bit of the status indicator parameter to indicate whether or not the UE has resources available to provide a connectivity service for additional ProSe-enabled UEs;
 - 4) shall include the MIC field computed as described in 3GPP TS 33.503 [34] by using the UTC-based counter and the DUIK contained in the <UNR-discovery-security-parameters-accept> element of the PROSE_SECURITY_PARAM_RESPONSE message, if security procedure over user plane for 5G ProSe UE-to-network relay is used, or the PROSE_SECURITY_MATERIAL_RESPONSE message, if security procedure over control plane for 5G ProSe UE-to-network relay is used;
 - 5) shall set the UTC-based counter LSB parameter to the 4 least significant bits of the UTC-based counter;
 - 6) shall set the ProSe direct discovery PC5 message type parameter as specified in table 10.2.1.10;
 - 7) if acting as 5G ProSe layer-2 UE-to-network relay UE, shall set the NCGI parameter to the NCGI of its serving cell;
 - 8) if acting as 5G ProSe layer-2 UE-to-network relay UE, shall set the RRC container to the RRC container if provided by the lower layers; and
 - 9) shall include the PLMN ID set to its HPLMN ID and in cleartext;

NOTE X: The confidentiality security mechanism ensures that the PLMN ID IE is not encrypted as specified in 3GPP TS 33.503 [34]. Also the scrambling security mechanism ensures that the PLMN ID IE is not scrambled as specified in 3GPP TS 33.503 [34].

- c) shall apply the DUIK, DUSK, or DUCK with the associated Encrypted Bitmask, along with the UTC-based counter to the PROSE PC5 DISCOVERY message for whichever security mechanism(s) configured to be applied, e.g., integrity protection, message scrambling or confidentiality protection of one or more above parameters, as specified in 3GPP TS 33.503 [34];
- d) shall set the destination layer-2 ID to the source layer-2 ID from the discoverer UE used in the transportation of the PROSE PC5 DISCOVERY message for UE-to-network relay discovery solicitation and self-assign a source layer-2 ID for sending the UE-to-network relay discovery response message; and

NOTE 2: The UE implementation ensures that the value of the self-assigned source layer-2 ID is different from any other self-assigned source layer-2 ID(s) in use for 5G ProSe direct communication as specified in clause 7.2 and is different from any other provisioned destination layer-2 ID(s) as specified in clause 5.2.

- e) shall pass the resulting PROSE PC5 DISCOVERY message for UE-to-network relay discovery response along with the source layer-2 ID, destination layer-2 ID and an indication that the message is for 5G ProSe direct discovery to the lower layers for transmission over the PC5 interface.

The UE shall maintain the association(s) between the self-assigned source layer-2 ID and relay service code once generating the PROSE PC5 DISCOVERY message. Each self-assigned source layer-2 ID can be associated with only one relay service code.

NOTE 3: If the UE is processing a PROSE DIRECT LINK ESTABLISHMENT REQUEST message from the same source layer-2 ID of the received PROSE PC5 DISCOVERY message for UE-to-network relay discovery solicitation, it depends on UE implementation to avoid the conflict of destination layer-2 ID (e.g. send a PROSE DIRECT LINK ESTABLISHMENT REJECT message containing PC5 signalling protocol cause value #3 "conflict of layer-2 ID for unicast communication is detected", or ignore the PROSE DIRECT DISCOVERY message for UE-to-network relay discovery solicitation).

8.2.1.3.2.3 Discoveree UE procedure for UE-to-network relay discovery completion

When the UE is triggered by an upper layer application to stop responding to solicitation on proximity of a connectivity service provided by a 5G ProSe UE-to-network relay UE, or when the UE stops being authorised to perform the discoveree UE procedure for UE-to-network relay discovery, the UE shall instruct the lower layers to stop monitoring.

When the UE stops monitoring, if the UE is in 5GMM-CONNECTED mode, the UE shall trigger the corresponding procedure in lower layers as specified in 3GPP TS 38.331 [13].

8.2.1.4 Procedure for UE to use provisioned radio resources for 5G ProSe UE-to-network discovery

When the UE is not served by NG-RAN for 5G ProSe UE-to-network relay discovery and is authorized to use 5G ProSe UE-to-network relay discovery, the UE shall select the corresponding radio parameters to be used for 5G ProSe UE-to-network relay discovery as follows:

- a) if the UE can determine itself located in a geographical area and the UE is provisioned with radio parameters for the geographical area, the UE shall select the radio parameters associated with that geographical area; or
- b) in all other cases, the UE shall not initiate 5G ProSe UE-to-network relay discovery.

If the UE intends to use "non-operator managed" radio parameters as specified in clause 5.2.5, the UE shall initiate 5G ProSe UE-to-network relay discovery with the selected radio parameters.

If the UE intends to use "operator managed" radio parameters as specified in clause 5.2.5, before initiating 5G ProSe UE-to-network relay discovery, the UE shall check with lower layers whether the selected radio parameters can be used in the current location without causing interference to other cells as specified in 3GPP TS 38.331 [13]; and:

- a) if the lower layers indicate that the usage would not cause any interference, the UE shall initiate 5G ProSe UE-to-network relay discovery; or

NOTE: If the lower layers find that there exists a cell operating the provisioned radio resources (i.e., carrier frequency) and the cell belongs to the registered PLMN or a PLMN equivalent to the registered PLMN and the UE is authorized for 5G ProSe UE-to-network relay discovery in this PLMN, the UE can use the radio parameters indicated by the cell as specified in 3GPP TS 38.331 [13].

- b) else if the lower layers report that one or more PLMNs operate in the provisioned radio resources (i.e., carrier frequency) then:

- 1) if the following conditions are met:

- i) none of the PLMNs reported by the lower layers is the registered PLMN or equivalent to the registered PLMN;

ii) at least one of the PLMNs reported by the lower layers is in the list of authorized PLMNs for 5G ProSe UE-to-network relay discovery and provides radio resources for 5G ProSe UE-to-network relay discovery as specified in 3GPP TS 38.331 [13]; and

iii) the UE does not have an emergency PDU session;

then the UE shall:

i) if in 5GMM-IDLE mode, perform PLMN selection triggered by 5G ProSe UE-to-network relay discovery as specified in 3GPP TS 23.122 [14]; or

ii) else if in 5GMM-CONNECTED mode, either:

A) perform a De-registration procedure as specified in 3GPP TS 24.501 [11] and then perform PLMN selection triggered by 5G ProSe UE-to-network relay discovery as specified in 3GPP TS 23.122 [14]; or

B) not initiate 5G ProSe direct discovery.

Whether the UE performs i) or ii) above is left up to UE implementation; or

2) else the UE shall not initiate 5G ProSe UE-to-network relay discovery.

If the registration to the selected PLMN is successful, the UE shall proceed with the procedure to initiate 5G ProSe UE-to-network relay discovery as specified in clause 8.2.1.

If the UE is performing 5G ProSe UE-to-network relay discovery using radio parameters associated with a geographical area and moves out of that geographical area, the UE shall stop performing 5G ProSe UE-to-network relay discovery and then if the UE is not served by NG-RAN for 5G ProSe UE-to-network relay discovery, the UE shall select appropriate radio parameters for the new geographical area as specified above.

8.2.2 UE-to-network relay selection procedure

8.2.2.1 General

The purpose of the UE-to-network relay selection procedure is to enable a 5G ProSe remote UE to select a suitable 5G ProSe UE-to-network relay UE to obtain a connectivity service to 5GC.

8.2.2.2 UE-to-network relay selection procedure initiation

The 5G ProSe remote UE shall trigger the UE-to-network relay selection procedure if the following conditions are met:

- a) the UE is authorised to act as a 5G ProSe remote UE towards a 5G ProSe UE-to-network relay UE as specified in clause 5.2.5:
 - 1) if the 5G ProSe remote UE is expected to use 5G ProSe layer-3 UE-to-network relay, the indication whether the UE is authorized to use a 5G ProSe layer-3 UE-to-network relay UE shall be set;
 - 2) if the 5G ProSe remote UE is expected to use 5G ProSe layer-2 UE-to-network relay, the subset of the PLMN(s) provided by the 5G ProSe layer-2 UE-to-network relay UE shall be in the list of PLMNs in which the UE is authorized to use a 5G ProSe layer-2 UE-to-network relay UE; and
 - 3) if the 5G ProSe remote UE is expected to use 5G ProSe layer-2 UE-to-network relay, the 5G ProSe remote UE selected PLMN shall be in the list of PLMNs in which the UE is authorized to use a 5G ProSe layer-2 UE-to-network relay UE and in the subset of the PLMN(s) provided by the 5G ProSe layer-2 UE-to-network relay UE;
- b) the UE has obtained a list of 5G ProSe UE-to-network relay UE candidate(s) fulfilling ProSe layer criteria with the monitoring procedure for UE-to-network relay discovery as specified in clause 8.2.1.2.3 or the discoverer procedure for UE-to-network relay discovery as specified in clause 8.2.1.3.1; and
- c) the UE has obtained a list of 5G ProSe UE-to-network relay UE candidate(s) fulfilling lower layers criteria as specified in 3GPP TS 38.331 [13].

NOTE: It is left to UE implementation on how UE handles the case when there is no appropriate 5G ProSe UE-to-network relay UE around.

8.2.2.3 UE-to-network relay selection procedure completion

If there exists only one 5G ProSe UE-to-network relay UE candidate satisfying the conditions in clause 8.2.2.2, then that 5G ProSe UE-to-network relay UE is selected. If there exist more than one 5G ProSe UE-to-network relay candidate satisfying the conditions in clause 8.2.2.2, any relay candidates not satisfying the non-radio related ProSe layer criteria shall be discarded and out of the remaining relay candidates, the relay candidate with the highest ranking of the lower layer criteria shall be selected. The UE may take the value of the resource status indicator bit of the status indicator parameter of the PROSE PC5 DISCOVERY message for UE-to-network relay discovery announcement or PROSE PC5 DISCOVERY message for UE-to-network relay discovery response into account when deciding which 5G ProSe UE-to-network relay to select. It is up to the UE implementation whether the ProSe layer or the lower layers takes the final selection on which 5G ProSe UE-to-network relay UE to select.

8.2.3 UE-to-network relay reselection procedure

8.2.3.1 General

The purpose of the UE-to-network relay reselection procedure is to enable a 5G ProSe remote UE to reselect a 5G ProSe UE-to-network relay UE to obtain a connectivity service to 5GC when the serving 5G ProSe UE-to-network relay UE is no longer suitable.

8.2.3.2 UE-to-network relay reselection procedure initiation

The 5G ProSe remote UE shall trigger the UE-to-network relay reselection procedure if one of the following conditions is met:

- a) the UE has received a lower layers indication that the serving 5G ProSe UE-to-network relay UE no longer fulfills the lower layers criteria as specified in 3GPP TS 38.331 [13];
- b) the parameters related to 5G ProSe UE-to-network relay in the configuration parameters for 5G ProSe UE-to-network relay as specified in clause 5.2.5 (e.g., relay service code, User info ID, etc.) have been updated and the serving 5G ProSe UE-to-network relay UE no longer fulfills the conditions specified in clause 8.2.2.2;
- c) the UE has received a PROSE DIRECT LINK ESTABLISHMENT REJECT message from the 5G ProSe UE-to-network relay UE with the PC5 signalling protocol cause value #1 "direct communication to the target UE not allowed";
- d) the UE has received a PROSE DIRECT LINK RELEASE REQUEST message from the 5G ProSe UE-to-network relay UE with the PC5 signalling protocol cause value #1 "direct communication to the target UE not allowed";
- e) the UE has received a PROSE DIRECT LINK RELEASE REQUEST message from the 5G ProSe UE-to-network relay UE with the PC5 signalling protocol cause value #4 "direct connection is not available anymore";
- f) the UE has not received any response from the 5G ProSe UE-to-network relay UE after M consecutive retransmissions of PROSE DIRECT LINK ESTABLISHMENT REQUEST or PROSE DIRECT LINK KEEPALIVE REQUEST messages;
- g) the UE has not received any response from the 5G ProSe UE-to-network relay UE after M consecutive retransmissions of PROSE PC5 DISCOVERY message for UE-to-network relay discovery solicitation used to trigger the PROSE PC5 DISCOVERY message signal strength measurement between the UE and the 5G ProSe UE-to-network relay UE with which the UE has a link established;

NOTE: The value of M is implementation specific and is less than or equal to the maximum number of retransmissions allowed for PC5 signalling protocol.

- h) the UE has received a PROSE DIRECT LINK ESTABLISHMENT REJECT message from the ProSe UE-to-network relay UE with the cause value #13 "congestion situation";

- i) the UE has received a PROSE DIRECT LINK RELEASE REQUEST message from the ProSe UE-to-network relay UE with the cause value #13 "congestion situation"; or
- j) the UE has received a PROSE DIRECT LINK ESTABLISHMENT REJECT message from the 5G ProSe UE-to-network relay UE with the cause value #15 "security procedure failure of 5G ProSe UE-to-network relay".

In cases c), d), h) and i), the 5G ProSe remote UE shall exclude the 5G ProSe UE-to-network relay UE which sent the message specified in cases c), d), h) or i) from the UE-to-network relay reselection process described below (at least for the indicated back-off time period if provided from the ProSe UE-to-network relay UE in cases h) and i)).

In case j), when the 5G ProSe remote UE has included the UE identity IE set to SUCI in the PROSE DIRECT LINK ESTABLISHMENT REQUEST message, the 5G ProSe remote UE shall exclude the 5G ProSe UE-to-network relay UE which sent the message specified in case j) from the UE-to-network relay reselection process described below.

To conduct UE-to-network relay reselection process, the UE shall first initiate one of the following procedures or both depending on UE's configuration parameters for 5G ProSe UE-to-network relay as specified in clause 5.2.5:

- a) monitoring procedure for UE-to-network relay discovery as specified in clause 8.2.1.2.3; or
- b) discoverer procedure for UE-to-network relay discovery as specified in clause 8.2.1.3.1.

After the execution of the above discovery procedure(s), the 5G ProSe remote UE performs the UE-to-network relay selection procedure as specified in clause 8.2.2.

NOTE: It is left to UE implementation on how UE handles the case when there is no appropriate 5G ProSe UE-to-network relay UE around.

8.2.4 Procedure for UE to use provisioned radio resources for 5G ProSe UE-to-network relay communication

When the UE is not served by NG-RAN for 5G ProSe UE-to-network relay communication and is authorized to use 5G ProSe UE-to-network relay communication, the UE shall select the corresponding radio parameters to be used for 5G ProSe UE-to-network relay communication as follows:

- a) if the UE can determine itself located in a geographical area and the UE is provisioned with radio parameters for the geographical area, the UE shall select the radio parameters associated with that geographical area; or
- b) in all other cases, the UE shall not initiate 5G ProSe UE-to-network relay communication.

If the UE intends to use "non-operator managed" radio parameters as specified in clause 5.2.5, the UE shall initiate 5G ProSe UE-to-network relay communication with the selected radio parameters.

If the UE intends to use "operator managed" radio parameters as specified in clause 5.2.5, before initiating 5G ProSe UE-to-network relay communication, the UE shall check with lower layers whether the selected radio parameters can be used in the current location without causing interference to other cells as specified in 3GPP TS 38.331 [13]; and:

- a) if the lower layers indicate that the usage would not cause any interference, the UE shall initiate 5G ProSe UE-to-network relay communication; or

NOTE: If the lower layers find that there exists a cell operating the provisioned radio resources (i.e., carrier frequency) and the cell belongs to the registered PLMN or a PLMN equivalent to the registered PLMN and the UE is authorized for 5G ProSe UE-to-network relay communication in this PLMN, the UE can use the radio parameters indicated by the cell as specified in 3GPP TS 38.331 [13].

- b) else if the lower layers report that one or more PLMNs operate in the provisioned radio resources (i.e., carrier frequency) then:

1) if the following conditions are met:

- i) none of the PLMNs reported by the lower layers is the registered PLMN or equivalent to the registered PLMN;
- ii) at least one of the PLMNs reported by the lower layers is in the list of authorized PLMNs for 5G ProSe UE-to-network relay communication and provides radio resources for 5G ProSe UE-to-network communication as specified in 3GPP TS 38.331 [13]; and

iii) the UE does not have an emergency PDU session;

then the UE shall:

- i) if in 5GMM-IDLE mode, perform PLMN selection triggered by 5G ProSe UE-to-network discovery as specified in 3GPP TS 23.122 [14]; or
- ii) else if in 5GMM-CONNECTED mode, either:
 - A) perform a De-registration procedure as specified in 3GPP TS 24.501 [11] and then perform PLMN selection triggered by 5G ProSe UE-to-network discovery as specified in 3GPP TS 23.122 [14]; or
 - B) not initiate 5G ProSe UE-to-network communication.

Whether the UE performs i) or ii) above is left up to UE implementation; or

- 2) else the UE shall not initiate 5G ProSe UE-to-network relay communication.

If the registration to the selected PLMN is successful, the UE shall proceed with the procedure to initiate 5G ProSe communication over PC5 as specified in clause 7.2.

If the UE is performing 5G ProSe UE-to-network relay communication using radio parameters associated with a geographical area and moves out of that geographical area, the UE shall stop performing 5G ProSe UE-to-network relay communication.

8.2.5 IP address allocation for 5G ProSe remote UE in 5G ProSe layer-3 UE-to-network relay procedure

When one of the two UEs on the direct link acts as a 5G ProSe layer-3 UE-to-network relay UE, the PDU session type is IPv4, IPv6 or IPv4v6 and is used for relaying IP traffic over PC5 reference point, the two UEs shall select the IP version (IPv4 or IPv6) to be used based on the following rules:

- a) if the 5G ProSe layer-3 UE-to-network relay UE has indicated "DHCPv4 Server" in the IP address configuration IE, the 5G ProSe remote UE shall initiate the IPv4 address configuration with DHCPv4 procedure acting as a DHCP client, according to IETF RFC 2131 [23] and IETF RFC 4039 [24];
- b) if the 5G ProSe layer-3 UE-to-network relay UE has indicated "IPv6 Router" in the IP address configuration IE, the 5G ProSe remote UE shall initiate the IPv6 address configuration with IPv6 stateless address auto-configuration acting as an IPv6 host based on IETF RFC 4862 [25];

NOTE: The 5G ProSe layer-3 UE-to-network relay UE uses IPv6 prefix delegation via DHCPv6 (see clause 8.2.5a) to obtain the IPv6 prefix assigned to the 5G ProSe layer-3 remote UE.

- c) if the 5G ProSe layer-3 UE-to-network relay UE has indicated "IPv6 Router" in the IP address configuration IE, the 5G ProSe remote UE may use stateless DHCPv6 for additional parameter configuration, as defined in TS 23.501 [22]; and
- d) if the 5G ProSe layer-3 UE-to-network relay UE has indicated "DHCPv4 Server & IPv6 Router" in the IP address configuration IE, the 5G ProSe remote UE shall choose the IP version and initiate the corresponding IP address configuration procedure as a client or host.

8.2.5a IPv6 prefix delegation via DHCPv6 for 5G ProSe layer-3 UE-to-network relay

If the 5G ProSe layer-3 UE-to-network relay UE can indicate "IPv6 Router" or "DHCPv4 Server & IPv6 Router" in the IP address configuration IE, the 5G ProSe layer-3 UE-to-network relay UE requests additional IPv6 prefixes (i.e., prefixes in addition to the /64 default prefix which was allocated via stateless IPv6 address autoconfiguration) from the SMF as specified in 3GPP TS 24.501 [11].

Once the 5G ProSe layer-3 UE-to-network relay UE successfully obtains the network prefix shorter than the default /64 prefix using DHCPv6, the 5G ProSe layer-3 UE-to-network relay UE can assign /64 prefix from the network prefix when the 5G ProSe layer-3 UE-to-network remote UE requests IPv6 prefix via stateless IPv6 address autoconfiguration.

8.2.6 QoS handling for 5G ProSe UE-to-network relay

8.2.6.1 General

This clause describes the QoS handling between a 5G ProSe UE-to-network relay UE and a 5G ProSe remote UE. The purpose of QoS handling for 5G ProSe UE-to-network relay is to meet the end-to-end QoS requirement between 5G ProSe remote UE and the network.

The QoS handling for 5G ProSe UE-to-network relay can be classified with the following three cases according to the type of 5G ProSe UE-to-network relay:

- a) QoS handling for 5G ProSe remote UE accessing the network via a 5G ProSe layer-2 UE-to-network relay;
- b) QoS handling for 5G ProSe remote UE accessing the network via a 5G ProSe layer-3 UE-to-network relay without N3IWF; and
- c) QoS handling for 5G ProSe remote UE accessing the network via a 5G ProSe layer-3 UE-to-network relay with N3IWF.

8.2.6.2 QoS handling for 5G ProSe layer-2 UE-to-network relay

For a 5G ProSe layer-2 remote UE accessing the network via a 5G ProSe layer-2 UE-to-network relay, the end-to-end QoS requirement between 5G ProSe layer-2 remote UE and the network can be met by the existing 5G QoS control between the 5G ProSe layer-2 remote UE and the core network that is serving the 5G ProSe layer-2 remote UE as specified in 3GPP TS 24.501 [11].

8.2.6.3 QoS handling for 5G ProSe layer-3 UE-to-network relay without N3IWF

8.2.6.3.1 General

The QoS handling by a 5G ProSe layer-3 UE-to-network relay without an N3IWF to achieve an end-to-end QoS between the 5G ProSe layer-3 remote UE and the network is described in clause 5.6.2.1 of 3GPP TS 23.304 [2].

For a 5G ProSe layer-3 remote UE accessing the network via a 5G ProSe layer-3 UE-to-network relay without N3IWF, the end-to-end QoS requirement between 5G ProSe layer-3 remote UE and the network can be satisfied by the corresponding QoS control:

- a) QoS control between 5G ProSe layer-3 remote UE and 5G ProSe layer-3 UE-to-network relay UE (PC5 QoS control); and
- b) QoS control between 5G ProSe layer-3 UE-to-network relay UE and the network (Uu QoS control).

To achieve this, the QoS mapping can be pre-configured as specified in clause 5.2.5 or provided to the 5G ProSe UE-to-network relay UE by the PCF using Prose Policy as specified in clause 5.3.2.

8.2.6.3.2 QoS flows handling initiated by the network

For QoS flows setup initiated by the network, upon reception QoS rules and QoS flow level QoS parameters from the SMF, the 5G ProSe layer-3 UE-to-network relay UE:

- a) shall determine the PQI based on the QoS mapping rules configured in clause 5.2.5;
- b) shall set the GFBR value for the PC5 GBR QoS flow to the GFBR value from the SMF, if any;
- c) shall set the MFBR value for the PC5 GBR QoS flow to the MFBR value from the SMF, if any;
- d) shall set the averaging window value for the PC5 GBR QoS flow to the averaging value from the SMF, if any;
- e) may derive the packet filter(s) used for PC5 QoS rule(s) from the packet filter(s) used over Uu reference; and
- f) may initiate the 5G ProSe direct link modification procedure(s) as defined in clause 7.2.3 to either update the existing PC5 QoS flow or to set up a new PC5 QoS flow. The 5G ProSe layer-3 UE-to-network relay UE may include the PC5 QoS rule(s) when initiating the 5G ProSe direct link modification procedure toward a 5G ProSe

layer-3 remote UE for which the IP address associated to the 5G ProSe layer-3 remote UE is included in the packet filter(s) used over Uu.

Alternatively, for dynamic QoS handling of 5G ProSe layer-3 remote UE using reflective QoS mechanism, upon the 5G ProSe layer-3 UE-to-network relay UE receiving a downlink user data packet along with the Reflective QoS Indication (RQI) as specified in 3GPP TS 24.501 [11], the 5G ProSe layer-3 UE-to-network relay UE:

- a) creates a derived QoS rule by reflective QoS in the UE as specified in clause 6.2.5.1.4, 3GPP TS 24.501 [11];
- b) shall create a new derived PC5 QoS rule or update the existing derived PC5 QoS rule for the PC5 QoS flow based on the derived QoS rule from a);
- c) shall determine the corresponding PQI for the PC5 QoS flow based on the QoS mapping rules as specified in clause 5.2.5 and the 5QI value that corresponds to the QFI of the QoS rule from b); and
- d) shall perform one of the following:
 - 1) if there is a PC5 QoS flow with the determined PQI, the 5G ProSe layer-3 UE-to-network relay UE shall perform the 5G ProSe direct link modification procedure as specified in clause 7.2.3 to associate the ProSe application on the existing PC5 QoS flow. The 5G ProSe layer-3 UE-to-network relay UE may include the PC5 QoS rule(s) associated with the updated PC5 QoS flow; or
 - 2) if there is no PC5 QoS flow with the determined PQI, the 5G ProSe layer-3 UE-to-network relay UE shall perform the 5G ProSe direct link modification procedure as specified in clause 7.2.3 to add a new PC5 QoS flow with the determined PQI and associate the ProSe application on the new PC5 QoS flow. The 5G ProSe layer-3 UE-to-network relay UE may include the PC5 QoS rule(s) associated with the newly added PC5 QoS flow.

When a derived QoS rule is deleted, the 5G ProSe layer-3 UE-to-network relay UE shall perform the 5G ProSe direct link modification procedure as specified in clause 7.2.3 to associate the ProSe application with a PC5 QoS flow such that the determined PQI maps to the 5QI of the signalled QoS rule.

8.2.6.3.3 PC5 QoS flows handling initiated by the 5G ProSe layer-3 remote UE

For PC5 QoS flows setup or modification initiated by the 5G ProSe layer-3 remote UE, the 5G ProSe layer-3 remote UE shall provide the PC5 QoS flow context as defined in clause 7.2.7 to the 5G ProSe layer-3 UE-to-network relay UE to indicate the end-to-end QoS requirements for the traffic transmission between 5G ProSe layer-3 remote UE and the network, using 5G ProSe direct link establishment procedure as specified in clause 7.2.2 or 5G ProSe direct link modification procedure as specified in clause 7.2.3.

In addition, if the 5G ProSe layer-3 remote UE wants to add new PC5 QoS flow(s) or modify the existing PC5 QoS flow(s) for IP traffic or Ethernet traffic, the 5G ProSe layer-3 remote UE may also provide the PC5 QoS rule(s) for the PC5 QoS flow(s) to be added or modified to the 5G ProSe layer-3 UE-to-network relay UE, using 5G ProSe direct link establishment procedure as specified in clause 7.2.2 or 5G ProSe direct link modification procedure as specified in clause 7.2.3.

Upon reception of the PC5 QoS flow context from the 5G ProSe layer-3 remote UE, the 5G ProSe layer-3 UE-to-network relay UE:

- a) shall perform one of the following:
 - 1) if the end-to-end QoS requirements can be supported by an entry in QoS mapping configured in clause 5.2.5, then the 5G ProSe layer-3 UE-to-network relay UE uses the 5QI of the entry for the Uu QoS control and uses the PQI of the entry for the PC5 QoS control; or
 - 2) if the end-to-end QoS requirements cannot be supported by any entry in QoS mapping configured in clause 5.2.5, then the 5G ProSe layer-3 UE-to-network relay UE determines the 5QI for the Uu QoS control and PQI for the PC5 QoS control based on its implementation;
- b) optionally, derives the packet filter(s) used over Uu reference point if the 5G ProSe layer-3 UE-to-network relay UE received PC5 QoS rule(s) from 5G ProSe layer-3 remote UE;
- c) if a new QoS flow needs to be established or the existing QoS flow(s) needs to be modified, performs UE-requested PDU session modification procedure as specified in clause 6.4.2 in 3GPP TS 24.501 [11] providing:
 - 1) the Requested QoS flow descriptions IE with the 5QI value determined in bullet a); or

- 2) the Requested QoS rules IE with the packet filter(s) if packet filter(s) are derived in bullet b);
- d) shall further update the corresponding PC5 QoS flow with the updated PQI value if the 5G ProSe layer-3 UE-to-network relay UE receives the authorized QoS flow descriptions with a 5QI value which is different from the 5QI value indicated by the 5G ProSe layer-3 UE-to-network relay UE as described in bullet c); and
- e) shall provide the 5G ProSe layer-3 remote UE with the PQI determined in bullet a) or the PQI updated in bullet d), the corresponding PC5 QoS parameters and the corresponding ProSe identifier(s) as specified in clause 7.2.2.3 (if 5G ProSe direct link establishment procedure was initiated by the 5G ProSe layer-3 remote UE) or clause 7.2.3.3 (if 5G ProSe direct link modification procedure was initiated by the 5G ProSe layer-3 remote UE).

8.2.6.4 QoS handling for 5G ProSe layer-3 UE-to-network relay with N3IWF

8.2.6.4.1 General

As specified in clause 5.6.2.2 of 3GPP TS 23.304 [2], when the 5G ProSe layer-3 remote UE accesses 5GS via a 5G ProSe layer-3 UE-to-network relay with N3IWF, the N3IWF can use one of the following operations for QoS support in 5G ProSe layer-3 UE-to-network relay UE's serving PLMN:

- a) a static QoS mapping mechanism; or
- b) a dynamic QoS signalling based mechanism.

For a), there is no signalling impact to the 5G ProSe layer-3 remote UE and the 5G ProSe layer-3 UE-to-network relay UE.

For b), clause 8.2.6.4.2 specifies the QoS handling with QoS signalling procedure to transport the IPsec traffic in the 5G ProSe layer-3 UE-to-network relay UE's 5GCN.

8.2.6.4.2 QoS handling with QoS signalling procedure

When the 5G ProSe layer-3 remote UE establishes or handovers a PDU session via the N3IWF as described in clause 4.12.5 of 3GPP TS 23.502 [51], the N3IWF initiates a child SA creation procedure by sending a CREATE_CHILD_SA request message to associate the QoS flow(s) of the PDU session with the child SA of the user plane as specified in clause 7.5 of 3GPP TS 24.502 [26]. In the CREATE_CHILD_SA request message, the 5G_QoS_INFO Notify payload includes the PDU session ID, one or more QFI(s), optionally a DSCP value and optionally Additional QoS Information as defined in clause 9.3.1.1 of 3GPP TS 24.502 [26]. The N3IWF can also initiate the user plane IPsec child SA modification procedure by sending an INFORMATIONAL request message including the 5G_QoS_INFO Notify payload if the child SA associated with the QoS flows of the PDU session needs to be modified as specified in clause 7.6 of 3GPP TS 24.502 [26].

Based on information in the received 5G_QoS_INFO Notify payload, the 5G ProSe layer-3 remote UE determines whether to initiate the 5G ProSe direct link modification procedure to setup or modify the PC5 QoS flows. If the 5G ProSe direct link modification procedure needs to be initiated, the 5G ProSe layer-3 remote UE shall perform the procedure as specified in clause 8.2.6.3.3 with following additions:

- a) if the Additional QoS Information is received in the 5G_QoS_INFO Notify payload, the 5G ProSe layer-3 remote UE shall set the PC5 QoS flow descriptions IE based on the Additional QoS Information; and
- b) the 5G ProSe layer-3 remote UE shall include the PC5 QoS rules IE with the packet filter containing the N3IWF IP address, the security parameter index of the child SA and the DSCP value if received in the 5G_QoS_INFO Notify payload.

The 5G ProSe layer-3 UE-to-network relay UE determines whether to initiate PDU session modification procedure to request establishment or modification of the QoS flow of the dedicated QoS rules which is associated with the IPsec traffic between the 5G ProSe layer-3 remote UE and the N3IWF. If the PDU session modification procedure needs to be initiated, the 5G ProSe layer-3 UE-to-network relay UE shall perform the procedure as specified in clause 6.4.2 of 3GPP TS 24.501 [11] with following additions:

- a) the 5G ProSe layer-3 UE-to-network relay UE sends the packet filter provided in the PC5 QoS rules IE by the 5G ProSe layer-3 remote UE to the SMF.

8.2.7 5G ProSe layer-3 UE-to-network relay with N3IWF support

8.2.7.1 General

As specified in clause 5.4.1.2 of 3GPP TS 23.304 [2], the 5G ProSe layer-3 UE-to-network relay with N3IWF support shall provide the 5G ProSe layer-3 remote UE with the connection which can access to the N3IWF. In this way, the 5G ProSe layer-3 remote UE is able to select the N3IWF and access to the 5GC via the N3IWF.

The layer-3 ProSe UE-to-network relay UE is provisioned with the UE policies for 5G ProSe layer-3 UE-to-network relay including the relay service code which corresponds to use N3IWF access for the relayed traffic as defined in 3GPP TS 24.555 [17].

For UE-to-network relay discovery with model A, the 5G ProSe UE-to-network relay UE shall include the relay service code in the PROSE PC5 DISCOVERY message for UE-to-network relay discovery announcement as specified in clause 8.2.1.2. For UE-to-network relay discovery with model B, the 5G ProSe layer-3 remote UE shall include the relay service code which corresponds to use N3IWF access for the relayed traffic in the PROSE PC5 DISCOVERY message for UE-to-network relay discovery solicitation as specified in clause 8.2.1.3. The relay service code in the PROSE PC5 DISCOVERY message for UE-to-network relay discovery response shall match the relay service code received from the 5G ProSe layer-3 remote UE.

NOTE 1: The UE is allowed to use the 5G ProSe layer-3 UE-to-network relay with N3IWF support if the UE is authorized to be a 5G ProSe layer-3 remote UE as specified in clause 5.2.5 and the non-3GPP access type is preferred in the selected route selection descriptor in the URSP rule as defined in 3GPP TS 24.526 [5].

If the 5G ProSe layer-3 remote UE intends to access 5GC via N3IWF, the 5G ProSe layer-3 remote UE:

- a) shall select the relay service code which corresponds to use N3IWF access for the relayed traffic in the received PROSE PC5 DISCOVERY message;
- b) shall send the PROSE DIRECT LINK ESTABLISHMENT REQUEST message including the selected relay service code in a) to the 5G ProSe layer-3 UE-to-network relay UE; and
- c) shall use either the security procedure over user plane or the security procedure over control plane as specified in 3GPP TS 33.503 [34].

NOTE 2: After using either the security procedure over user plane or the security procedure over control plane as specified in 3GPP TS 33.503 [34], the 5G ProSe layer-3 remote UE performs the security procedures as specified in clause 7.2.1 of 3GPP TS 33.501 [50].

The 5G ProSe layer-3 UE-to-network relay UE establishes the PDU session with corresponding parameters for the requested relay service code as specified in clause 8.2.7.2.

The 5G ProSe layer-3 remote UE performs the N3IWF selection as specified in 8.2.7.3 once the IP address/prefix allocation is completed.

8.2.7.2 5G ProSe layer-3 UE-to-network relay UE establishing PDU session to access N3IWF

The 5G ProSe layer-3 UE-to-network relay UE establishes the PDU session based on the UE policies for 5G ProSe layer-3 UE-to-network relay service codes defined in 3GPP TS 24.555 [17]. The PDU session establishment is triggered upon receipt of the PROSE DIRECT LINK ESTABLISHMENT REQUEST message including the relay service code. The 5G ProSe layer-3 remote UE may change 5G ProSe layer-3 UE-to-network relay(s) while maintaining the PDU session(s) established via 5G ProSe layer-3 UE-to-network relay and N3IWF, when the 5G ProSe layer-3 remote UE and the N3IWF support MOBIKE as specified TS 24.502 [26].

NOTE: If there is an existing PDU session for 5G ProSe layer-3 UE-to-network relay without N3IWF, whether to reuse that existing PDU session or to establish a new PDU session for 5G ProSe layer-3 UE-to-network relay with N3IWF is determined by 5G ProSe layer-3 UE-to-network relay UE as specified in 3GPP TS 23.503[33].

8.2.7.3 N3IWF selection for 5G ProSe layer-3 remote UE

As specified in clause 6.5.1.2.2 of 3GPP TS 23.304 [2], the 5G ProSe layer-3 remote UE selects the N3IWF using following information included in UE policies for 5G ProSe UE-to-network remote UE as defined in clause 5.6.2 of 3GPP TS 24.555 [17]:

- a) N3IWF identifier configuration for 5G ProSe layer-3 remote UE; and
- b) 5G ProSe layer-3 UE-to-network relay access node selection information.

The 5G ProSe layer-3 remote UE performs the N3IWF selection procedure as specified in clause 7.2.4.3 of 3GPP TS 24.502 [26].

8.2.8 5G ProSe additional parameters announcement procedure

8.2.8.1 General

The purpose of the 5G ProSe additional parameters announcement procedure is for the 5G ProSe layer-3 remote UE to obtain NCGI or TAI of the cell serving the 5G ProSe layer-3 UE-to-network relay UE.

The 5G ProSe remote UE in this procedure shall be a 5G ProSe-enabled UE and is authorised to act as a 5G ProSe layer-3 remote UE towards a 5G ProSe layer-3 UE-to-network relay UE based on the service authorization procedure as specified in clause 5. The 5G ProSe layer-3 UE-to-network relay UE in this procedure shall be a 5G ProSe-enabled UE and is authorised to act as a 5G ProSe layer-3 UE-to-network relay UE based on the service authorization procedure as specified in clause 5.

8.2.8.2 5G ProSe additional parameters announcement procedure initiation by the 5G ProSe layer-3 remote UE

Before initiating the 5G ProSe additional parameters announcement procedure, a direct link has been successfully established between the 5G ProSe layer-3 remote UE and the 5G ProSe layer-3 UE-to-network relay UE.

The 5G ProSe layer-3 remote UE shall initiate a 5G ProSe additional parameters announcement procedure:

- a) when the 5G ProSe layer-3 remote UE is triggered by an upper layer application to report NCGI or TAI of the serving cell to the application server, but cannot receive the PROSE PC5 DISCOVERY message for relay discovery additional information from the 5G ProSe layer-3 UE-to-network relay UE, or the NCGI or TAI is not included in the PROSE PC5 DISCOVERY message for relay discovery additional information from the 5G ProSe layer-3 UE-to-network relay UE; or
- b) when the additional parameters announcement request refresh timer T5106 expires and the 5G ProSe layer-3 remote UE still needs to obtain NCGI or TAI of the cell serving the 5G ProSe layer-3 UE-to-network relay.

The 5G ProSe layer-3 remote UE shall generate a PROSE ADDITIONAL PARAMETERS ANNOUNCEMENT REQUEST message and pass this message to the lower layers for transmission along with the 5G ProSe layer-3 remote UE's layer-2 ID (for unicast communication) and the 5G ProSe layer-3 UE-to-network relay UE's layer-2 ID (for unicast communication).

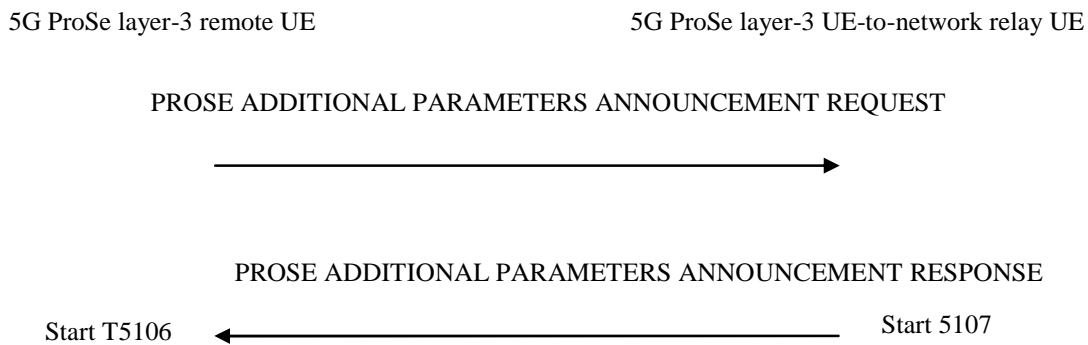


Figure 8.2.8.2.1: 5G ProSe additional parameters announcement procedure

8.2.8.3 5G ProSe additional parameters announcement procedure accepted by the 5G ProSe layer-3 UE-to-network relay UE

Upon receiving a PROSE ADDITIONAL PARAMETERS ANNOUNCEMENT REQUEST message, the 5G ProSe layer-3 UE-to-network relay UE shall allocate an additional parameters announcement request refresh timer T5106 to the 5G ProSe remote UE and start a timer T5107. The timer T5107 shall be longer than the additional parameters announcement request refresh timer T5106.

Then the 5G ProSe layer-3 UE-to-network relay UE shall respond a PROSE ADDITIONAL PARAMETERS ANNOUNCEMENT RESPONSE message with an additional parameters announcement request refresh timer T5106 IE set to the T5106 timer value assigned by the 5G ProSe layer-3 UE-to-network relay UE. The 5G ProSe layer-3 UE-to-network relay UE shall start announcing the NCGI or TAI of the serving cell by triggering the announcing UE procedure for relay discovery additional information as described in clause 8.2.1.2.4.

8.2.8.4 5G ProSe additional parameters announcement procedure completion by the 5G ProSe layer-3 remote UE

Upon receiving a PROSE ADDITIONAL PARAMETERS ANNOUNCEMENT RESPONSE message, the UE shall start the additional parameters announcement request refresh timer T5106 with the received value.

8.2.8.5 Abnormal cases

8.2.8.5.1 Abnormal cases in the 5G ProSe layer-3 remote UE

If there is no response from the 5G ProSe layer-3 UE-to-network relay UE after the PROSE ADDITIONAL PARAMETERS ANNOUNCEMENT REQUEST message has been successfully delivered, the 5G ProSe layer-3 remote UE shall retransmit the PROSE ADDITIONAL PARAMETERS ANNOUNCEMENT REQUEST message.

NOTE: The timer to trigger retransmission and the maximum number of allowed retransmissions are UE implementation specific.

8.2.9 5G ProSe AA message reliable transport procedure

8.2.9.1 General

The purpose of the 5G ProSe AA message reliable transport procedure is to exchange the EAP messages between the 5G ProSe remote UE and the 5G ProSe UE-to-network relay UE.

The 5G ProSe remote UE in this procedure shall be a 5G ProSe-enabled UE and is authorised to act as a 5G ProSe remote UE towards a 5G ProSe UE-to-network relay UE based on the service authorization procedure as specified in clause 5. The 5G ProSe UE-to-network relay UE in this procedure shall be a 5G ProSe-enabled UE and is authorised to act as a 5G ProSe UE-to-network relay UE based on the service authorization procedure as specified in clause 5.

In this clause, the 5G ProSe UE-to-network relay UE is the initiating UE and the 5G ProSe remote UE is the target UE.

8.2.9.2 5G ProSe AA message reliable transport procedure initiation

The UE shall initiate a 5G ProSe AA message reliable transport procedure when the UE receives the EAP message for the target UE from the network.

The UE shall generate a PROSE AA MESSAGE TRANSPORT REQUEST message. In this message, during an EAP based authentication procedure, the initiating UE shall include the EAP message IE set to the received EAP message for the target UE from the network as specified in 3GPP TS 24.501 [11].

NOTE 1: In this release of this specification, the EAP message IE is always included.

The initiating UE shall self-assign a source layer-2 ID and set the destination layer-2 ID to the source layer-2 ID in the PROSE DIRECT LINK ESTABLISHMENT REQUEST message, i.e., the target UE's layer-2 ID.

NOTE 2: The UE implementation ensures that any value of the self-assigned source layer-2 ID is different from any other self-assigned source layer-2 ID(s) in use for 5G ProSe direct discovery as specified in clause 6.2.14, clause 6.2.15 and clause 8.2.1 and is different from any other provisioned destination layer-2 ID(s) as specified in clause 5.2.

After the PROSE AA MESSAGE TRANSPORT REQUEST message is generated, the initiating UE shall pass this message to the lower layers for transmission along with the initiating UE's layer-2 ID and the target UE's layer-2 ID and start timer T5093. The UE shall not send a new PROSE AA MESSAGE TRANSPORT REQUEST message to the same target UE while timer T5093 is running.



Figure 8.2.9.2.1: 5G ProSe AA message reliable transport procedure

8.2.9.3 5G ProSe AA message reliable transport procedure accepted by the target UE

Upon receiving a PROSE AA MESSAGE TRANSPORT REQUEST message, the target UE shall pass the EAP message in the EAP message IE to the upper layer for the external DN authentication.

When the upper layers provide an EAP message responding to the received EAP message, the target UE shall generate a PROSE AA MESSAGE TRANSPORT RESPONSE message including the EAP message IE set to the received EAP message from the upper layers.

After the PROSE AA MESSAGE TRANSPORT RESPONSE message is generated, the target UE shall pass this message to the lower layers for transmission along with the initiating UE's layer-2 ID and the target UE's layer-2 ID.

8.2.9.4 5G ProSe AA message reliable transport procedure completion by the initiating UE

Upon receiving a PROSE AA MESSAGE TRANSPORT RESPONSE message, the UE shall stop timer T5093 and shall pass the EAP message in the PROSE AA MESSAGE TRANSPORT RESPONSE message to the lower layer and inform the lower layer to initiate the PDU EAP message reliable transport procedure as specified in 3GPP TS 24.501 [11].

8.2.9.5 Abnormal cases

8.2.9.5.1 Abnormal cases at the initiating UE

- a) Timer T5093 expires.

The initiating UE shall retransmit the PROSE AA MESSAGE TRANSPORT REQUEST message and restart timer T5093. After reaching the maximum number of allowed retransmissions, the initiating UE shall abort the 5G ProSe AA message reliable transport procedure and shall abort the ongoing procedure that triggered the initiation of the 5G ProSe AA message reliable transport procedure.

NOTE: The maximum number of allowed retransmissions is UE implementation specific.

- b) The need to use this 5G ProSe direct link no longer exists before the 5G ProSe AA message reliable transport procedure is completed.

The initiating UE shall abort the 5G ProSe AA message reliable transport procedure and shall abort the ongoing procedure that triggered the initiation of the 5G ProSe AA message reliable transport procedure.

8.2.10 5G ProSe security procedures over PC8 interface

8.2.10.1 General

8.2.10.1.1 Transport protocol for PC8 messages

The UE and 5G PKMF shall use HTTP 1.1 as specified in IETF RFC 7230 [3] and IETF RFC 7231 [4] as the transport protocol for PC8 messages over the PC8 interface. The PC8 messages described here shall be included in the body of either an HTTP request message or an HTTP response message.

8.2.10.1.2 Handling of UE-initiated procedures

8.2.10.1.2.1 General

The following rules apply for UE-initiated procedures:

- a) the UE initiates 5G ProSe transactions with an HTTP request message containing the PC8 request(s);
- b) the 5G PKMF responds to the requests with an HTTP response message containing the PC8 response(s) for the PC8 request(s); and
- c) HTTP POST methods are used for 5G ProSe procedures over PC8 interface.

The UE may use UE local configuration or URSP, as defined in 3GPP TS 24.526 [5], to establish a PDU session for reaching the HPLMN 5G PKMF:

- a) if a PDU session for reaching the HPLMN 5G PKMF is not established yet, the UE shall establish the PDU session for reaching the HPLMN 5G PKMF and shall send the HTTP request message via the PDU session for reaching the HPLMN 5G PKMF; and
- b) if a PDU session for reaching the HPLMN 5G PKMF is already established (e.g., either due to other 5G ProSe feature or due to other application), the UE shall send the HTTP request message via the PDU session for reaching the HPLMN 5G PKMF.

8.2.10.1.2.2 5G PKMF discovery

The 5G PKMF address can be pre-configured in the UE, provided by the 5G DDNMF or provided in the ProSeP by the PCF.

The UE shall use the 5G PKMF address in the following order of decreasing precedence:

- a) provided in the ProSeP by the PCF;
- b) provided by the 5G DDNMF; and
- c) pre-configured in the ME.

If the UE is pre-configured with the 5G PKMF address, does not have the 5G PKMF address provided in the ProSeP by the PCF and does not have the 5G PKMF address provided by the 5G DDNMF, the UE may access the 5G PKMF using the pre-configured 5G PKMF address without requesting the 5G DDNMF to provide the 5G PKMF address. In case that the UE cannot access the 5G PKMF using the pre-configured 5G PKMF address, the UE may request the 5G DDNMF to provide the 5G PKMF address.

8.2.10.2 Procedures

8.2.10.2.1 Types of 5G ProSe procedures over PC8 interface

The following procedures are defined:

- a) 5G ProSe UE-to-network relay discovery security parameters request procedure;
- b) 5G ProSe remote user key request procedure; and
- c) Key request procedure.

In the following descriptions of 5G procedures over PC8 interface, the terms "request" and "response" refer to the corresponding PC8 messages, not to the HTTP request or response. The following procedure descriptions use a single PC8 message for illustration purposes.

The 5G ProSe procedures over PC8 interface shall be integrity protected and confidentiality protected using the security procedures using GBA or AKMA, see clause 5.2.5.3 and clause 5.2.5.4 in 3GPP TS 33.503 [34].

NOTE 1: A single HTTP request message can contain multiple PC8 requests and a single HTTP response message can contain multiple PC8 responses.

NOTE 2: The privacy of the UE identity included in the PC8 messages of 5G ProSe procedures over PC8 interface is ensured by the confidentiality protection of those procedures.

8.2.10.2.2 5G ProSe UE-to-network relay discovery security parameters request procedure

8.2.10.2.2.1 General

The purpose of the 5G ProSe UE-to-network relay discovery security parameters request procedure is for the UE:

- a) to obtain the 5G ProSe UE-to-network relay discovery security parameters for 5G ProSe remote UE, applicable when the UE acts as a 5G ProSe remote UE and uses the security procedure over user plane as specified in 3GPP TS 33.503 [34]; and
- b) to obtain the 5G ProSe UE-to-network relay discovery security parameters for 5G ProSe UE-to-network relay UE, applicable when the UE acts as a 5G ProSe UE-to-network relay UE and uses the security procedure over user plane as specified in 3GPP TS 33.503 [34].

8.2.10.2.2.2 5G ProSe UE-to-network relay discovery security parameters request procedure initiation

The UE shall initiate the 5G ProSe UE-to-network relay discovery security parameters request procedure:

- a) if the UE is authorized to act as a 5G ProSe remote UE and uses the security procedure over user plane as specified in 3GPP TS 33.503 [34]:
 - 1) when the UE has no 5G ProSe UE-to-network relay discovery security parameters for 5G ProSe remote UE and the UE is in NG-RAN coverage; or
 - 2) after expiration of timer T5094, when in NG-RAN coverage or when entering NG-RAN coverage; or
- b) if the UE is authorized to act as a 5G ProSe UE-to-network relay UE and uses the security procedure over user plane as specified in 3GPP TS 33.503 [34]:
 - 1) when the 5G ProSe UE-to-network relay discovery security parameters for 5G ProSe UE-to-network relay UE and the UE is in NG-RAN coverage; or
 - 2) after expiration of timer T5095, when in NG-RAN coverage or when entering NG-RAN coverage.

The UE shall initiate the 5G ProSe UE-to-network relay discovery security parameters request procedure by sending a PROSE_SECURITY_PARAM_REQUEST message with the <UNR-discovery-security-parameters-request> element. In the <UNR-discovery-security-parameters-request> element, the UE:

- a) shall include a new transaction ID;
- b) shall indicate whether the UE requests the 5G ProSe UE-to-network relay discovery security parameters for 5G ProSe remote UE, the 5G ProSe UE-to-network relay discovery security parameters for 5G ProSe UE-to-network relay UE or both;
- c) shall include the PC5 UE security capabilities indicating ciphering algorithms supported by the UE;
- d) if the UE requests the 5G ProSe UE-to-network relay discovery security parameters for 5G ProSe remote UE, may include a list of PLMN identities of the visited PLMNs;
- e) may indicate the requested model indicating the model of the 5G ProSe UE-to-network relay discovery over PC5 interface for which security parameters are requested, set to "model A" or "model B"; and
- f) shall include the relay service code indicating the connectivity service to be discovered.

NOTE: If the requested model is not included in the PROSE_SECURITY_PARAM_REQUEST message, security parameters are requested for both model A and model B of the 5G ProSe UE-to-network relay discovery over PC5 interface.

Figure 8.2.10.2.2.1 illustrates the interaction of the UE and the 5G PKMF in the 5G ProSe UE-to-network relay discovery security parameters request procedure.

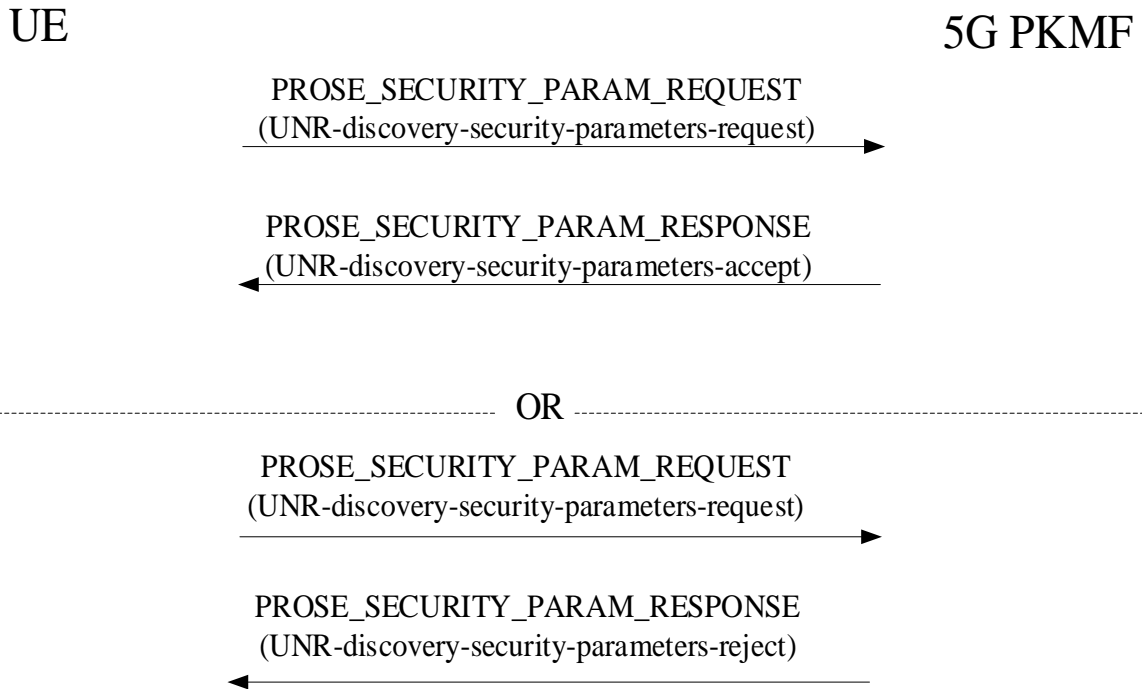


Figure 8.2.10.2.2.1: 5G ProSe UE-to-network relay discovery security parameters request procedure

8.2.10.2.2.3 5G ProSe UE-to-network relay discovery security parameters request procedure accepted by the 5G PKMF

Upon receiving a PROSE_SECURITY_PARAM_REQUEST message with the <UNR-discovery-security-parameters-request> element, if:

- a) the UE requests the 5G ProSe UE-to-network relay discovery security parameters for 5G ProSe remote UE only and the PROSE_SECURITY_PARAM_REQUEST message is received over a TLS tunnel established by a UE authorized to act as a 5G ProSe remote UE;
- b) the UE requests the 5G ProSe UE-to-network relay discovery security parameters for 5G ProSe UE-to-network relay UE only and the PROSE_SECURITY_PARAM_REQUEST message is received over a TLS tunnel established by a UE authorized to act as a 5G ProSe UE-to-network relay UE; or
- c) the UE requests the 5G ProSe UE-to-network relay discovery security parameters for 5G ProSe remote UE and the 5G ProSe UE-to-network relay discovery security parameters for 5G ProSe UE-to-network relay UE and the PROSE_SECURITY_PARAM_REQUEST message is received over a TLS tunnel established by a UE authorized to act as a 5G ProSe UE-to-network relay UE and authorized to act as a 5G ProSe remote UE;

the 5G PKMF shall send a PROSE_SECURITY_PARAM_RESPONSE message containing a <UNR-discovery-security-parameters-accept> element. In the <UNR-discovery-security-parameters-accept> element, the 5G PKMF:

- a) shall include the transaction ID set to the value of the transaction ID received in the PROSE_SECURITY_PARAM_REQUEST message;
- b) if the UE requests the 5G ProSe UE-to-network relay discovery security parameters for 5G ProSe remote UE:
 - 1) shall include zero or more 5G ProSe UE-to-network relay discovery security parameters for 5G ProSe remote UE. In each of the 5G ProSe UE-to-network relay discovery security parameters for 5G ProSe remote UE, the 5G PKMF:
 - A) shall include the expiration timer of the 5G ProSe UE-to-network relay discovery security parameters for 5G ProSe remote UE; and

- B) for the received relay service code for which the UE is authorized to act as a 5G ProSe remote UE:
- i) if the requested model is not indicated in the PROSE_SECURITY_PARAM_REQUEST message or is set to "model A", may include the code-receiving security parameters for model A containing one or more of DUSK, DUIK and DUCK with associated encrypted bitmask;
 - ii) if the requested model is not indicated in the PROSE_SECURITY_PARAM_REQUEST message or is set to "model B", may include the code-receiving security parameters for model B containing one or more of DUSK, DUIK and DUCK with associated encrypted bitmask and the code-sending security parameters for model B containing one or more of DUSK, DUIK and DUCK with associated encrypted bitmask;
 - iii) shall include the selected ciphering algorithm; and
 - iv) shall include the PLMN ID for which the security parameters are associated; and
- 2) may include the PC5 security policies for the received relay service code for 5G ProSe remote UE. In the PC5 security policies for the received relay service code for 5G ProSe remote UE, the 5G PKMF:
- A) for the received relay service code for which the UE is authorized to act as a 5G ProSe remote UE:
- i) shall include the PC5 security policies;
- c) if the UE requests the 5G ProSe UE-to-network relay discovery security parameters for 5G ProSe UE-to-network relay UE:
- 1) shall include the 5G ProSe UE-to-network relay discovery security parameters for 5G ProSe UE-to-network relay UE. In the 5G ProSe UE-to-network relay discovery security parameters for 5G ProSe UE-to-network relay UE, the 5G PKMF:
 - A) shall include the expiration timer of the 5G ProSe UE-to-network relay discovery security parameters for 5G ProSe UE-to-network relay UE; and
 - B) for the received relay service code for which the UE is authorized to act as a 5G ProSe UE-to-network relay UE:
 - i) if the requested model is not indicated in the PROSE_SECURITY_PARAM_REQUEST message or is set to "model A", may include the code-sending security parameters for model A containing one or more of DUSK, DUIK and DUCK with associated encrypted bitmask;
 - ii) if the requested model is not indicated in the PROSE_SECURITY_PARAM_REQUEST message or is set to "model B", may include the code-receiving security parameters for model B containing one or more of DUSK, DUIK and DUCK with associated encrypted bitmask and the code-sending security parameters for model B containing one or more of DUSK, DUIK and DUCK with associated encrypted bitmask; and
 - iii) shall include the selected ciphering algorithm; and
 - 2) may include the PC5 security policies for the received relay service code for 5G ProSe UE-to-network relay UE. In the PC5 security policies for the received relay service code for 5G ProSe UE-to-network relay UE, the 5G PKMF:
 - A) for the received relay service code for which the UE is authorized to act as a 5G ProSe UE-to-network relay UE:
 - i) shall include the PC5 security policies; and
- d) shall include the current time set to the current UTC-based time at the 5G PKMF and the max offset.

If the UE requests the 5G ProSe UE-to-network relay discovery security parameters for 5G ProSe remote UE, the UE identity in the PROSE_SECURITY_PARAM_REQUEST message indicates a UE authorized to act as a 5G ProSe remote UE and the PROSE_SECURITY_PARAM_REQUEST message contains a list of PLMN identities of the visited PLMNs, the 5G PKMF shall include in the 5G ProSe UE-to-network relay discovery security parameters for 5G ProSe remote UE any information received from 5G PKMFs of potential 5G ProSe UE-to-network relay UEs which can serve the UE.

8.2.10.2.2.4 5G ProSe UE-to-network relay discovery security parameters request procedure completion by the UE

Upon receipt of the PROSE_SECURITY_PARAM_RESPONSE message with the <UNR-discovery-security-parameters-accept>, if the transaction ID contained in the <UNR-discovery-security-parameters-accept> element matches the value sent by the UE in a PROSE_SECURITY_PARAM_REQUEST message with the <UNR-discovery-security-parameters-request> element, the UE:

- a) if the PROSE_SECURITY_PARAM_RESPONSE message contains the 5G ProSe UE-to-network relay discovery security parameters for 5G ProSe remote UE:
 - 1) shall store the one or more 5G ProSe UE-to-network relay discovery security parameters for 5G ProSe remote UE, each associated with its received PLMN ID, shall stop timer T5094, if running and shall start timer T5094 with the value of the expiration timer indicated in the 5G ProSe UE-to-network relay discovery security parameters for 5G ProSe remote UE; and
 - 2) if the PC5 security policies for the relay service code for 5G ProSe remote UE are received, shall store the PC5 security policies for the relay service code for 5G ProSe remote UE;
- b) if the PROSE_SECURITY_PARAM_RESPONSE message contains the 5G ProSe UE-to-network relay discovery security parameters for 5G ProSe UE-to-network relay UE:
 - 1) shall store the 5G ProSe UE-to-network relay discovery security parameters for 5G ProSe UE-to-network relay UE, shall stop timer T5095, if running and shall start timer T5081 with the value of the expiration timer indicated in the 5G ProSe UE-to-network relay discovery security parameters for 5G ProSe UE-to-network relay UE; and
 - 2) if the PC5 security policies for the relay service code for 5G ProSe UE-to-network relay UE are received, shall store the PC5 security policies for the relay service code for 5G ProSe UE-to-network relay UE; and
- c) shall set a ProSe clock (see 3GPP TS 33.503 [34]) to the value of the received current time parameter and store the received max offset.

8.2.10.2.2.5 5G ProSe UE-to-network relay discovery security parameters request procedure not accepted by the 5G PKMF

If the PROSE_SECURITY_PARAM_REQUEST message with the <UNR-discovery-security-parameters-request> element cannot be accepted by the 5G PKMF, the 5G PKMF shall send a PROSE_SECURITY_PARAM_RESPONSE message containing a <UNR-discovery-security-parameters-reject> element. In the <UNR-discovery-security-parameters-reject> element, the 5G PKMF shall include the transaction ID set to the value of the transaction ID received in the PROSE_SECURITY_PARAM_REQUEST message and shall include an appropriate PC8 control protocol cause value.

Upon receipt of the PROSE_SECURITY_PARAM_RESPONSE message with the <UNR-discovery-security-parameters-reject> element, if the transaction ID contained in the <UNR-discovery-security-parameters-reject> element matches the value sent by the UE in a PROSE_SECURITY_PARAM_REQUEST message with the <UNR-discovery-security-parameters-request> element, the UE shall consider the 5G ProSe UE-to-network relay discovery security parameters request procedure as rejected.

8.2.10.2.2.6 Abnormal cases in the UE

The following abnormal cases can be identified:

- a) Indication from the transport layer of transmission failure of PROSE_SECURITY_PARAM_REQUEST message (e.g. after TCP retransmission timeout).

The UE shall close the existing secure connection to the 5G PKMF, establish a new secure connection and then restart the 5G ProSe UE-to-network relay discovery security parameters request procedure.

- b) No response from the 5G PKMF after the PROSE_SECURITY_PARAM_REQUEST message has been successfully delivered (e.g. TCP ACK has been received for the PROSE_SECURITY_PARAM_REQUEST message)

The UE shall retransmit the PROSE_SECURITY_PARAM_REQUEST message.

NOTE: The timer to trigger retransmission and the maximum number of allowed retransmissions are UE implementation specific.

8.2.10.2.2.7 Abnormal cases in the 5G PKMF

The following abnormal cases can be identified:

- a) Indication from the lower layer of transmission failure of PROSE_SECURITY_PARAM_RESPONSE message.

After receiving an indication from lower layer that the PROSE_SECURITY_PARAM_RESPONSE message has not been successfully acknowledged (e.g. TCP ACK is not received), the 5G PKMF shall abort the procedure.

8.2.10.2.3 5G ProSe remote user key request procedure

8.2.10.2.3.1 General

The purpose of the 5G ProSe remote user key request procedure is for the UE authorized to act as a 5G ProSe remote UE to obtain a UP-PRUK and a UP-PRUK ID.

Before initiating this procedure, the 5G ProSe remote UE needs to be authorized to use a 5G ProSe layer-3 UE-to-network relay UE or a 5G ProSe layer-2 UE-to-network relay UE in the registered PLMN or local PLMN based on the configuration parameters as specified in clause 5.2.5.

8.2.10.2.3.2 5G ProSe remote user key request procedure initiation

If the UE is authorized to use a 5G ProSe layer-3 UE-to-network relay UE or a 5G ProSe layer-2 UE-to-network relay UE in the registered PLMN or local PLMN, and needs to be able to obtain a connectivity service from a 5G ProSe UE-to-network relay UE, it shall initiate this procedure.

The UE shall initiate the 5G ProSe remote user key request procedure by sending a PROSE_PRUK_REQUEST message with the <PRUK-request> element. In the <PRUK-request> element, the UE:

- a) shall include a new transaction ID not used in any other direct discovery procedures in PC8 interface; and
- b) shall include the UP-PRUK ID set to the UP-PRUK ID associated with the UE stored UP-PRUK, if the UE stores UP-PRUK.

Figure 8.2.10.2.3.2.1 illustrates the interaction of the UE and the 5G PKMF in the 5G ProSe remote user key request procedure.

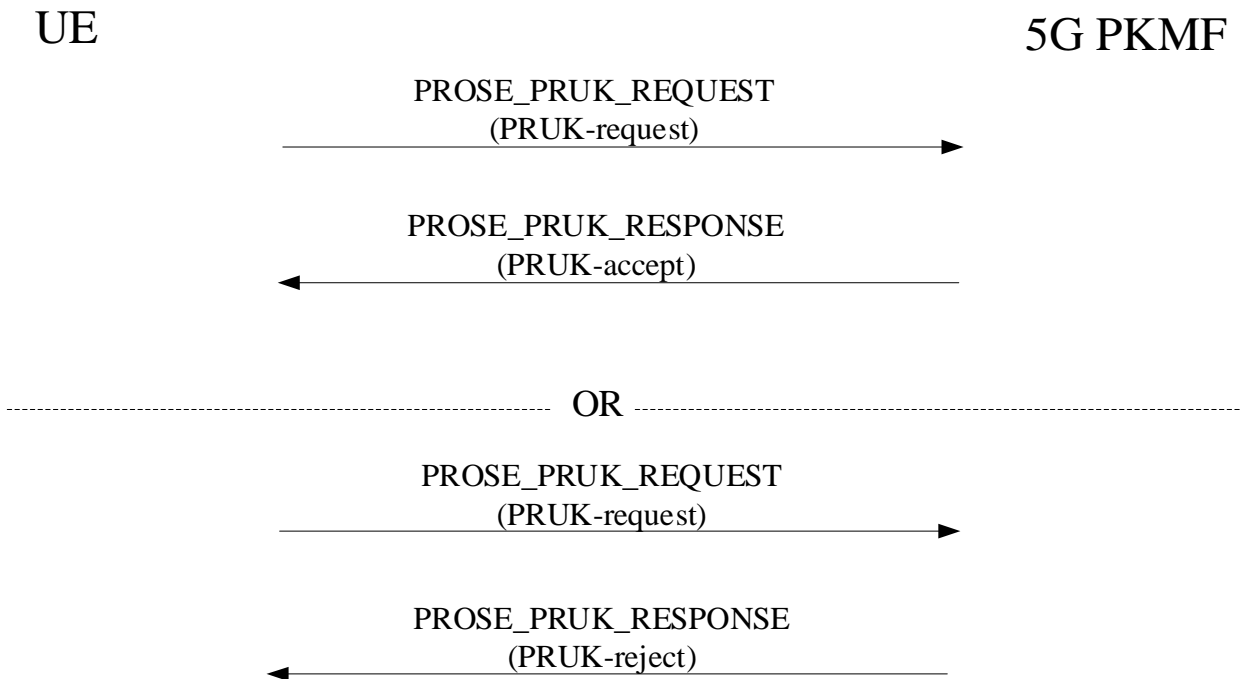


Figure 8.2.10.2.3.2.1: 5G ProSe remote user key request procedure

8.2.10.2.3.3 5G ProSe remote user key request procedure accepted by the 5G PKMF

Upon receiving a PROSE_PRUK_REQUEST message, the 5G PKMF shall check whether the UE is authorized to act as a 5G ProSe remote UE. If authorized, the 5G PKMF shall then send a PROSE_PRUK_RESPONSE message with the <PRUK-accept> element. In the <PRUK-accept> element, the 5G PKMF shall include:

- the transaction ID set to the value of the transaction ID received in the PROSE_PRUK_REQUEST message from the UE;
- the UP-PRUK ID set to the value of the UP-PRUK ID associated with the UP-PRUK; and
- the UP-PRUK set to the value of the allocated UP-PRUK to the UE.

8.2.10.2.3.4 5G ProSe remote user key request procedure completion by the UE

Upon receipt of the PROSE_PRUK_RESPONSE message, if the transaction ID matches the value sent by the UE in a PROSE_PRUK_REQUEST message, the UE shall delete any previously stored UP-PRUK and UP-PRUK ID and store the received UP-PRUK and the associated UP-PRUK ID.

8.2.10.2.3.5 5G ProSe remote user key request procedure not accepted by the 5G PKMF

If the PROSE_PRUK_REQUEST message cannot be accepted by the 5G PKMF, the 5G PKMF sends a PROSE_PRUK_RESPONSE message containing a <PRUK-reject> element to the UE including an appropriate PC8 control protocol cause value and including the transaction ID set to the value of the transaction ID received in the PROSE_PRUK_REQUEST message.

Upon receipt of the PROSE_PRUK_RESPONSE message containing a <PRUK-reject> element, if the transaction ID matches the value sent by the UE in a PROSE_PRUK_REQUEST message, the UE shall consider the 5G ProSe remote user key request procedure as rejected.

If the UE is not authorized for acting as a 5G ProSe remote UE, the 5G PKMF shall send the PROSE_PRUK_RESPONSE message containing a <PRUK-reject> element with PC8 control protocol cause value #1 "UE authorization failure".

8.2.10.2.3.6 Abnormal cases in the UE

The following abnormal cases can be identified:

- a) Indication from the transport layer of transmission failure of PROSE_PRUK_REQUEST message (e.g., after TCP retransmission timeout).

The UE shall close the existing secure connection to the 5G PKMF, establish a new secure connection and then restart the UP-PRUK request procedure.

- b) No response from the 5G PKMF after the PROSE_PRUK_REQUEST message has been successfully delivered (e.g., TCP ACK has been received for the PROSE_PRUK_REQUEST message).

The UE shall retransmit the PROSE_PRUK_REQUEST message.

NOTE: The timer to trigger retransmission and the maximum number of allowed retransmissions are UE implementation specific.

8.2.10.2.3.7 Abnormal cases in the 5G PKMF

The following abnormal cases can be identified:

- a) Indication from the lower layer of transmission failure of PROSE_PRUK_RESPONSE message.

After receiving an indication from lower layer that the PROSE_PRUK_RESPONSE message has not been successfully acknowledged (e.g. TCP ACK is not received), the 5G PKMF shall abort the procedure.

8.2.10.2.4 Key request procedure

8.2.10.2.4.1 General

The purpose of the key request procedure is for a UE acting as a 5G ProSe UE-to-network relay to obtain security parameter needed for establishment of 5G ProSe direct link with a 5G ProSe remote UE.

8.2.10.2.4.2 Key request procedure initiation

The UE shall initiate the key request procedure:

- a) when the UE acting as a 5G ProSe UE-to-network relay for a relay service code receives a request to establish a 5G ProSe direct link from a 5G ProSe remote UE; and
- b) when a 5G ProSe direct link security mode control procedure is rejected by the 5G ProSe remote UE due to the authentication synchronisation error.

The UE shall initiate the key request procedure by sending a PROSE_KEY_REQUEST message with the <key-request> element. In the <key-request> element, the UE:

- a) shall include a new transaction ID;
- b) shall include the relay service code for which the 5G ProSe direct link is requested to be established;
- c) shall include the SUCI or the UP-PRUK ID of the 5G ProSe remote UE, received from the 5G ProSe remote UE;
- d) shall include the K_{NRP} freshness parameter 1, received from the 5G ProSe remote UE;
- e) shall include the PLMN identity of the HPLMN of the 5G ProSe remote UE, if received from the 5G ProSe remote UE; and
- f) if the key request procedure is initiated upon a 5G ProSe direct link security mode control procedure being rejected by the 5G ProSe remote UE due to the authentication synchronisation error, shall include the AUTS and the RAND, received from the 5G ProSe remote UE.

Figure 8.2.10.2.4.2.1 illustrates the interaction of the UE and the 5G PKMF in the Key request procedure.

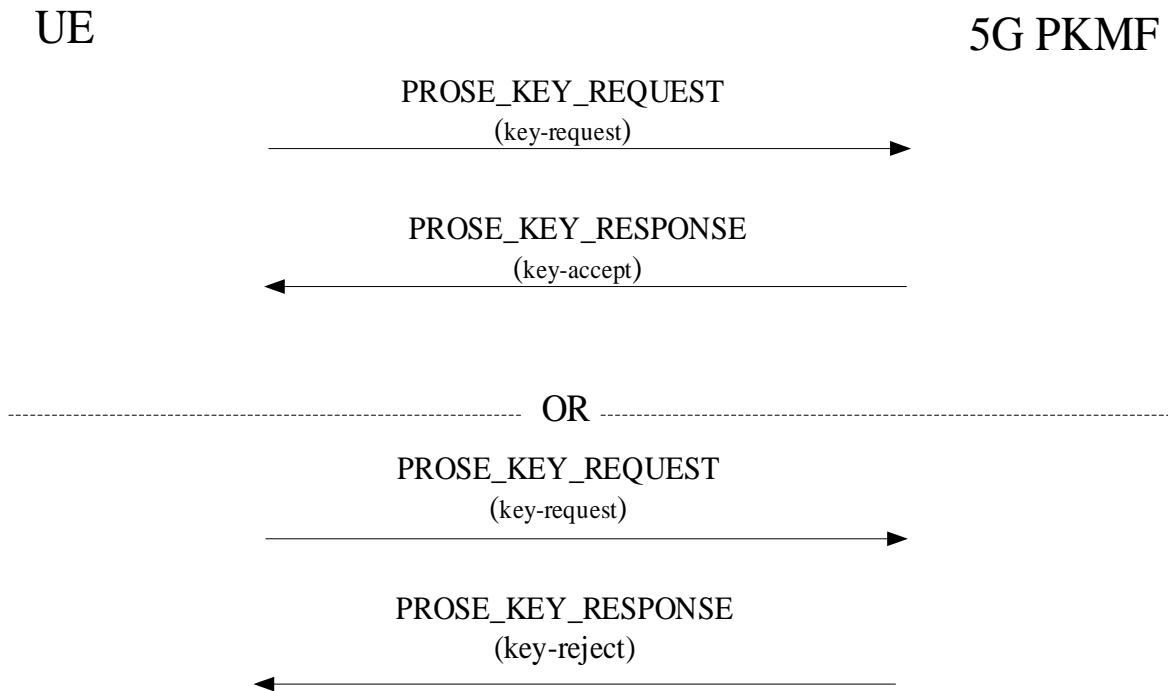


Figure 8.2.10.2.4.2.1: Key request procedure

8.2.10.2.4.3 Key request procedure accepted by the 5G PKMF

Upon receiving a PROSE_KEY_REQUEST message with the <key-request> element, if:

- a) the PROSE_KEY_REQUEST message is received over a TLS tunnel established by a UE authorized to act as a 5G ProSe UE-to-network relay for the relay service code indicated in the PROSE_KEY_REQUEST message; and
- b) the 5G ProSe remote UE identified by the SUCI, the UP-PRUK ID or the AUTS provided by the 5G ProSe remote UE and the PLMN identity of the HPLMN of the 5G ProSe remote UE, if any, indicated in the PROSE_KEY_REQUEST message is authorized to act as a 5G ProSe remote UE for the relay service code indicated in the PROSE_KEY_REQUEST message;

the 5G PKMF shall send a PROSE_KEY_RESPONSE message containing a <key-accept> element. In the <key-accept> element, the 5G PKMF:

- a) shall include the transaction ID set to the value of the transaction ID received in the PROSE_KEY_REQUEST message;
- b) shall include the UP-PRUK ID of the 5G ProSe remote UE;
- c) shall include the K_{NRP} ;
- d) shall include the K_{NRP} freshness parameter 2; and
- e) if the AUTS and the RAND are included in the PROSE_KEY_REQUEST message or a new UP-PRUK is required, then shall include the GBA push information (GPI).

If the 5G ProSe remote UE is served by another 5G PKMF, the 5G PKMF of the 5G ProSe UE-to-network relay requests the 5G PKMF of the 5G ProSe remote UE to check that the 5G ProSe remote UE identified by the SUCI, the UP-PRUK ID or the AUTS provided by the 5G ProSe remote UE and the PLMN identity of the HPLMN of the 5G ProSe remote UE, if any, indicated in the PROSE_KEY_REQUEST message, is authorized to act a 5G ProSe remote

UE for the relay service code indicated in the PROSE_KEY_REQUEST message and to provide the UP-PRUK ID of the 5G ProSe remote UE, the K_{NRP} , the K_{NRP} freshness parameter 2, and optionally the GBA push information (GPI).

8.2.10.2.4.4 Key request procedure completion by the UE

Upon receipt of the PROSE_KEY_RESPONSE message with the <key-accept> element, if the transaction ID contained in the <key-accept> element matches the value sent by the UE in a PROSE_KEY_REQUEST message with the <key-request> element, the UE shall use the UP-PRUK ID of the 5G ProSe remote UE, the K_{NRP} , the K_{NRP} freshness parameter 2 and the GBA push information (GPI), if received, in the 5G ProSe direct link establishment.

8.2.10.2.4.5 Key request procedure not accepted by the 5G PKMF

If the PROSE_KEY_REQUEST message with <key-request> element cannot be accepted by the 5G PKMF, the 5G PKMF shall send a PROSE_KEY_RESPONSE message containing a <key-reject> element. In the <key-reject> element, the 5G PKMF shall include the transaction ID set to the value of the transaction ID received in the PROSE_KEY_REQUEST message and shall include an appropriate PC8 control protocol cause value.

NOTE: The 5G PKMF decides to reject the PROSE_KEY_REQUEST message when e.g. the UP-PRUK is not found in the network.

Upon receipt of the PROSE_KEY_RESPONSE message with the <key-reject> element, if the transaction ID contained in the <key-reject> element matches the value sent by the UE in a PROSE_KEY_REQUEST message with the <key-request> element, the UE shall consider the key request procedure as rejected.

8.2.10.2.4.6 Abnormal cases in the UE

The following abnormal cases can be identified:

- a) Indication from the transport layer of transmission failure of PROSE_KEY_REQUEST message (e.g., after TCP retransmission timeout)

The UE shall close the existing secure connection to the 5G PKMF, establish a new secure connection and then restart the key request procedure.

- b) No response from the 5G PKMF after the PROSE_KEY_REQUEST message has been successfully delivered (e.g. TCP ACK has been received for the PROSE_KEY_REQUEST message)

The UE shall retransmit the PROSE_KEY_REQUEST message.

NOTE: The timer to trigger retransmission and the maximum number of allowed retransmissions are UE implementation specific.

8.2.10.2.4.7 Abnormal cases in the 5G PKMF

The following abnormal cases can be identified:

- a) Indication from the lower layer of transmission failure of PROSE_KEY_RESPONSE message

After receiving an indication from lower layer that the PROSE_KEY_RESPONSE message has not been successfully acknowledged (e.g., TCP ACK is not received), the 5G PKMF shall abort the procedure.

8.2.11 UE-to-network relay unicast direct communication over PC5 interface

The direct communication between 5G ProSe remote UE and 5G ProSe UE-to-network relay UE reuses the procedures for unicast mode 5G ProSe direct communication over PC5 described in clause 7.2.

NOTE: Any modifications needed to the procedures defined for unicast mode 5G ProSe direct communication over PC5 to support the direct communication between 5G ProSe remote UE and 5G ProSe UE-to-network relay UE are described within clause 7.2.

8.2.12 5G ProSe security procedures over PC3a interface

8.2.12.1 General

8.2.12.1.1 Transport protocol for PC3a messages

The UE and 5G DDNMF shall use HTTP 1.1 as specified in IETF RFC 7230 [3] and IETF RFC 7231 [4] as the transport protocol for PC3a messages over the PC3a interface. The PC3a messages described here shall be included in the body of either an HTTP request message or an HTTP response message.

8.2.12.1.2 Handling of UE-initiated procedures

8.2.12.1.2.1 General

The following rules apply for UE-initiated procedures:

- a) the UE initiates 5G ProSe transactions with an HTTP request message containing the PC3a request(s);
- b) the 5G DDNMF responds to the requests with an HTTP response message containing the PC3a response(s) for the PC3a request(s); and
- c) HTTP POST methods are used for 5G ProSe procedures over PC3a interface.

The UE may use UE local configuration or URSP, as defined in 3GPP TS 24.526 [5], to establish a PDU session for reaching the HPLMN 5G DDNMF:

- a) if a PDU session for reaching the HPLMN 5G DDNMF is not established yet, the UE shall establish the PDU session for reaching the HPLMN 5G DDNMF and shall send the HTTP request message via the PDU session for reaching the HPLMN 5G DDNMF; and
- b) if a PDU session for reaching the HPLMN 5G DDNMF is already established (e.g., either due to other 5G ProSe feature or due to other application), the UE shall send the HTTP request message via the PDU session for reaching the HPLMN 5G DDNMF.

8.2.12.1.2.2 5G DDNMF discovery

The 5G DDNMF discovery is the same as described in clause 6.1.2.2.

8.2.12.2 Procedures

8.2.12.2.1 Types of 5G ProSe security procedures over PC3a interface

The following procedures are defined:

- a) 5G ProSe UE-to-network relay discovery security material request procedure.

In the following descriptions of 5G procedures over PC3a interface, the terms "request" and "response" refer to the corresponding PC3a messages, not to the HTTP request or response. The following procedure descriptions use a single PC3a message for illustration purposes.

The PC3a control protocol procedures for 5G ProSe direct discovery shall be integrity protected and confidentiality protected using the security procedures defined in clause 5.2.3 in 3GPP TS 33.503 [34].

NOTE: A single HTTP request message can contain multiple PC3a control protocol requests and a single HTTP response message can contain multiple PC3a control protocol responses.

When the TLS tunnel between the UE and the 5G DDNMF for transport of PC3a messages is established by the UE according to 3GPP TS 33.503 [34], the 5G DDNMF shall obtain identity of the served UE using the procedures specified in 3GPP TS 33.220 [46] or 3GPP TS 33.535 [47].

8.2.12.2.2 5G ProSe UE-to-network relay discovery security material request procedure

8.2.12.2.2.1 General

The purpose of the 5G ProSe UE-to-network relay discovery security material request procedure is for the UE:

- a) to obtain the 5G ProSe UE-to-network relay discovery security material for 5G ProSe remote UE, applicable when the UE acts as a 5G ProSe remote UE and uses the security procedure over control plane as specified in 3GPP TS 33.503 [34]; and
- b) to obtain the 5G ProSe UE-to-network relay discovery security material for 5G ProSe UE-to-network relay UE, applicable when the UE acts as a 5G ProSe UE-to-network relay UE and uses the security procedure over control plane as specified in 3GPP TS 33.503 [34].

8.2.12.2.2.2 5G ProSe UE-to-network relay discovery security material request procedure initiation

The UE shall initiate the 5G ProSe UE-to-network relay discovery security material request procedure:

- a) if the UE is authorized to act as a 5G ProSe remote UE and uses the security procedure over control plane as specified in 3GPP TS 33.503 [34]:
 - 1) when the UE has no 5G ProSe UE-to-network relay discovery security material for 5G ProSe remote UE and the UE is in NG-RAN coverage; or
 - 2) after expiration of timer T5078, when in NG-RAN coverage or when entering NG-RAN coverage; or
- b) if the UE is authorized to act as a 5G ProSe UE-to-network relay UE and uses the security procedure over control plane as specified in 3GPP TS 33.503 [34]:
 - 1) when the UE has no 5G ProSe UE-to-network relay discovery security material for 5G ProSe UE-to-network relay UE and the UE is in NG-RAN coverage; or
 - 2) after expiration of timer T5079, when in NG-RAN coverage or when entering NG-RAN coverage.

The UE shall initiate the 5G ProSe UE-to-network relay discovery security material request procedure by sending a PROSE_SECURITY_MATERIAL_REQUEST message with the <UNR-discovery-security-parameters-request> element. In the <UNR-discovery-security-parameters-request> element, the UE:

- a) shall include a new transaction ID;
- b) shall indicate whether the UE requests the 5G ProSe UE-to-network relay discovery security material for 5G ProSe remote UE, the 5G ProSe UE-to-network relay discovery security material for 5G ProSe UE-to-network relay UE or both;
- c) shall include the PC5 UE security capabilities indicating ciphering algorithms supported by the UE;
- d) if the UE requests the 5G ProSe UE-to-network relay discovery security material for 5G ProSe remote UE, may include a list of PLMN identities of the visited PLMNs;
- e) may indicate the requested model indicating the model of the 5G ProSe UE-to-network relay discovery over PC5 interface for which security parameters are requested, set to "model A" or "model B"; and
- f) shall include the relay service code indicating the connectivity service to be discovered.

NOTE: If the requested model is not included in the PROSE_SECURITY_MATERIAL_REQUEST message, security parameters are requested for both model A and model B of the 5G ProSe UE-to-network relay discovery over PC5 interface.

Figure 8.2.12.2.2.2.1 illustrates the interaction of the UE and the 5G DDNMF in the 5G ProSe UE-to-network relay discovery security material request procedure.

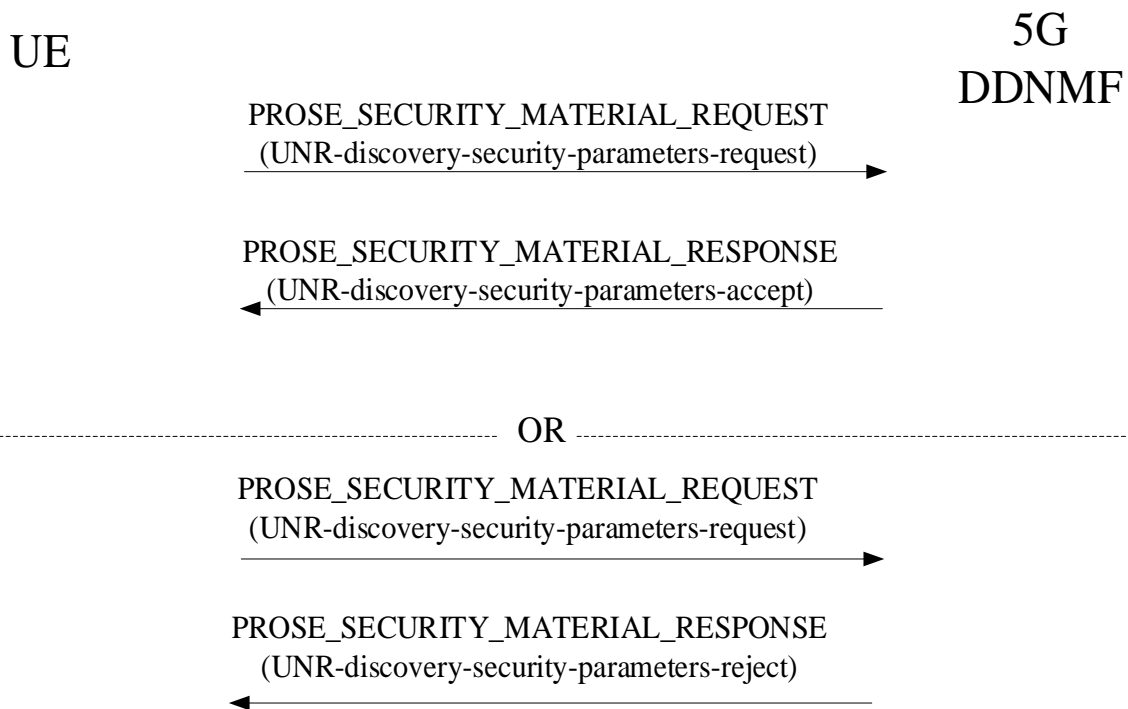


Figure 8.2.12.2.2.1: 5G ProSe UE-to-network relay discovery security material request procedure

8.2.12.2.2.3 5G ProSe UE-to-network relay discovery security material request procedure accepted by the 5G DDNMF

Upon receiving a PROSE_SECURITY_MATERIAL_REQUEST message with the <UNR-discovery-security-parameters-request> element, if:

- a) the UE requests the 5G ProSe UE-to-network relay discovery security material for 5G ProSe remote UE only and the PROSE_SECURITY_MATERIAL_REQUEST message is received over a TLS tunnel established by a UE authorized to act as a 5G ProSe remote UE;
- b) the UE requests the 5G ProSe UE-to-network relay discovery security material for 5G ProSe UE-to-network relay UE only and the PROSE_SECURITY_MATERIAL_REQUEST message is received over a TLS tunnel established by a UE authorized to act as a 5G ProSe UE-to-network relay UE; or
- c) the UE requests the 5G ProSe UE-to-network relay discovery security material for 5G ProSe remote UE and the 5G ProSe UE-to-network relay discovery security material for 5G ProSe UE-to-network relay UE and the PROSE_SECURITY_MATERIAL_REQUEST message is received over a TLS tunnel established by a UE authorized to act as a 5G ProSe UE-to-network relay UE and authorized to act as a 5G ProSe remote UE;

the 5G DDNMF shall send a PROSE_SECURITY_MATERIAL_RESPONSE message containing a <UNR-discovery-security-parameters-accept> element. In the <UNR-discovery-security-parameters-accept> element, the 5G DDNMF:

- a) shall include the transaction ID set to the value of the transaction ID received in the PROSE_SECURITY_MATERIAL_REQUEST message;
- b) if the UE requests the 5G ProSe UE-to-network relay discovery security material for 5G ProSe remote UE:
 - 1) shall include zero or more 5G ProSe UE-to-network relay discovery security material for 5G ProSe remote UE. In each of the 5G ProSe UE-to-network relay discovery security material for 5G ProSe remote UE, the 5G DDNMF:
 - A) shall include the expiration timer of the 5G ProSe UE-to-network relay discovery security material for 5G ProSe remote UE; and

- B) for the received relay service code for which the UE is authorized to act as a 5G ProSe remote UE:
- i) if the requested model is not indicated in the PROSE_SECURITY_MATERIAL_REQUEST message or is set to "model A", may include the code-receiving security parameters for model A containing one or more of DUSK, DUIK and DUCK with associated encrypted bitmask;
 - ii) if the requested model is not indicated in the PROSE_SECURITY_MATERIAL_REQUEST message or is set to "model B", may include the code-receiving security parameters for model B containing one or more of DUSK, DUIK and DUCK with associated encrypted bitmask and the code-sending security parameters for model B containing one or more of DUSK, DUIK and DUCK with associated encrypted bitmask;
 - iii) shall include the selected ciphering algorithm; and
 - iv) shall include the PLMN ID for which the security parameters are associated; and
- 2) may include the PC5 security policies for the received relay service code for 5G ProSe remote UE. In the PC5 security policies per relay service code for 5G ProSe remote UE, the 5G DDNMF:
- A) for the received relay service code for which the UE is authorized to act as a 5G ProSe remote UE:
- i) shall include the PC5 security policies;
- c) if the UE requests the 5G ProSe UE-to-network relay discovery security material for 5G ProSe UE-to-network relay UE:
- 1) shall include the 5G ProSe UE-to-network relay discovery security material for 5G ProSe UE-to-network relay UE. In the 5G ProSe UE-to-network relay discovery security material for 5G ProSe UE-to-network relay UE, the 5G DDNMF:
 - A) shall include the expiration timer of the 5G ProSe UE-to-network relay discovery security material for 5G ProSe UE-to-network relay UE; and
 - B) for the received relay service code for which the UE is authorized to act as a 5G ProSe UE-to-network relay UE:
 - i) if the requested model is not indicated in the PROSE_SECURITY_MATERIAL_REQUEST message or is set to "model A", may include the code-sending security parameters for model A containing one or more of DUSK, DUIK and DUCK with associated encrypted bitmask;
 - ii) if the requested model is not indicated in the PROSE_SECURITY_MATERIAL_REQUEST message or is set to "model B", may include the code-receiving security parameters for model B containing one or more of DUSK, DUIK and DUCK with associated encrypted bitmask and the code-sending security parameters for model B containing one or more of DUSK, DUIK and DUCK with associated encrypted bitmask; and
 - iii) shall include the selected ciphering algorithm; and
 - 2) may include the PC5 security policies for the received relay service code for 5G ProSe UE-to-network relay UE. In the PC5 security policies for the received relay service code for 5G ProSe UE-to-network relay UE, the 5G DDNMF:
 - A) for the received relay service code for which the UE is authorized to act as a 5G ProSe UE-to-network relay UE:
 - i) shall include the PC5 security policies; and
 - d) shall include the current time set to the current UTC-based time at the 5G DDNMF and the max offset.

If the UE requests the 5G ProSe UE-to-network relay discovery security material for 5G ProSe remote UE, the UE identity in the PROSE_SECURITY_MATERIAL_REQUEST message indicates a UE authorized to act as a 5G ProSe remote UE and the PROSE_SECURITY_MATERIAL_REQUEST message contains a list of PLMN identities of the visited PLMNs, the 5G DDNMF shall include in the 5G ProSe UE-to-network relay discovery security material for 5G ProSe remote UE any information received from 5G DDNMFs of potential 5G ProSe UE-to-network relay UEs which can serve the UE.

8.2.12.2.2.4 5G ProSe UE-to-network relay discovery security material request procedure completion by the UE

Upon receipt of the PROSE_SECURITY_MATERIAL_RESPONSE message with the <UNR-discovery-security-parameters-accept>, if the transaction ID contained in the <UNR-discovery-security-parameters-accept> element matches the value sent by the UE in a PROSE_SECURITY_MATERIAL_REQUEST message with the <UNR-discovery-security-parameters-request> element, the UE:

- a) if the PROSE_SECURITY_MATERIAL_RESPONSE message contains one or more 5G ProSe UE-to-network relay discovery security material for 5G ProSe remote UE:
 - 1) shall store the one or more 5G ProSe UE-to-network relay discovery security material for 5G ProSe remote UE, each associated with its received PLMN ID, shall stop timer T5078, if running and shall start timer T5078 with the value of the expiration timer indicated in the 5G ProSe UE-to-network relay discovery security material for 5G ProSe remote UE; and
 - 2) if the PC5 security policies for the relay service code for 5G ProSe remote UE are received, shall store the PC5 security policies for the relay service code for 5G ProSe remote UE;
- b) if the PROSE_SECURITY_MATERIAL_RESPONSE message contains the 5G ProSe UE-to-network relay discovery security material for 5G ProSe UE-to-network relay UE:
 - 1) shall store the 5G ProSe UE-to-network relay discovery security material for 5G ProSe UE-to-network relay UE, shall stop timer T5079, if running and shall start timer T5079 with the value of the expiration timer indicated in the 5G ProSe UE-to-network relay discovery security material for 5G ProSe UE-to-network relay UE; and
 - 2) if the PC5 security policies for the relay service code for 5G ProSe UE-to-network relay UE are received, shall store the PC5 security policies for the relay service code for 5G ProSe UE-to-network relay UE; and
- c) shall set a ProSe clock (see 3GPP TS 33.503 [34]) to the value of the received current time parameter and store the received max offset.

8.2.12.2.2.5 5G ProSe UE-to-network relay discovery security material request procedure not accepted by the 5G DDNMF

If the PROSE_SECURITY_MATERIAL_REQUEST message with the <UNR-discovery-security-parameters-request> element cannot be accepted by the 5G DDNMF, the 5G DDNMF shall send a PROSE_SECURITY_MATERIAL_RESPONSE message containing a <UNR-discovery-security-parameters-reject> element. In the <UNR-discovery-security-parameters-reject> element, the 5G DDNMF shall include the transaction ID set to the value of the transaction ID received in the PROSE_SECURITY_MATERIAL_REQUEST message and shall include an appropriate PC3a control protocol cause value.

Upon receipt of the PROSE_SECURITY_MATERIAL_RESPONSE message with the <UNR-discovery-security-parameters-reject> element, if the transaction ID contained in the <UNR-discovery-security-parameters-reject> element matches the value sent by the UE in a PROSE_SECURITY_MATERIAL_REQUEST message with the <UNR-discovery-security-parameters-request> element, the UE shall consider the 5G ProSe UE-to-network relay discovery security material request procedure as rejected.

8.2.12.2.2.6 Abnormal cases in the UE

The following abnormal cases can be identified:

- a) Indication from the transport layer of transmission failure of PROSE_SECURITY_MATERIAL_REQUEST message (e.g. after TCP retransmission timeout).
The UE shall close the existing secure connection to the 5G DDNMF, establish a new secure connection and then restart the 5G ProSe UE-to-network relay discovery security material request procedure.
- b) No response from the 5G DDNMF after the PROSE_SECURITY_MATERIAL_REQUEST message has been successfully delivered (e.g. TCP ACK has been received for the PROSE_SECURITY_MATERIAL_REQUEST message)

The UE shall retransmit the PROSE_SECURITY_MATERIAL_REQUEST message.

NOTE: The timer to trigger retransmission and the maximum number of allowed retransmissions are UE implementation specific.

8.2.12.2.7 Abnormal cases in the 5G DDNMF

The following abnormal cases can be identified:

- a) Indication from the lower layer of transmission failure of PROSE_SECURITY_MATERIAL_RESPONSE message.

After receiving an indication from lower layer that the PROSE_SECURITY_MATERIAL_RESPONSE message has not been successfully acknowledged (e.g. TCP ACK is not received), the 5G DDNMF shall abort the procedure.

9 Handling of unknown, unforeseen and erroneous protocol data

9.1 General

The procedures specified in the present document apply to those PC3a, PC8 or PC5 messages which pass the checks described in this clause.

This clause also specifies procedures for the handling of unknown, unforeseen and erroneous protocol data by the receiving entity. These procedures are called "error handling procedures", but in addition to providing recovery mechanisms for error situations they define a compatibility mechanism for future extensions of the protocols.

Detailed error handling procedures in the network are implementation dependent and may vary from PLMN to PLMN. However, when extensions of this protocol are developed, networks will be assumed to have the error handling that is indicated in this clause as mandatory ("shall") and that is indicated as strongly recommended ("should").

Also, the error handling of the network is only considered as mandatory or strongly recommended when certain thresholds for errors are not reached during a dedicated connection.

9.2 Handling of unknown, unforeseen and erroneous protocol data in messages sent over the PC3a or PC8 interface

9.2.1 Unforeseen message type

If the UE receives a PC3a or PC8 message with a message type corresponding to a ProSe discovery mechanism that the UE is not authorised to use by the network, the UE shall discard the message.

If the DDNMF receives a PC3a message or the 5G PKMF receives a PC8 message, whose message type indicates that this is a ProSe discovery mechanism the sending UE is not authorised to support, the DDNMF or the the 5G PKMF shall discard the message.

9.3 Handling of unknown, unforeseen and erroneous protocol data in messages sent over the PC5 interface

9.3.1 Message too short or too long

9.3.1.1 Message too short

When a message is received that is too short to contain a complete message type information element, that message shall be ignored, cf. 3GPP TS 24.007 [20].

9.3.1.2 Message too long

The maximum size of a PC5 signalling message is 65535 octets.

9.3.2 Unknown or unforeseen message type

If the UE receives a PC5 signalling message with message type not defined for the PC5 signalling protocol or not implemented by the receiver, it shall ignore the PC5 signalling message.

NOTE: A message type not defined for the PC5 signalling protocol in the given direction is regarded by the receiver as a message type not defined for the PC5 signalling protocol, see 3GPP TS 24.007 [20].

If the UE receives a message not compatible with the PC5 signalling protocol state, the UE shall ignore the PC5 signalling message.

9.3.3 Non-semantical mandatory information element errors

When on receipt of a message,

- a) an "imperative message part" error; or
- b) a "missing mandatory IE" error

is diagnosed or when a message containing:

- a) a syntactically incorrect mandatory IE;
- b) an IE unknown in the message, but encoded as "comprehension required" (see 3GPP TS 24.007 [20]); or
- c) an out of sequence IE encoded as "comprehension required" (see 3GPP TS 24.007 [20]) is received,

the UE shall ignore the PC5 signalling message.

9.3.4 Unknown and unforeseen IEs in the non-imperative message part

9.3.4.1 IEs unknown in the message

The UE shall ignore all IEs unknown in a message which are not encoded as "comprehension required" (see 3GPP TS 24.007 [20]).

9.3.4.2 Out of sequence IEs

The UE shall ignore all out of sequence IEs in a message which are not encoded as "comprehension required" (see 3GPP TS 24.007 [20]).

9.3.4.3 Repeated IEs

If an information element with format T, TV, TLV, or TLV-E is repeated in a message in which repetition of the information element is not specified in clause 11.3, the UE shall handle only the contents of the information element

appearing first and shall ignore all subsequent repetitions of the information element. When repetition of information elements is specified, the UE shall handle only the contents of specified repeated information elements. If the limit on repetition of information elements is exceeded, the UE shall handle the contents of information elements appearing first up to the limit of repetitions and shall ignore all subsequent repetitions of the information element.

9.3.5 Non-imperative message part errors

9.3.5.1 General

This category includes:

- a) syntactically incorrect optional IEs; and
- b) conditional IE errors.

9.3.5.2 Syntactically incorrect optional IEs

The UE shall treat all optional IEs that are syntactically incorrect in a message as not present in the message.

9.3.5.3 Conditional IE errors

When upon receipt of a PC5 signalling message, the UE diagnoses a "missing conditional IE" error or an "unexpected conditional IE" error, or when it receives a PC5 signalling message containing at least one syntactically incorrect conditional IE, the UE shall ignore the message.

9.3.6 Messages with semantically incorrect contents

When a message with semantically incorrect contents is received, the UE shall perform the foreseen reactions of the procedural part of clause 7.2. If, however no such reactions are specified, the UE shall ignore the message.

10 Message functional definitions and contents

10.1 Overview

This clause contains the definition and contents of the messages used in the procedures described in the present document.

10.2 5G ProSe direct discovery messages

10.2.1 Message definition

This message is sent by the UE over the PC5 interface for open 5G ProSe direct discovery and restricted 5G ProSe direct discovery. See table 10.2.1.1, table 10.2.1.2, table 10.2.1.3, table 10.2.1.4, table 10.2.1.5, table 10.2.1.6, table 10.2.1.7, table 10.2.1.8, table 10.2.1.9, table 10.2.1.10 and table 10.2.1.11.

Message type: PROSE PC5 DISCOVERY

Significance: dual

Direction: UE to peer UE

Table 10.2.1.1: PROSE PC5 DISCOVERY message content for open 5G ProSe direct discovery announcement

IEI	Information Element	Type/Reference	Presence	Format	Length
	ProSe direct discovery PC5 message type (NOTE)	ProSe direct discovery PC5 message type 11.2.1	M	V	1
	UTC-based counter LSB	UTC-based counter LSB 11.2.14	M	V	1
	MIC	MIC 11.2.4	M	V	4
	ProSe application code	ProSe application code 11.2.2	M	V	23
7A	Metadata	Metadata 11.2.13	O	TLV-E	4-8195
NOTE: The discovery type is set to "Open discovery" and the content type is set to "Announcement".					

Table 10.2.1.2: PROSE PC5 DISCOVERY message content for restricted 5G ProSe direct discovery announcement

IEI	Information Element	Type/Reference	Presence	Format	Length
	ProSe direct discovery PC5 message type (NOTE)	ProSe direct discovery PC5 message type 11.2.1	M	V	1
	UTC-based counter LSB	UTC-based counter LSB 11.2.14	M	V	1
	MIC	MIC 11.2.4	M	V	4
	ProSe restricted code	ProSe restricted code 11.2.3	M	V	23
7A	Metadata	Metadata 11.2.13	O	TLV-E	4-8195
NOTE: The discovery type is set to "Restricted discovery" and the content type is set to "Announcement".					

Table 10.2.1.3: PROSE PC5 DISCOVERY message content for restricted 5G ProSe direct discovery solicitation

IEI	Information Element	Type/Reference	Presence	Format	Length
	ProSe direct discovery PC5 message type (NOTE)	ProSe direct discovery PC5 message type 11.2.1	M	V	1
	UTC-based counter LSB	UTC-based counter LSB 11.2.14	M	V	1
	MIC	MIC 11.2.4	M	V	4
	ProSe query code	ProSe restricted code 11.2.3	M	V	23
NOTE: The discovery type is set to "Restricted discovery" and the content type is set to "Solicitation".					

Table 10.2.1.4: PROSE PC5 DISCOVERY message content for restricted 5G ProSe direct discovery response

IEI	Information Element	Type/Reference	Presence	Format	Length
	ProSe direct discovery PC5 message type (NOTE)	ProSe direct discovery PC5 message type 11.2.1	M	V	1
	UTC-based counter LSB	UTC-based counter LSB 11.2.14	M	V	1
	MIC	MIC 11.2.4	M	V	4
	ProSe response code	ProSe restricted code 11.2.3	M	V	23
7A	Metadata	Metadata 11.2.13	O	TLV-E	4-8195
NOTE: The discovery type is set to "Restricted discovery" and the content type is set to "response".					

Table 10.2.1.5: PROSE PC5 DISCOVERY message for group member discovery announcement

IEI	Information Element	Type/Reference	Presence	Format	Length
	ProSe direct discovery PC5 message type (NOTE)	ProSe direct discovery PC5 message type 11.2.1	M	V	1
	UTC-based counter LSB	UTC-based counter LSB 11.2.14	M	V	1
	MIC	MIC 11.2.4	M	V	4
	Application layer group ID	Application layer group ID 11.2.6	M	LV	2-257
	Announcer info	User info ID 11.2.7	M	V	6
7A	Metadata	Metadata 11.2.13	O	TLV-E	4-8195
NOTE: The discovery type is set to "Restricted discovery", the content type is set to "Group member discovery announcement/group member discovery response" and the discovery model is set to "Model A".					

Table 10.2.1.6: PROSE PC5 DISCOVERY message for group member discovery solicitation

IEI	Information Element	Type/Reference	Presence	Format	Length
	ProSe direct discovery PC5 message type (NOTE)	ProSe direct discovery PC5 message type 11.2.1	M	V	1
	UTC-based counter LSB	UTC-based counter LSB 11.2.14	M	V	1
	MIC	MIC 11.2.4	M	V	4
	Application layer group ID	Application layer group ID 11.2.6	M	LV	2-256
	Discoverer info	User info ID 11.2.7	M	V	6
28	Target user info	User info ID 11.2.7	O	TV	7
NOTE: The discovery type is set to "Restricted discovery", the content type is set to "Group member discovery solicitation" and the discovery model is set to "Model B".					

Table 10.2.1.7: PROSE PC5 DISCOVERY message for group member discovery response

IEI	Information Element	Type/Reference	Presence	Format	Length
	ProSe direct discovery PC5 message type (NOTE)	ProSe direct discovery PC5 message type 11.2.1	M	V	1
	UTC-based counter LSB	UTC-based counter LSB 11.2.14	M	V	1
	MIC	MIC 11.2.4	M	V	4
	Application layer group ID	Application layer group ID 11.2.6	M	LV	2-256
	Discoveree info	User info ID 11.2.7	M	V	6
7A	Metadata	Metadata 11.2.13	O	TLV-E	4-8195
NOTE: The discovery type is set to "Restricted discovery", the content type is set to "Group member discovery announcement/group member discovery response" and the discovery model is set to "Model B".					

Table 10.2.1.8: PROSE PC5 DISCOVERY message for UE-to-network relay discovery announcement

IEI	Information Element	Type/Reference	Presence	Format	Length
	ProSe direct discovery PC5 message type (NOTE 1)	ProSe direct discovery PC5 message type 11.2.1	M	V	1
	UTC-based counter LSB	UTC-based counter LSB 11.2.11	M	V	1
	PLMN ID	PLMN ID 11.2.15	M	V	3
	MIC	MIC 11.2.4	M	V	4
	Announcer info	User info ID 11.2.7	M	V	6
	Relay service code (NOTE 2)	Relay service code 11.2.8	M	V	3
	Status indicator	Status indicator 11.2.9	M	V	1
52	NCGI	NCGI 11.2.12	O	TV	9
63	RRC container	RRC container 11.2.14	O	TLV	3-257
NOTE 1: The discovery type is set to "Restricted discovery", the content type is set to "UE-to-network relay discovery announcement/UE-to-network relay discovery response" and the discovery model is set to "Model A".					
NOTE 2: If the announcing UE works as a 5G ProSe Layer-3 UE-to-network relay UE, the S-NSSAI associated with the relay service code belongs to the allowed NSSAI of the UE.					

Table 10.2.1.9: PROSE PC5 DISCOVERY message for UE-to-network relay discovery solicitation

IEI	Information Element	Type/Reference	Presence	Format	Length
	ProSe direct discovery PC5 message type (NOTE)	ProSe direct discovery PC5 message type 11.2.1	M	V	1
	UTC-based counter LSB	UTC-based counter LSB 11.2.11	M	V	1
	MIC	MIC 11.2.4	M	V	4
	Discoverer info	User info ID 11.2.7	M	V	6
	Relay service code	Relay service code 11.2.8	M	V	3
29	Target discoveree info	User info ID 11.2.7	O	TV	7
NOTE: The discovery type is set to "Restricted discovery", the content type is set to "UE-to-network relay discovery solicitation" and the discovery model is set to "Model B".					

Table 10.2.1.10: PROSE PC5 DISCOVERY message for UE-to-network relay discovery response

IEI	Information Element	Type/Reference	Presence	Format	Length
	ProSe direct discovery PC5 message type (NOTE 1)	ProSe direct discovery PC5 message type 11.2.1	M	V	1
	UTC-based counter LSB	UTC-based counter LSB 11.2.11	M	V	1
	PLMN ID	PLMN ID 11.2.15	M	V	3
	MIC	MIC 11.2.4	M	V	4
	Discoveree info	User info ID 11.2.7	M	V	6
	Relay service code (NOTE 2)	Relay service code 11.2.8	M	V	3
	Status indicator	Status indicator 11.2.9	M	V	1
52	NCGI	NCGI 11.2.12	O	TV	9
63	RRC container	RRC container 11.2.14	O	TLV	3-257
NOTE 1: The discovery type is set to "Restricted discovery", the content type is set to "UE-to-network relay discovery announcement/UE-to-network relay discovery response" and the discovery model is set to "Model B".					
NOTE 2: If the discoveree UE works as a 5G ProSe Layer-3 UE-to-network relay UE, the S-NSSAI associated with the relay service code belongs to the allowed NSSAI of the UE.					

Table 10.2.1.11: PROSE PC5 DISCOVERY message for relay discovery additional information

IEI	Information Element	Type/Reference	Presence	Format	Length
	ProSe direct discovery PC5 message type (NOTE)	ProSe direct discovery PC5 message type 11.2.1	M	V	1
	UTC-based counter LSB	UTC-based counter LSB 11.2.11	M	V	1
	PLMN ID	PLMN ID 11.2.15	M	V	3
	MIC	MIC 11.2.4	M	V	4
	Relay service code	Relay service code 11.2.8	M	V	3
	Announcer info	User info ID 11.2.7	M	V	6
52	NCGI	NCGI 11.2.12	O	TV	9
51	Relay TAI	TAI 11.2.10	O	TV	4
NOTE: The discovery type is set to "Restricted discovery", the content type is set to "Relay discovery additional information" and the discovery model is set to "Model A".					

10.2.2 Relay TAI

The information element may be included in PROSE PC5 DISCOVERY message for relay discovery additional information as in table 10.2.1.11 to indicate the tracking area identity corresponding to the serving cell of the 5G ProSe layer-3 UE-to-network relay for discoveree UEs supporting N3IWF discovery procedure.

10.2.3 NCGI

The NCGI information element shall be included in:

- a) PROSE PC5 DISCOVERY message for UE-to-network relay discovery announcement as in table 10.2.1.8; or
- b) PROSE PC5 DISCOVERY message for UE-to-network relay discovery response as in table 10.2.1.10;

to indicate the NCGI of the serving cell if the UE acts as a 5G ProSe layer-2 UE-to-network relay UE.

When the UE acts as a 5G ProSe layer-3 UE-to-network relay UE, the UE may include the NCGI information element in PROSE PC5 DISCOVERY message for relay discovery additional information as in table 10.2.1.11 to indicate the NCGI of the serving cell.

10.2.4 Target user info

The target user info IE shall be included in PROSE PC5 DISCOVERY message for group member discovery solicitation in as in table 10.2.1.6 if the target information is provided by the upper layers to identify a specific group member of the application layer group identified by the configured application layer group ID.

10.2.5 Metadata

The Metadata information element may be included:

- a) to provide the application layer metadata information in the following messages:
 - 1) the PROSE PC5 DISCOVERY message for open 5G ProSe direct discovery announcement as in table 10.2.1.1;
 - 2) the PROSE PC5 DISCOVERY message for restricted 5G ProSe direct discovery announcement as in table 10.2.1.2; and

3) the PROSE PC5 DISCOVERY message for restricted 5G ProSe direct discovery response as in table 10.2.1.4; or

b) to provide the application layer discovery message in the following messages:

- 1) the PROSE PC5 DISCOVERY message for group member discovery announcement as in table 10.2.1.5; and
- 2) the PROSE PC5 DISCOVERY message for group member discovery response as in table 10.2.1.7.

NOTE 1: The format of the application layer metadata information and the application layer discovery message are out of scope of this specification.

NOTE 2: Possible impact on the performance of the 5G ProSe direct discovery procedure is to be considered if the resulted Metadata information element size is too big, e.g., longer delay and lower reliability.

10.2.6 RRC container

The RRC container information element shall be included in:

- a) PROSE PC5 DISCOVERY message for UE-to-network relay discovery announcement as in table 10.2.1.8; or
- b) PROSE PC5 DISCOVERY message for UE-to-network relay discovery response as in table 10.2.1.10;

to indicate the RRC container information if it is received from the lower layers and the UE acts as a 5G ProSe layer-2 UE-to-network relay UE.

10.2.7 Target discoveree info

The target discoveree info IE shall be included in PROSE PC5 DISCOVERY message for UE-to-network relay discovery solicitation as in table 10.2.1.9 if the target discoveree info is provided by the application layer.

10.3 PC5 signalling messages

10.3.1 ProSe direct link establishment request

10.3.1.1 Message definition

This message is sent by a UE to another peer UE to establish a direct link. See table 10.3.1.1.1.

Message type: PROSE DIRECT LINK ESTABLISHMENT REQUEST

Significance: dual

Direction: UE to peer UE

Table 10.3.1.1.1: PROSE DIRECT LINK ESTABLISHMENT REQUEST message content

IEI	Information Element	Type/Reference	Presence	Format	Length
	PROSE DIRECT LINK ESTABLISHMENT REQUEST message identity	ProSe PC5 signalling message type 11.3.1	M	V	1
	Sequence number	Sequence number 11.3.2	M	V	1
	Source user info	Application layer ID 11.3.4	M	LV	2-256
	UE security capabilities	UE security capabilities 11.3.11	M	LV	3-9
	UE PC5 unicast signalling security policy	UE PC5 unicast signalling security policy 11.3.12	M	V	1
4F	MIC	MIC 11.3.38	O	TV	5
7B	ProSe identifiers	ProSe identifier 11.3.3	O	TLV-E	21-65538
74	Key establishment information container	Key establishment information container 11.3.9	O	TLV-E	4-65538
56	Nonce_1	Nonce 11.3.10	O	TV	17
5C	MSB of $K_{\text{NRP-secs}}$ ID	MSB of $K_{\text{NRP-secs}}$ ID 11.3.13	O	TV	2
28	Target user info	Application layer ID 11.3.4	O	TLV	3-257
58	K_{NRP} ID	K_{NRP} ID 11.3.14	O	TV	5
54	Relay service code	Relay service code 11.3.26	O	TV	4
7D	UE identity	5GS mobile identity 11.3.30	O	TLV-E	4-n
64	User security key ID	User security key ID 11.3.32	O	TLV	3-n
2A	HPLMN ID	PLMN ID 11.3.33	O	TLV	5
2B	UTC-based counter LSB	UTC-based counter LSB 11.2.14	O	TV	2

10.3.1.2 Target user info

The UE shall include this IE if the target UE's application layer ID is received from upper layers or known based on the unicast layer-2 ID of target UE (i.e. destination layer-2 ID) as described in clause 5.8.2.4 of 3GPP TS 23.304 [3], or if the UE receives the user info ID of the 5G ProSe UE-to-network relay UE during the 5G ProSe UE-to-network relay discovery procedure.

10.3.1.3 Key establishment information container

The UE shall include this IE if the UE PC5 unicast signalling security policy is set to "Signalling integrity protection required" or "Signalling integrity protection preferred".

10.3.1.4 Nonce_1

The UE shall include this IE if the UE PC5 unicast signalling security policy is set to "Signalling integrity protection required" or "Signalling integrity protection preferred" and the 5G ProSe direct link is not for direct communication between the 5G ProSe remote UE and the 5G ProSe UE-to-network relay UE.

NOTE: When the 5G ProSe direct link establishment procedure is between the 5G ProSe remote UE and the 5G ProSe UE-to-network relay UE and the security procedure over user plane is used as specified in 3GPP TS 33.503 [34], the "Nonce_1" is called " K_{NRP} freshness parameter 1" as specified in 3GPP TS 33.503 [34].

10.3.1.5 MSB of K_{NRP} -sess ID

The UE shall include this IE if the UE PC5 unicast signalling security policy is set to "Signalling integrity protection required" or "Signalling integrity protection preferred".

10.3.1.6 K_{NRP} ID

The UE may include this IE if it has an existing K_{NRP} for the target UE.

10.3.1.7 Relay service code

The UE shall include this IE if the 5G ProSe direct link establishment procedure is for direct communication between the 5G ProSe remote UE and the 5G ProSe UE-to-network relay UE.

10.3.1.8 ProSe identifiers

The UE shall include this IE if the 5G ProSe direct link establishment procedure is not for 5G ProSe direct communication between the 5G ProSe remote UE and the 5G ProSe UE-to-network relay UE.

10.3.1.9 UE identity

The UE shall include this IE if the 5G ProSe direct link establishment procedure is for direct communication between the 5G ProSe remote UE and the 5G ProSe UE-to-network relay UE.

10.3.1.10 User security key ID

The UE shall include this IE if the 5G ProSe direct link establishment procedure is for direct communication between the 5G ProSe remote UE and the 5G ProSe UE-to-network relay UE, and:

- a) the security procedure over user plane for 5G ProSe UE-to-network relay is used as specified in 3GPP TS 33.503 [34] and the UE has a valid UP-PRUK; or
- b) the security procedure over control plane for 5G ProSe UE-to-network relay is used as specified in 3GPP TS 33.503 [34] and the UE has a valid CP-PRUK associated with the relay service code of the target UE.

10.3.1.11 HPLMN ID

The UE shall include this IE if the the UP-PRUK ID of the UE is included and is not in NAI format (see 3GPP TS 33.503 [34]).

10.3.1.12 UTC-based counter LSB

The UE shall include this IE if the 5G ProSe direct link establishment procedure is for direct communication between the 5G ProSe remote UE and the 5G ProSe UE-to-network relay UE.

10.3.1.13 MIC

The UE shall include this IE if the 5G ProSe direct link establishment procedure is for direct communication between the 5G ProSe remote UE and the 5G ProSe UE-to-network relay UE and the UE has the DUIK.

10.3.2 ProSe direct link establishment accept

10.3.2.1 Message definition

This message is sent by a UE to another peer UE to accept the received PROSE DIRECT LINK ESTABLISHMENT REQUEST message. See table 10.3.2.1.1.

Message type: PROSE DIRECT LINK ESTABLISHMENT ACCEPT

Significance: dual

Direction: UE to peer UE

Table 10.3.2.1.1: PROSE DIRECT LINK ESTABLISHMENT ACCEPT message content

IEI	Information Element	Type/Reference	Presence	Format	Length
	PROSE DIRECT LINK ESTABLISHMENT ACCEPT message identity	ProSe PC5 signalling message type 11.3.1	M	V	1
	Sequence number	Sequence number 11.3.2	M	V	1
	Source user info	Application layer ID 11.3.4	M	LV	2-256
	Configuration of UE PC5 unicast user plane security protection	Configuration of UE PC5 unicast user plane security protection 11.3.23	M	V	1
79	QoS flow descriptions	PC5 QoS flow descriptions 11.3.5	O	TLV-E	6-65538
7C	QoS rules	PC5 QoS rules 11.3.29	O	TLV-E	7-65538
62	IP address configuration	IP address configuration 11.3.6	O	TV	2
61	Target link local IPv6 address	Link local IPv6 address 11.3.7	O	TV	17

10.3.2.2 IP address configuration

The UE shall include this IE if IP communication is used.

10.3.2.3 Target link local IPv6 address

The UE shall include this IE if IP communication is used and the IP address configuration is set to "address allocation not supported".

10.3.2.4 QoS flow descriptions

The UE shall include this IE if:

- the 5G ProSe direct link establishment procedure is not for 5G ProSe direct communication between the 5G ProSe remote UE and the 5G ProSe UE-to-network relay UE; or
- the 5G ProSe direct link establishment procedure is for 5G ProSe direct communication between the 5G ProSe layer-3 remote UE and the 5G ProSe layer-3 UE-to-network relay UE.

10.3.2.5 QoS rules

The UE may include this IE to indicate the PC5 QoS rules for the established PC5 QoS flow(s).

10.3.3 ProSe direct link establishment reject

10.3.3.1 Message definition

This message is sent by the UE to another peer UE to indicate that the link establishment request is not accepted. See table 10.3.3.1.1.

Message type: PROSE DIRECT LINK ESTABLISHMENT REJECT

Significance: dual

Direction: UE to peer UE

Table 10.3.3.1.1: PROSE DIRECT LINK ESTABLISHMENT REJECT message content

IEI	Information Element	Type/Reference	Presence	Format	Length
	PROSE DIRECT LINK ESTABLISHMENT REJECT message identity	ProSe PC5 signalling message type 11.3.1	M	V	1
	Sequence number	Sequence number 11.3.2	M	V	1
	PC5 signalling protocol cause	PC5 signalling protocol cause 11.3.8	M	V	1
5E	Back-off value	GPRS timer 11.3.27	O	TV	2
70	EAP message	EAP message 11.3.31	O	TLV-E	7-1503

10.3.3.2 Back-off value

The UE may include this IE when it needs to indicate a back-off timer to another peer UE for congestion control purpose.

10.3.3.3 EAP message

The EAP message IE is included if received from the network according to the security procedure over control plane as specified in 3GPP TS 33.503 [34], when the direct communication is between the 5G ProSe remote UE and the 5G ProSe UE-to-network relay UE:

10.3.4 ProSe direct link release request

10.3.4.1 Message definition

This message is sent by the UE to another peer UE to initiate the direct link release procedure. See table 10.3.4.1.1.

Message type: PROSE DIRECT LINK RELEASE REQUEST

Significance: dual

Direction: UE to peer UE

Table 10.3.4.1.1: PROSE DIRECT LINK RELEASE REQUEST message content

IEI	Information Element	Type/Reference	Presence	Format	Length
	PROSE DIRECT LINK RELEASE REQUEST message identity	ProSe PC5 signalling message type 11.3.1	M	V	1
	Sequence number	Sequence number 11.3.2	M	V	1
	PC5 signalling protocol cause	PC5 signalling protocol cause 11.3.8	M	V	1
	MSBs of K _{NRP} ID	MSBs of K _{NRP} ID 11.3.16	M	V	2
5E	Back-off value	GPRS timer 11.3.27	O	TV	2

10.3.4.2 Back-off value

The UE may include this IE when it needs to indicate a back-off timer to another peer UE for congestion control purpose.

10.3.5 ProSe direct link release accept

10.3.5.1 Message definition

This message is sent by the UE to another peer UE to indicate that the link release request is accepted. See table 10.3.5.1.1.

Message type: PROSE DIRECT LINK RELEASE ACCEPT

Significance: dual

Direction: UE to peer UE

Table 10.3.5.1.1: PROSE DIRECT LINK RELEASE ACCEPT message content

IEI	Information Element	Type/Reference	Presence	Format	Length
	PROSE DIRECT LINK RELEASE ACCEPT message identity	ProSe PC5 signalling message type 11.3.1	M	V	1
	Sequence number	Sequence number 11.3.2	M	V	1
	LSBs of K _{NRP} ID	LSBs of K _{NRP} ID 11.3.17	M	V	2

10.3.6 ProSe direct link modification request

10.3.6.1 Message definition

This message is sent by the UE to another peer UE to initiate the direct link modification procedure. See table 10.3.6.1.1.

Message type: PROSE DIRECT LINK MODIFICATION REQUEST

Significance: dual

Direction: UE to peer UE

Table 10.3.6.1.1: PROSE DIRECT LINK MODIFICATION REQUEST message content

IEI	Information Element	Type/Reference	Presence	Format	Length
	PROSE DIRECT LINK MODIFICATION REQUEST message identity	ProSe PC5 signalling message type 11.3.1	M	V	1
	Sequence number	Sequence number 11.3.2	M	V	1
	Link modification operation code	Link modification operation code 11.3.19	M	V	1
	QoS flow descriptions	PC5 QoS flow descriptions 11.3.5	M	LV-E	5-65537
7C	QoS rules	PC5 QoS rules 11.3.29	O	TLV-E	7-65538

10.3.6.2 QoS rules

The UE may include this IE to indicate the PC5 QoS rules for the PC5 QoS flow(s) to be added or modified.

10.3.7 ProSe direct link modification accept

10.3.7.1 Message definition

This message is sent by the UE to another peer UE to indicate that the link modification request is accepted. See table 10.3.7.1.1.

Message type: PROSE DIRECT LINK MODIFICATION ACCEPT

Significance: dual

Direction: UE to peer UE

Table 10.3.7.1.1: PROSE DIRECT LINK MODIFICATION ACCEPT message content

IEI	Information Element	Type/Reference	Presence	Format	Length
	PROSE DIRECT LINK MODIFICATION ACCEPT message identity	ProSe PC5 signalling message type 11.3.1	M	V	1
	Sequence number	Sequence number 11.3.2	M	V	1
79	QoS flow descriptions	PC5 QoS flow descriptions 11.3.5	O	TLV-E	6-65538
7C	QoS rules	PC5 QoS rules 11.3.29	O	TLV-E	7-65538

10.3.7.2 QoS flow descriptions

The UE shall include this IE if the 5G ProSe direct link modification procedure is to:

- a) add new PC5 QoS flow(s) to the existing 5G ProSe direct link;
- b) modify PC5 QoS parameters of the existing PC5 QoS flow(s);
- c) associate new ProSe application(s) with existing PC5 QoS flow(s); or
- d) remove ProSe application(s) from existing PC5 QoS flow(s).

10.3.7.3 QoS rules

The UE may include this IE to indicate the PC5 QoS rules for the PC5 QoS flow(s) to be added or modified.

10.3.8 ProSe direct link keepalive request

10.3.8.1 Message definition

This message is sent by a UE to another peer UE when a 5G ProSe direct link keep-alive procedure is initiated. See table 10.3.8.1.1.

Message type: PROSE DIRECT LINK KEEPALIVE REQUEST

Significance: dual

Direction: UE to peer UE

Table 10.3.8.1.1: PROSE DIRECT LINK KEEPALIVE REQUEST message content

IEI	Information Element	Type/Reference	Presence	Format	Length
	PROSE DIRECT LINK KEEPALIVE REQUEST message identity	ProSe PC5 signalling message type 11.3.1.	M	V	1
	Sequence number	Sequence number 11.3.2	M	V	1
	Keep-alive counter	Keep-alive counter 11.3.20	M	V	4
5F	Maximum inactivity period	Maximum inactivity period 11.3.21	O	TV	5

10.3.8.2 Maximum inactivity period

The UE may include this IE to indicate its maximum inactivity period to the peer UE.

10.3.9 ProSe direct link keepalive response

10.3.9.1 Message definition

This message is sent by a UE to another peer UE to respond to a PROSE DIRECT LINK KEEPALIVE REQUEST message. See table 10.3.9.1.1.

Message type: PROSE DIRECT LINK KEEPALIVE RESPONSE

Significance: dual

Direction: UE to peer UE

Table 10.3.9.1.1: PROSE DIRECT LINK KEEPALIVE RESPONSE message content

IEI	Information Element	Type/Reference	Presence	Format	Length
	PROSE DIRECT LINK KEEPALIVE RESPONSE message identity	ProSe PC5 signalling message type 11.3.1.	M	V	1
	Sequence number	Sequence number 11.3.2	M	V	1
	Keep-alive counter	Keep-alive counter 11.3.20	M	V	4

10.3.10 ProSe direct link authentication request

10.3.10.1 Message definition

This message is sent by a UE to another peer UE when a 5G ProSe direct link authentication procedure is initiated. See table 10.3.10.1.1.

Message type: PROSE DIRECT LINK AUTHENTICATION REQUEST

Significance: dual

Direction: UE to peer UE

Table 10.3.10.1.1: PROSE DIRECT LINK AUTHENTICATION REQUEST message content

IEI	Information Element	Type/Reference	Presence	Format	Length
	PROSE DIRECT LINK AUTHENTICATION REQUEST message identity	ProSe PC5 signalling message type 11.3.1.	M	V	1
	Sequence number	Sequence number 11.3.2	M	V	1
	Key establishment information container	Key establishment information container 11.3.9	M	LV-E	3-65537

10.3.11 ProSe direct link authentication response

10.3.11.1 Message definition

This message is sent by a UE to another peer UE to respond to a PROSE DIRECT LINK AUTHENTICATION REQUEST message. See table 10.3.11.1.1.

Message type: PROSE DIRECT LINK AUTHENTICATION RESPONSE

Significance: dual

Direction: UE to peer UE

Table 10.3.11.1.1: PROSE DIRECT LINK AUTHENTICATION RESPONSE message content

IEI	Information Element	Type/Reference	Presence	Format	Length
	PROSE DIRECT LINK AUTHENTICATION RESPONSE message identity	ProSe PC5 signalling message type 11.3.1.	M	V	1
	Sequence number	Sequence number 11.3.2	M	V	1
	Key establishment information container	Key establishment information container 11.3.9	M	LV-E	3-65537

10.3.12 ProSe direct link authentication reject

10.3.12.1 Message definition

This message is sent by a UE to another peer UE to reject a PROSE DIRECT LINK AUTHENTICATION REQUEST message. See table 10.3.12.1.1.

Message type: PROSE DIRECT LINK AUTHENTICATION REJECT

Significance: dual

Direction: UE to peer UE

Table 10.3.12.1.1: PROSE DIRECT LINK AUTHENTICATION REJECT message content

IEI	Information Element	Type/Reference	Presence	Format	Length
	PROSE DIRECT LINK AUTHENTICATION REJECT message identity	ProSe PC5 signalling message type 11.3.1.	M	V	1
	Sequence number	Sequence number 11.3.2	M	V	1
	PC5 signalling protocol cause	PC5 signalling protocol cause 11.3.8	M	V	1

10.3.13 ProSe direct link security mode command

10.3.13.1 Message definition

This message is sent by a UE to another peer UE when a 5G ProSe direct link security mode control procedure is initiated. See table 10.3.13.1.1.

Message type: PROSE DIRECT LINK SECURITY MODE COMMAND

Significance: dual

Direction: UE to peer UE

Table 10.3.13.1.1: PROSE DIRECT LINK SECURITY MODE COMMAND message content

IEI	Information Element	Type/Reference	Presence	Format	Length
	PROSE DIRECT LINK SECURITY MODE COMMAND message identity	ProSe PC5 signalling message type 11.3.1.	M	V	1
	Sequence number	Sequence number 11.3.2	M	V	1
	Selected security algorithms	Selected security algorithms 11.3.22	M	V	1
	UE security capabilities	UE security capabilities 11.3.11	M	LV	3-9
59	UE PC5 unicast signalling security policy	UE PC5 unicast signalling security policy 11.3.12	O	TV	2
57	Nonce_2	Nonce 11.3.10	O	TV	17
5D	LSB of $K_{NRP-sess}$ ID	LSB of $K_{NRP-sess}$ ID 11.3.15	O	TV	2
74	Key establishment information container	Key establishment information container 11.3.9	O	TLV-E	4-65538
5A	MSBs of K_{NRP} ID	MSBs of K_{NRP} ID 11.3.16	O	TV	3
7A	GPI	GPI 11.3.35	O	TLV-E	n-65538
70	EAP message	EAP message 11.3.31	O	TLV-E	7-1503

10.3.13.2 Nonce_2

The UE shall include this IE if the selected integrity protection algorithms is not the null integrity protection algorithm.

NOTE: When the 5G ProSe direct link establishment procedure is between the 5G ProSe remote UE and the 5G ProSe UE-to-network relay UE and the security procedure over user plane is used as specified in 3GPP TS 33.503 [34], the "Nonce_2" is called " K_{NRP} freshness parameter 2" as specified in 3GPP TS 33.503 [34].

10.3.13.3 LSB of $K_{NRP-sess}$ ID

The UE shall include this IE if the selected integrity protection algorithms is not the null integrity protection algorithm.

10.3.13.4 Key establishment information container

The UE shall include this IE if the UE has derived a new K_{NRP} and the authentication method used to generate K_{NRP} requires sending information to complete the authentication procedure and the 5G ProSe direct link is not for direct communication between the 5G ProSe remote UE and the 5G ProSe UE-to-network relay UE.

10.3.13.5 MSBs of K_{NRP} ID

The UE shall include this IE if the UE has derived a new K_{NRP} .

10.3.13.6 UE PC5 unicast signalling security policy

The UE shall include this IE if the PROSE DIRECT LINK SECURITY MODE COMMAND message is triggered by the PROSE DIRECT LINK ESTABLISHMENT REQUEST message. The content of the IE is the same as the content of UE PC5 unicast signalling security policy IE in the received PROSE DIRECT LINK ESTABLISHMENT REQUEST message in order to provide protection against bidding down attacks.

10.3.13.7 GPI

The UE shall include this IE if received from the 5G PKMF according to the security procedure over user plane as specified in 3GPP TS 33.503 [34], when the direct communication is between the 5G ProSe remote UE and the 5G ProSe UE-to-network relay UE.

10.3.13.8 EAP message

The EAP message IE is included if received from the network according to the security procedure over control plane as specified in 3GPP TS 33.503 [34], when the direct communication is between the 5G ProSe remote UE and the 5G ProSe UE-to-network relay UE:

10.3.14 ProSe direct link security mode complete

10.3.14.1 Message definition

This message is sent by a UE to another peer UE to respond to a PROSE DIRECT LINK SECURITY MODE COMMAND message. See table 10.3.14.1.1.

Message type: PROSE DIRECT LINK SECURITY MODE COMPLETE

Significance: dual

Direction: UE to peer UE

Table 10.3.14.1.1: PROSE DIRECT LINK SECURITY MODE COMPLETE message content

IEI	Information Element	Type/Reference	Presence	Format	Length
	PROSE DIRECT LINK SECURITY MODE COMPLETE message identity	ProSe PC5 signalling message type 11.3.1.	M	V	1
	Sequence number	Sequence number 11.3.2	M	V	1
	UE PC5 unicast user plane security policy	UE PC5 unicast user plane security policy 11.3.23	M	V	1
79	QoS flow descriptions	PC5 QoS flow descriptions 11.3.5	O	TLV-E	6-65538
62	IP address configuration	IP address configuration 11.3.6	O	TV	2
61	Target link local IPv6 address	Link local IPv6 address 11.3.7	O	TV	17
5B	LSBs of K_{NRP} ID	LSBs of K_{NRP} ID 11.3.17	O	TV	3
7C	QoS rules	PC5 QoS rules 11.3.29	O	TLV-E	7-65538

10.3.14.2 IP address configuration

The UE shall include this IE if IP communication is used and the 5G ProSe direct link security mode control procedure was triggered during a 5G ProSe direct link establishment procedure.

10.3.14.3 Target link local IPv6 address

The UE shall include this IE if IP communication is used, the IP address configuration is set to "address allocation not supported" and the 5G ProSe direct link security mode control procedure was triggered during a 5G ProSe direct link establishment procedure.

10.3.14.4 LSBs of K_{NRP} ID

The UE shall include this IE if a new K_{NRP} was derived.

10.3.14.5 QoS rules

The UE may include this IE to indicate the PC5 QoS rules for the PC5 QoS flow(s) to be added.

10.3.14.6 QoS flow descriptions

The UE shall include this IE if:

- a) the 5G ProSe direct link security mode control procedure was triggered during a 5G ProSe direct link establishment procedure and is not for 5G ProSe direct communication between a 5G ProSe remote UE and a 5G ProSe UE-to-network relay UE.

The UE may include this IE if:

- a) the 5G ProSe direct link security mode control procedure was triggered during a 5G ProSe direct link establishment procedure and is for 5G ProSe direct communication between the 5G ProSe layer-3 remote UE and the 5G ProSe layer-3 UE-to-network relay UE.

10.3.15 ProSe direct link security mode reject

10.3.15.1 Message definition

This message is sent by a UE to another peer UE to reject a PROSE DIRECT LINK SECURITY MODE COMMAND message. See table 10.3.15.1.1.

Message type: PROSE DIRECT LINK SECURITY MODE REJECT

Significance: dual

Direction: UE to peer UE

Table 10.3.15.1.1: PROSE DIRECT LINK SECURITY MODE REJECT message content

IEI	Information Element	Type/Reference	Presence	Format	Length
	PROSE DIRECT LINK SECURITY MODE REJECT message identity	ProSe PC5 signalling message type 11.3.1.	M	V	1
	Sequence number	Sequence number 11.3.2	M	V	1
	PC5 signalling protocol cause	PC5 signalling protocol cause 11.3.8	M	V	1
2B	RAND	RAND 11.3.36	O	TV	17
2C	AUTS	AUTS 11.3.37	O	TV	15

10.3.15.2 RAND

The UE shall include this IE if there is a synchronisation error and the 5G ProSe direct link security mode control procedure is for direct communication between the 5G ProSe remote UE and the 5G ProSe UE-to-network relay UE.

10.3.15.3 AUTS

The UE shall include this IE if there is a synchronisation error and the 5G ProSe direct link security mode control procedure is for direct communication between the 5G ProSe remote UE and the 5G ProSe UE-to-network relay UE.

10.3.16 ProSe direct link rekeying request

10.3.16.1 Message definition

This message is sent by a UE to another peer UE when a 5G ProSe direct link re-keying procedure is initiated. See table 10.3.16.1.1.

Message type: PROSE DIRECT LINK REKEYING REQUEST

Significance: dual

Direction: UE to peer UE

Table 10.3.16.1.1: PROSE DIRECT LINK REKEYING REQUEST message content

IEI	Information Element	Type/Reference	Presence	Format	Length
	PROSE DIRECT LINK REKEYING REQUEST message identity	ProSe PC5 signalling message type 11.3.1.	M	V	1
	Sequence number	Sequence number 11.3.2	M	V	1
	UE security capabilities	UE security capabilities 11.3.11	M	LV	3-9
74	Key establishment information container	Key establishment information container 11.3.9	O	TLV-E	4-65538
56	Nonce_1	Nonce 11.3.10	O	TV	17
5C	MSB of $K_{NRP-sess}$ ID	MSB of $K_{NRP-sess}$ ID 11.3.13	O	TV	2
55	Re-authentication indication	Re-authentication indication 11.3.24	O	TV	2
64	User security key ID	User security key ID 11.3.32	O	TLV	3-n
2A	HPLMN ID	HPLMN ID 11.3.bb	O	TLV	5

10.3.16.2 Key establishment information container

The UE shall include this IE if the null integrity protection algorithm is not in use and the 5G ProSe direct link is not for direct communication between the 5G ProSe remote UE and the 5G ProSe UE-to-network relay UE.

10.3.16.3 Nonce_1

The UE shall include this IE if the null integrity protection algorithm is not in use.

NOTE 2: When the 5G ProSe direct link re-keying procedure is between the 5G ProSe remote UE and the 5G ProSe UE-to-network relay UE and the security procedure over user plane is used as specified in 3GPP TS 33.503 [34], the "Nonce_1" is called " K_{NRP} freshness parameter 1" as specified in 3GPP TS 33.503 [34].

10.3.16.4 MSB of K_{NR}P-sess ID

The UE shall include this IE if the null integrity protection algorithm is not in use.

10.3.16.5 Re-authentication indication

The UE shall include this IE if the UE wants to derive a new K_{NR}P.

10.3.16.6 User security key ID

The UE shall include this IE if the 5G ProSe direct link re-keying procedure is for direct communication between the 5G ProSe remote UE and the 5G ProSe UE-to-network relay UE, and:

- a) the security procedure over user plane as specified in 3GPP TS 33.503 [34] is used and the UE has a valid UP-PRUK; or
- b) the security procedure over control plane as specified in 3GPP TS 33.503 [34] is used and the UE has a valid CP-PRUK associated with the relay service code of the target UE.

10.3.16.7 HPLMN ID

The UE shall include this IE if the UP-PRUK ID is included and is not in NAI format (see 3GPP TS 33.503 [34]).

10.3.17 ProSe direct link rekeying response

10.3.17.1 Message definition

This message is sent by a UE to another peer UE to respond to a PROSE DIRECT LINK REKEYING REQUEST message. See table 10.3.17.1.1.

Message type: PROSE DIRECT LINK REKEYING RESPONSE

Significance: dual

Direction: UE to peer UE

Table 10.3.17.1.1: PROSE DIRECT LINK REKEYING RESPONSE message content

IEI	Information Element	Type/Reference	Presence	Format	Length
	PROSE DIRECT LINK REKEYING RESPONSE message identity	ProSe PC5 signalling message type 11.3.1.	M	V	1
	Sequence number	Sequence number 11.3.2	M	V	1

10.3.18 ProSe direct link identifier update request

10.3.18.1 Message definition

This message is sent by a UE to another peer UE to initiate the direct link identifier procedure. See table 10.3.18.1.1.

Message type: PROSE DIRECT LINK IDENTIFIER UPDATE REQUEST

Significance: dual

Direction: UE to peer UE

Table 10.3.18.1.1: PROSE DIRECT LINK IDENTIFIER UPDATE REQUEST message content

IEI	Information Element	Type/Reference	Presence	Format	Length
	PROSE DIRECT LINK IDENTIFIER UPDATE REQUEST message identity	ProSe PC5 signalling message type 11.3.1	M	V	1
	Sequence number	Sequence number 11.3.2	M	V	1
	MSB of K _{NRP-sess} ID	MSB of K _{NRP-sess} ID 11.3.13	M	V	1
	Source layer-2 ID	Layer-2 ID 11.3.25	M	V	3
27	Source user info	Application layer ID 11.3.4	O	TLV	3-257
60	Source link local IPv6 address	Link local IPv6 address 11.3.7	O	TV	17

10.3.18.2 Source user info

This IE is included when the initiating UE receives a new application layer ID.

10.3.18.3 Source link local IPv6 address

This IE is included when the link local IPv6 address changes at the initiating UE and the 5G ProSe direct link is not for 5G ProSe direct communication between 5G ProSe layer-2 remote UE and 5G ProSe layer-2 UE-to-network relay UE.

10.3.19 ProSe direct link identifier update accept

10.3.19.1 Message definition

This message is sent by the UE to another peer UE to indicate that the link identifier update request is accepted. See table 10.3.19.1.1.

Message type: PROSE DIRECT LINK IDENTIFIER UPDATE ACCEPT

Significance: dual

Direction: UE to peer UE

Table 10.3.19.1.1: PROSE DIRECT LINK IDENTIFIER UPDATE ACCEPT message content

IEI	Information Element	Type/Reference	Presence	Format	Length
	PROSE DIRECT LINK IDENTIFIER UPDATE ACCEPT message identity	ProSe PC5 signalling message type 11.3.1	M	V	1
	Sequence number	Sequence number 11.3.2	M	V	1
	LSB of $K_{NRP-secs}$ ID	LSB of $K_{NRP-secs}$ ID 11.3.15	M	V	1
	MSB of $K_{NRP-secs}$ ID	MSB of $K_{NRP-secs}$ ID 11.3.13	M	V	1
	Source layer-2 ID	Layer-2 ID 11.3.25	M	V	3
	Target layer-2 ID	Layer-2 ID 11.3.25	M	V	3
28	Target user info	Application layer ID 11.3.4	O	TLV	3-257
61	Target link local IPv6 address	Link local IPv6 address 11.3.7	O	TV	17
27	Source user info	Application layer ID 11.3.4	O	TLV	3-257
60	Source link local IPv6 address	Link local IPv6 address 11.3.7	O	TV	17

10.3.19.2 Target user info

This IE is included if the target UE receives the Source user info IE in the PROSE DIRECT LINK IDENTIFIER UPDATE REQUEST message.

10.3.19.3 Target link local IPv6 address

This IE is included if the target UE receives the Source link local IPv6 address IE in the PROSE DIRECT LINK IDENTIFIER UPDATE REQUEST message.

10.3.19.4 Source user info

This IE is included when the application layer ID changes at the target UE and the target UE receives a new application layer ID from the upper layers.

10.3.19.5 Source link local IPv6 address

This IE is included when the link local IPv6 address changes at the target UE and the target UE receives a new Link local IPv6 address from the upper layers and the 5G ProSe direct link is not for 5G ProSe direct communication between 5G ProSe layer-2 remote UE and 5G ProSe layer-2 UE-to-network relay UE.

10.3.20 ProSe direct link identifier update ack

10.3.20.1 Message definition

This message is sent by the initiating UE to target UE to indicate that the initiating UE has received target UE's accept message. See table 10.3.20.1.1.

Message type: PROSE DIRECT LINK IDENTIFIER UPDATE ACK

Significance: dual

Direction: UE to peer UE

Table 10.3.20.1.1: PROSE DIRECT LINK IDENTIFIER UPDATE ACK message content

IEI	Information Element	Type/Reference	Presence	Format	Length
	PROSE DIRECT LINK IDENTIFIER UPDATE ACK message identity	ProSe PC5 signalling message type 11.3.1	M	V	1
	Sequence number	Sequence number 11.3.2	M	V	1
	LSB of KNRP- <i>sess</i> ID	LSB of KNRP- <i>sess</i> ID 11.3.15	M	V	1
	Target layer-2 ID	Layer-2 ID 11.3.25	M	V	3
28	Target user info	Application layer ID 11.3.4	O	TLV	3-257
61	Target link local IPv6 address	Link local IPv6 address 11.3.7	O	TV	17

10.3.20.2 Target user info

This IE is included when the initiating UE receives the Source user info IE in the PROSE DIRECT LINK IDENTIFIER UPDATE ACCEPT message.

10.3.20.3 Target link local IPv6 address

This IE is included when the initiating UE receives the Source link local IPv6 address IE in the PROSE DIRECT LINK IDENTIFIER UPDATE ACCEPT message.

10.3.21 ProSe direct link identifier update reject

10.3.21.1 Message definition

This message is sent by the target UE to initiating UE to indicate that the link identifier update request is not accepted. See table 10.3.21.1.1.

Message type: PROSE DIRECT LINK IDENTIFIER UPDATE REJECT

Significance: dual

Direction: UE to peer UE

Table 10.3.21.1.1: PROSE DIRECT LINK IDENTIFIER UPDATE REJECT message content

IEI	Information Element	Type/Reference	Presence	Format	Length
	PROSE DIRECT LINK IDENTIFIER UPDATE REJECT message identity	ProSe PC5 signalling message type 11.3.1	M	V	1
	Sequence number	Sequence number 11.3.2	M	V	1
	PC5 signalling protocol cause	PC5 signalling protocol cause 11.3.8	M	V	1

10.3.22 ProSe direct link modification reject

10.3.22.1 Message definition

This message is sent by the UE to another peer UE to indicate that the link modification request is not accepted. See table 10.3.22.1.1.

Message type: PROSE DIRECT LINK MODIFICATION REJECT

Significance: dual

Direction: UE to peer UE

Table 10.3.22.1.1: PROSE DIRECT LINK MODIFICATION REJECT message content

IEI	Information Element	Type/Reference	Presence	Format	Length
	PROSE DIRECT LINK MODIFICATION REJECT message identity	ProSe PC5 signalling message type 11.3.1	M	V	1
	Sequence number	Sequence number 11.3.2	M	V	1
	PC5 signalling protocol cause	PC5 signalling protocol cause 11.3.8	M	V	1

10.3.23 ProSe direct link authentication failure

10.3.23.1 Message definition

This message is sent by a UE to another peer UE to reject a PROSE DIRECT LINK AUTHENTICATION RESPONSE message. See table 10.3.23.1.1.

Message type: PROSE DIRECT LINK AUTHENTICATION FAILURE

Significance: dual

Direction: UE to peer UE

Table 10.3.23.1.1: PROSE DIRECT LINK AUTHENTICATION FAILURE message content

IEI	Information Element	Type/Reference	Presence	Format	Length
	PROSE DIRECT LINK AUTHENTICATION FAILURE message identity	ProSe PC5 signalling message type 11.3.1.	M	V	1
	Sequence number	Sequence number 11.3.2	M	V	1
74	Key establishment information container	Key establishment information container 11.3.9	O	TLV-E	4-65538

10.3.23.2 Key establishment information container

The UE shall include this IE if it is provided by upper layers.

10.3.24 ProSe additional parameters announcement request

10.3.24.1 Message definition

This message is sent by the 5G ProSe layer-3 remote UE to 5G ProSe layer-3 UE-to-network relay UE to initiate the ProSe additional parameters announcement request procedure. See table 10.3.24.1.1.

Message type: PROSE ADDITIONAL PARAMETERS ANNOUNCEMENT REQUEST

Significance: dual

Direction: UE to peer UE

Table 10.3.24.1.1: PROSE ADDITIONAL PARAMETERS ANNOUNCEMENT REQUEST content

IEI	Information Element	Type/Reference	Presence	Format	Length
	PROSE ADDITIONAL PARAMETERS ANNOUNCEMENT REQUEST identity	ProSe PC5 signalling message type 11.3.1	M	V	1
	Sequence Number	Sequence Number 11.3.2	M	V	1

10.3.25 ProSe additional parameters announcement response

10.3.25.1 Message definition

This message is sent by the 5G ProSe layer-3 UE-to-network relay UE to the 5G ProSe layer-3 remote UE to acknowledge and respond to the ProSe additional parameters announcement request. See table 10.3.25.1.1.

Message type: PROSE ADDITIONAL PARAMETERS ANNOUNCEMENT RESPONSE

Significance: dual

Direction: UE to peer UE

Table 10.3.25.1.1: PROSE ADDITIONAL PARAMETERS ANNOUNCEMENT RESPONSE content

IEI	Information Element	Type/Reference	Presence	Format	Length
	PROSE ADDITIONAL PARAMETERS ANNOUNCEMENT RESPONSE identity	ProSe PC5 signalling message type 11.3.1	M	V	1
	Sequence Number	Sequence number 11.3.2	M	V	1
	Additional parameters announcement request refresh timer T5106	Binary 11.3.28	M	V	2

10.3.26 ProSe AA message transport request

10.3.26.1 Message definition

This message is sent by the 5G ProSe layer-3 UE-to-network relay UE to the 5G ProSe layer-3 remote UE to forward the EAP message. See table 10.3.26.1.1.

Message type: PROSE AA MESSAGE TRANSPORT REQUEST

Significance: dual

Direction: UE to peer UE

Table 10.3.26.1.1: PROSE AA MESSAGE TRANSPORT REQUEST content

IEI	Information Element	Type/Reference	Presence	Format	Length
	PROSE AA MESSAGE TRANSPORT REQUEST identity	ProSe PC5 signalling message type 11.3.1	M	V	1
	Sequence Number	Sequence number 11.3.2	M	V	1
70	EAP message	EAP message 11.3.31	O	TLV-E	7-1503

10.3.26.2 EAP message

The EAP message IE is included if the PROSE AA MESSAGE TRANSPORT REQUEST message is used in an EAP based authentication procedure.

10.3.27 ProSe AA message transport response

10.3.27.1 Message definition

This message is sent by the 5G ProSe layer-3 remote UE to the 5G ProSe layer-3 UE-to-network relay UE to forward the EAP message. See table 10.3.27.1.1.

Message type: PROSE AA MESSAGE TRANSPORT RESPONSE

Significance: dual

Direction: UE to peer UE

Table 10.3.27.1.1: PROSE AA MESSAGE TRANSPORT RESPONSE content

IEI	Information Element	Type/Reference	Presence	Format	Length
	PROSE AA MESSAGE TRANSPORT RESPONSE identity	ProSe PC5 signalling message type 11.3.1	M	V	1
	Sequence Number	Sequence number 11.3.2	M	V	1
70	EAP message	EAP message 11.3.31	O	TLV-E	7-1503

10.3.27.2 EAP message

The EAP message IE is included if the PROSE AA MESSAGE TRANSPORT RESPONSE message is used in an EAP based authentication procedure.

10.4 Provisioning of 5G ProSe configuration information signalling messages

10.4.1 UE policy provisioning request

The UE POLICY PROVISIONING REQUEST message is sent by the UE to the PCF to request the PCF to manage ProSeP, see 3GPP TS 24.587 [18] clause 7.2.1 for the message definition.

10.4.2 UE policy provisioning reject

The UE POLICY PROVISIONING REJECT message is sent by the PCF to the UE to report that the PCF rejects the request to manage ProSeP, see 3GPP TS 24.587 [18] clause 7.2.2 for the message definition.

10.5 5G ProSe discovery and security messages over PC3a

10.5.1 General

This clause defines the XML schema and MIME type related to 5G ProSe direct discovery messages.

10.5.2 application/vnd.3gpp-prose-pc3a+xml

The MIME type is used to carry information related to the 5G ProSe discovery operation. It shall be coded as an XML document containing one of the following 5G ProSe discovery messages:

- a) DISCOVERY_REQUEST;
- b) DISCOVERY_RESPONSE;
- c) MATCH_REPORT;
- d) MATCH_REPORT_ACK;
- e) DISCOVERY_UPDATE_REQUEST;
- f) DISCOVERY_UPDATE_RESPONSE;
- g) ANNOUNCING_ALERT_REQUEST;
- h) ANNOUNCING_ALERT_RESPONSE;
- i) PROSE_5GPKMF_ADDRESS_REQUEST;
- j) PROSE_5GPKMF_ADDRESS_RESPONSE;
- k) PROSE_SECURITY_MATERIAL_REQUEST; or
- l) PROSE_SECURITY_MATERIAL_RESPONSE

Each of those messages is presented in the XML document as an XML element named after the corresponding message.

10.5.3 XML schema

Implementations in compliance with the present document shall implement the XML schema defined below for messages used in 5G ProSe direct discovery procedures over PC3a interface.

```
<?xml version="1.0" encoding="UTF-8"?>
<xs:schema xmlns:xs="http://www.w3.org/2001/XMLSchema"
  xmlns="urn:3GPP:ns:5GProSe:Discovery:2021"
  elementFormDefault="qualified"
  targetNamespace="urn:3GPP:ns:5GProSe:Discovery:2021">
  <xs:annotation>
    <xs:documentation>
      Info for 5G ProSe Discovery Control Messages Syntax
    </xs:documentation>
  </xs:annotation>

  <!-- Complex types defined for parameters with complicated structure -->

  <xs:complexType name="AppID-info">
    <xs:sequence>
      <xs:element name="OS-ID">
        <xs:simpleType>
          <xs:restriction base="xs:hexBinary">
            <xs:length value="16"/>
          </xs:restriction>
        </xs:simpleType>
      </xs:element>
      <xs:element name="OS-App-ID" type="xs:string"/>
      <xs:any namespace="##any" processContents="lax" minOccurs="0" maxOccurs="unbounded"/>
    </xs:sequence>
    <xs:anyAttribute namespace="##any" processContents="lax"/>
  </xs:complexType>

  <xs:complexType name="PLMN-info">
    <xs:sequence>
      <xs:element name="mcc" type="xs:integer"/>
      <xs:element name="mnc" type="xs:integer"/>
      <xs:any namespace="##any" processContents="lax" minOccurs="0" maxOccurs="unbounded"/>
    </xs:sequence>
    <xs:anyAttribute namespace="##any" processContents="lax"/>
  </xs:complexType>
</xs:schema>
```



```

</xs:complexType>

<xs:complexType name="PLMN-list-type">
  <xs:sequence>
    <xs:element name="PLMN" type="PLMN-info" maxOccurs="unbounded" />
    <xs:element name="anyExt" type="anyExtType" minOccurs="0" />
    <xs:any namespace="##other" processContents="lax" minOccurs="0" maxOccurs="unbounded" />
  </xs:sequence>
  <xs:anyAttribute namespace="##any" processContents="lax" />
</xs:complexType>

<xs:complexType name="DiscFilter-info">
  <xs:sequence>
    <xs:element name="ProSe-Application-Code" type="xs:hexBinary" />
    <xs:element name="ProSe-Application-Mask" type="xs:hexBinary" maxOccurs="unbounded" />
    <xs:element name="TTL-timer-T5064" type="xs:integer" />
    <xs:any namespace="##any" processContents="lax" minOccurs="0" maxOccurs="unbounded" />
  </xs:sequence>
  <xs:anyAttribute namespace="##any" processContents="lax" />
</xs:complexType>

<xs:complexType name="MatchingFilter-info">
  <xs:sequence>
    <xs:element name="Code" type="xs:hexBinary" />
    <xs:element name="Mask" type="xs:hexBinary" maxOccurs="unbounded" />
    <xs:element name="anyExt" type="anyExtType" minOccurs="0" />
    <xs:any namespace="##other" processContents="lax" minOccurs="0" maxOccurs="unbounded" />
  </xs:sequence>
  <xs:anyAttribute namespace="##any" processContents="lax" />
</xs:complexType>

<xs:complexType name="DUCK-info">
  <xs:sequence>
    <xs:element name="discovery-user-confidentiality-key" type="xs:hexBinary" />
    <xs:element name="encrypted-bitmask" type="xs:hexBinary" />
  </xs:sequence>
  <xs:anyAttribute namespace="##any" processContents="lax" />
</xs:complexType>

<xs:complexType name="RestrictedDiscFilter-info">
  <xs:sequence>
    <xs:element name="filter" type="MatchingFilter-info" maxOccurs="unbounded" />
    <xs:element name="TTL-timer-T5066" type="xs:integer" />
    <xs:element name="RPAUID" type="xs:string" minOccurs="0" />
    <xs:element name="metadata-indicator" type="xs:integer" minOccurs="0" />
    <xs:element name="metadata" type="xs:string" minOccurs="0" />
    <xs:element name="anyExt" type="anyExtType" minOccurs="0" />
    <xs:any namespace="##other" processContents="lax" minOccurs="0" maxOccurs="unbounded" />
  </xs:sequence>
  <xs:anyAttribute namespace="##any" processContents="lax" />
</xs:complexType>

<xs:complexType name="RestrictedCodeSuffixRange-info">
  <xs:sequence>
    <xs:element name="beginning-suffix-code" type="xs:hexBinary" />
    <xs:element name="ending-suffix-code" type="xs:hexBinary" minOccurs="0" />
    <xs:element name="anyExt" type="anyExtType" minOccurs="0" />
    <xs:any namespace="##other" processContents="lax" minOccurs="0" maxOccurs="unbounded" />
  </xs:sequence>
  <xs:anyAttribute namespace="##any" processContents="lax" />
</xs:complexType>

<xs:complexType name="RestrictedMonitoringUpdate-info">
  <xs:sequence>
    <xs:element name="updated-filter" type="RestrictedDiscFilter-info" maxOccurs="unbounded" />
    <xs:element name="anyExt" type="anyExtType" minOccurs="0" />
    <xs:any namespace="##other" processContents="lax" minOccurs="0" maxOccurs="unbounded" />
  </xs:sequence>
  <xs:anyAttribute namespace="##any" processContents="lax" />
</xs:complexType>

<xs:complexType name="RestrictedAnnouncingUpdate-info">
  <xs:sequence>
    <xs:element name="ProSe-Restricted-Code" type="xs:hexBinary" />
    <xs:element name="validity-timer-T5062" type="xs:integer" />
  </xs:sequence>

```

```

    <xs:any namespace="##any" processContents="lax" minOccurs="0" maxOccurs="unbounded" />
  </xs:sequence>
  <xs:anyAttribute namespace="##any" processContents="lax" />
</xs:complexType>

<xs:complexType name="MonitoringUpdate-info">
  <xs:sequence>
    <xs:element name="updated-filter" type="DiscFilter-info" maxOccurs="unbounded" />
    <xs:element name="anyExt" type="anyExtType" minOccurs="0" />
    <xs:any namespace="##other" processContents="lax" minOccurs="0" maxOccurs="unbounded" />
  </xs:sequence>
  <xs:anyAttribute namespace="##any" processContents="lax" />
</xs:complexType>

<xs:complexType name="AnnouncingUpdate-info">
  <xs:sequence>
    <xs:element name="ProSe-Application-Code" type="xs:hexBinary" />
    <xs:element name="validity-timer-T5060" type="xs:integer" />
    <xs:any namespace="##any" processContents="lax" minOccurs="0" maxOccurs="unbounded" />
  </xs:sequence>
  <xs:anyAttribute namespace="##any" processContents="lax" />
</xs:complexType>

<xs:complexType name="Update-Option-info">
  <xs:choice>
    <xs:element name="update-info-restricted-announce" type="RestrictedAnnouncingUpdate-info" />
    <xs:element name="update-info-restricted-monitor" type="RestrictedMonitoringUpdate-info" />
    <xs:element name="update-info-open-annnounce" type="AnnouncingUpdate-info" />
    <xs:element name="update-info-open-monitor" type="MonitoringUpdate-info" />
    <xs:element name="anyExt" type="anyExtType" />
    <xs:any namespace="##other" processContents="lax" />
  </xs:choice>
</xs:complexType>

<xs:complexType name="Restricted-Code-Option-info">
  <xs:choice>
    <xs:element name="ProSe-Restricted-Code" type="xs:hexBinary" />
    <xs:element name="ProSe-Response-Code" type="xs:hexBinary" />
    <xs:element name="anyExt" type="anyExtType" />
    <xs:any namespace="##other" processContents="lax" />
  </xs:choice>
</xs:complexType>

<xs:complexType name="Subquery-info">
  <xs:sequence>
    <xs:element name="ProSe-Rquery-Code" type="xs:hexBinary" />
    <xs:element name="response-filter" type="MatchingFilter-info" maxOccurs="unbounded" />
    <xs:element name="validity-timer-T5070" type="xs:integer" />
    <xs:element name="code-sending-security-parameter" type="Restricted-Security-info" />
    <xs:element name="code-receiving-security-parameter" type="Restricted-Security-info"
minOccurs="0" />
    <xs:element name="RPAUID" type="xs:string" minOccurs="0" />
    <xs:element name="metadata" type="xs:string" minOccurs="0" />
    <xs:element name="anyExt" type="anyExtType" minOccurs="0" />
    <xs:any namespace="##other" processContents="lax" minOccurs="0" maxOccurs="unbounded" />
  </xs:sequence>
  <xs:anyAttribute namespace="##any" processContents="lax" />
</xs:complexType>

<xs:complexType name="Restricted-Security-info">
  <xs:sequence>
    <xs:element name="DUSK" type="xs:hexBinary" minOccurs="0" />
    <xs:element name="DUIK" type="xs:hexBinary" minOccurs="0" />
    <xs:element name="DUCK" type="DUCK-info" minOccurs="0" />
    <xs:element name="MIC-check-indicator" type="xs:boolean" minOccurs="0" />
    <xs:element name="anyExt" type="anyExtType" minOccurs="0" />
    <xs:any namespace="##other" processContents="lax" minOccurs="0" maxOccurs="unbounded" />
  </xs:sequence>
  <xs:anyAttribute namespace="##any" processContents="lax" />
</xs:complexType>

<xs:complexType name="ApplicationCodeSuffixRange-info">
  <xs:sequence>
    <xs:element name="beginning-suffix-code" type="xs:hexBinary" />
    <xs:element name="ending-suffix-code" type="xs:hexBinary" minOccurs="0" />
    <xs:element name="anyExt" type="anyExtType" minOccurs="0" />
  </xs:sequence>
</xs:complexType>

```

```

    <xs:any namespace="##other" processContents="lax" minOccurs="0" maxOccurs="unbounded" />
  </xs:sequence>
  <xs:anyAttribute namespace="##any" processContents="lax" />
</xs:complexType>

<xs:complexType name="ProSeApplicationCodeACE-info">
  <xs:sequence>
    <xs:element name=" ProSe-Application-Code-Prefix" type="xs:hexBinary" />
    <xs:element name=" ProSe-Application-Code-Suffix-Range" type="ApplicationCodeSuffixRange-
info" maxOccurs="unbounded" />
    <xs:element name="anyExt" type="anyExtType" minOccurs="0" />
    <xs:any namespace="##other" processContents="lax" minOccurs="0" maxOccurs="unbounded" />
  </xs:sequence>
  <xs:anyAttribute namespace="##any" processContents="lax" />
</xs:complexType>

<xs:complexType name="PC5-Security-Policies-info">
  <xs:sequence>
    <xs:element name="signalling-integrity-protection-policy" type="xs:integer" />
    <xs:element name="signalling-ciphering-policy" type="xs:integer" />
    <xs:element name="user-plane-integrity-protection-policy" type="xs:integer" />
    <xs:element name="user-plane-ciphering-policy" type="xs:integer" />
    <xs:any namespace="##any" processContents="lax" minOccurs="0" maxOccurs="unbounded" />
  </xs:sequence>
  <xs:anyAttribute namespace="##any" processContents="lax" />
</xs:complexType>

<xs:complexType name="requested-for-type">
  <xs:sequence>
    <xs:element name="remote-UE" type="empty-type" minOccurs="0" />
    <xs:element name="UNR" type="empty-type" minOccurs="0" />
    <xs:element name="anyExt" type="anyExtType" minOccurs="0" />
    <xs:any namespace="##other" processContents="lax" minOccurs="0" maxOccurs="unbounded" />
  </xs:sequence>
  <xs:anyAttribute namespace="##any" processContents="lax" />
</xs:complexType>

<xs:complexType name="PC5-security-policies-type">
  <xs:sequence>
    <xs:element name="signalling-ciphering-policy" type="xs:integer" />
    <xs:element name="user-plane-integrity-protection-policy" type="xs:integer" />
    <xs:element name="user-plane-ciphering-policy" type="xs:integer" />
    <xs:element name="anyExt" type="anyExtType" minOccurs="0" />
    <xs:any namespace="##other" processContents="lax" minOccurs="0" maxOccurs="unbounded" />
  </xs:sequence>
  <xs:anyAttribute namespace="##any" processContents="lax" />
</xs:complexType>

<xs:complexType name="security-parameters-for-remote-UE-type">
  <xs:sequence>
    <xs:element name="expiration-timer" type="xs:integer" />
    <xs:element name="code-receiving-security-parameters-for-model-A" type="code-sending-or-
receiving-security-parameters-type" minOccurs="0" />
    <xs:element name="code-receiving-security-parameters-for-model-B" type="code-sending-or-
receiving-security-parameters-type" minOccurs="0" />
    <xs:element name="code-sending-security-parameters-for-model-B" type="code-sending-or-
receiving-security-parameters-type" minOccurs="0" />
    <xs:element name="selected-PC5-ciphering-algorithm" type="xs:integer" />
    <xs:element name="PLMN-ID" type="PLMN-info" />
    <xs:element name="anyExt" type="anyExtType" minOccurs="0" />
    <xs:any namespace="##other" processContents="lax" minOccurs="0" maxOccurs="unbounded" />
  </xs:sequence>
  <xs:anyAttribute namespace="##any" processContents="lax" />
</xs:complexType>

<xs:complexType name="security-parameters-for-UNR-type">
  <xs:sequence>
    <xs:element name="expiration-timer" type="xs:integer" />
    <xs:element name="code-sending-security-parameters-for-model-A" type="code-sending-or-
receiving-security-parameters-type" minOccurs="0" />
    <xs:element name="code-receiving-security-parameters-for-model-B" type="code-sending-or-
receiving-security-parameters-type" minOccurs="0" />
    <xs:element name="code-sending-security-parameters-for-model-B" type="code-sending-or-
receiving-security-parameters-type" minOccurs="0" />
    <xs:element name="selected-PC5-ciphering-algorithm" type="xs:integer" />
    <xs:element name="anyExt" type="anyExtType" minOccurs="0" />
    <xs:any namespace="##other" processContents="lax" minOccurs="0" maxOccurs="unbounded" />
  </xs:sequence>

```

```

    <xs:anyAttribute namespace="##any" processContents="lax"/>
  </xs:complexType>

  <xs:complexType name="code-sending-or-receiving-security-parameters-type">
    <xs:sequence>
      <xs:element name="DUSK" type="xs:hexBinary" minOccurs="0" />
      <xs:element name="DUIK" type="xs:hexBinary" minOccurs="0" />
      <xs:element name="DUCK" type="DUCK-type" minOccurs="0" />
      <xs:element name="anyExt" type="anyExtType" minOccurs="0"/>
      <xs:any namespace="##other" processContents="lax" minOccurs="0" maxOccurs="unbounded"/>
    </xs:sequence>
    <xs:anyAttribute namespace="##any" processContents="lax"/>
  </xs:complexType>

  <xs:complexType name="DUCK-type">
    <xs:sequence>
      <xs:element name="discovery-user-confidentiality-key" type="xs:hexBinary"/>
      <xs:element name="encrypted-bitmask" type="xs:hexBinary"/>
      <xs:element name="anyExt" type="anyExtType" minOccurs="0"/>
      <xs:any namespace="##other" processContents="lax" minOccurs="0" maxOccurs="unbounded"/>
    </xs:sequence>
    <xs:anyAttribute namespace="##any" processContents="lax"/>
  </xs:complexType>

  <!-- Complex types defined for transaction-level -->

  <xs:complexType name="AnnounceRsp-info">
    <xs:sequence>
      <xs:element name="transaction-ID" type="xs:integer"/>
      <xs:element name="ProSe-Application-Code" type="xs:hexBinary" minOccurs="0"
maxOccurs="unbounded"/>
      <xs:element name="ProSe-Application-Code-ACE" type="ProSeApplicationCodeACE-info"
minOccurs="0"/>
      <xs:element name="validity-timer-T5060" type="xs:integer" minOccurs="0" />
      <xs:element name="discovery-key" type="xs:hexBinary" minOccurs="0" />
      <xs:element name="discovery-entry-ID" type="xs:integer" minOccurs="0" />
      <xs:element name="ACE-enabled-indicator" type="xs:integer" minOccurs="0"/>
      <xs:element name="anyExt" type="anyExtType" minOccurs="0"/>
      <xs:any namespace="##other" processContents="lax" minOccurs="0" maxOccurs="unbounded"/>
    </xs:sequence>
    <xs:anyAttribute namespace="##any" processContents="lax"/>
  </xs:complexType>

  <xs:complexType name="MonitorRsp-info">
    <xs:sequence>
      <xs:element name="transaction-ID" type="xs:integer"/>
      <xs:element name="discovery-filter" type="DiscFilter-info" minOccurs="0"
maxOccurs="unbounded"/>
      <xs:element name="discovery-entry-ID" type="xs:integer" minOccurs="0" />
      <xs:element name="ACE-enabled-indicator" type="xs:integer" minOccurs="0"/>
      <xs:element name="anyExt" type="anyExtType" minOccurs="0"/>
      <xs:any namespace="##other" processContents="lax" minOccurs="0" maxOccurs="unbounded"/>
    </xs:sequence>
    <xs:anyAttribute namespace="##any" processContents="lax"/>
  </xs:complexType>

  <xs:complexType name="DiscReq-info">
    <xs:sequence>
      <xs:element name="transaction-ID" type="xs:integer"/>
      <xs:element name="command" type="xs:integer"/>
      <xs:element name="ProSe-Application-ID" type="xs:string"/>
      <xs:element name="application-identity" type="AppID-info"/>
      <xs:element name="discovery-entry-ID" type="xs:integer" minOccurs="0" />
      <xs:element name="Requested-Timer" type="xs:integer" minOccurs="0" />
      <xs:element name="metadata" type="xs:string" minOccurs="0"/>
      <xs:element name="Announcing-PLMN-ID" type="PLMN-info" minOccurs="0" />
      <xs:element name="ACE-enabled-indicator" type="xs:integer" minOccurs="0"/>
      <xs:element name="anyExt" type="anyExtType" minOccurs="0"/>
      <xs:any namespace="##other" processContents="lax" minOccurs="0" maxOccurs="unbounded"/>
    </xs:sequence>
    <xs:anyAttribute namespace="##any" processContents="lax"/>
  </xs:complexType>

  <xs:complexType name="RestrictedDiscReq-info">
    <xs:sequence>
      <xs:element name="transaction-ID" type="xs:integer"/>

```

```

<xs:element name="command" type="xs:integer"/>
<xs:element name="RPAUID" type="xs:string"/>
<xs:element name="application-identity" type="AppID-info"/>
<xs:element name="discovery-type" type="xs:integer"/>
<xs:element name="PC5-UE-ciphering-algorithm-capability" type="xs:integer"/>
<xs:element name="ACE-enabled-indicator" type="xs:integer" minOccurs="0"/>
<xs:element name="announcing-type" type="xs:integer" minOccurs="0"/>
<xs:element name="application-level-container" type="xs:hexBinary" minOccurs="0"/>
<xs:element name="discovery-model" type="xs:integer" minOccurs="0"/>
<xs:element name="Announcing-PLMN-ID" type="PLMN-info" minOccurs="0" />
<xs:element name="discovery-entry-ID" type="xs:integer"/>
<xs:element name="Requested-Timer" type="xs:integer" minOccurs="0" />
<xs:element name="anyExt" type="anyExtType" minOccurs="0"/>
<xs:any namespace="##other" processContents="lax" minOccurs="0" maxOccurs="unbounded"/>
</xs:sequence>
<xs:anyAttribute namespace="##any" processContents="lax"/>
</xs:complexType>

<xs:complexType name="RestrictedAnnounceRsp-info">
  <xs:sequence>
    <xs:element name="transaction-ID" type="xs:integer"/>
    <xs:element name="ProSe-Restricted-Code" type="xs:hexBinary" minOccurs="0"/>
    <xs:element name="ProSe-Restricted-Code-Suffix-Range" type="RestrictedCodeSuffixRange-info"
minOccurs="0"/>
    <xs:element name="validity-timer-T5062" type="xs:integer" minOccurs="0"/>
    <xs:element name="ACE-enabled-indicator" type="xs:integer" minOccurs="0" />
    <xs:element name="code-sending-security-parameter" type="Restricted-Security-info" />
    <xs:element name="selected-PC5-ciphering-algorithm" type="xs:integer"/>
    <xs:element name="on-demand-announcing-enabled-indicator" type="xs:boolean" minOccurs="0" />
    <xs:element name="discovery-entry-ID" type="xs:integer"/>
    <xs:element name="PC5-security-policies" type="xs:PC5-Security-Policies-info" minOccurs="0" />
    <xs:element name="anyExt" type="anyExtType" minOccurs="0"/>
    <xs:any namespace="##other" processContents="lax" minOccurs="0" maxOccurs="unbounded"/>
  </xs:sequence>
  <xs:anyAttribute namespace="##any" processContents="lax"/>
</xs:complexType>

<xs:complexType name="RestrictedMonitorRsp-info">
  <xs:sequence>
    <xs:element name="transaction-ID" type="xs:integer"/>
    <xs:element name="restricted-discovery-filter" type="RestrictedDiscFilter-info" minOccurs="0"
maxOccurs="unbounded"/>
    <xs:element name="ACE-enabled-indicator" type="xs:integer" minOccurs="0" />
    <xs:element name="application-level-container" type="xs:hexBinary"/>
    <xs:element name="code-receiving-security-parameter" type="Restricted-Security-info"
minOccurs="0" />
    <xs:element name="selected-PC5-ciphering-algorithm" type="xs:integer"/>
    <xs:element name="discovery-entry-ID" type="xs:integer"/>
    <xs:element name="PC5-security-policies" type="xs:PC5-Security-Policies-info" minOccurs="0" />
    <xs:element name="anyExt" type="anyExtType" minOccurs="0"/>
    <xs:any namespace="##other" processContents="lax" minOccurs="0" maxOccurs="unbounded"/>
  </xs:sequence>
  <xs:anyAttribute namespace="##any" processContents="lax"/>
</xs:complexType>

<xs:complexType name="RestrictedDiscovereeRsp-info">
  <xs:sequence>
    <xs:element name="transaction-ID" type="xs:integer"/>
    <xs:element name="ProSe-Response-Code" type="xs:hexBinary" />
    <xs:element name="query-filter" type="MatchingFilter-info" maxOccurs="unbounded"/>
    <xs:element name="validity-timer-T5068" type="xs:integer"/>
    <xs:element name="code-sending-security-parameter" type="Restricted-Security-info" />
    <xs:element name="code-receiving-security-parameter" type="Restricted-Security-info"
minOccurs="0" />
    <xs:element name="selected-PC5-ciphering-algorithm" type="xs:integer"/>
    <xs:element name="discovery-entry-ID" type="xs:integer"/>
    <xs:element name="PC5-security-policies" type="xs:PC5-Security-Policies-info" minOccurs="0" />
    <xs:element name="anyExt" type="anyExtType" minOccurs="0"/>
    <xs:any namespace="##other" processContents="lax" minOccurs="0" maxOccurs="unbounded"/>
  </xs:sequence>
  <xs:anyAttribute namespace="##any" processContents="lax"/>
</xs:complexType>

<xs:complexType name="RestrictedDiscovererRsp-info">
  <xs:sequence>
    <xs:element name="transaction-ID" type="xs:integer"/>
    <xs:element name="subquery-result" type="Subquery-info" minOccurs="1" maxOccurs="unbounded"/>

```

```

    <xs:element name="code-sending-security-parameter" type="Restricted-Security-info" />
    <xs:element name="code-receiving-security-parameter" type="Restricted-Security-info"
minOccurs="0" />
    <xs:element name="selected-PC5-ciphering-algorithm" type="xs:integer"/>
    <xs:element name="discovery-entry-ID" type="xs:integer"/>
    <xs:element name="PC5-security-policies" type="xs:PC5-Security-Policies-info" minOccurs="0" />
    <xs:element name="anyExt" type="anyExtType" minOccurs="0"/>
    <xs:any namespace="##other" processContents="lax" minOccurs="0" maxOccurs="unbounded"/>
  </xs:sequence>
  <xs:anyAttribute namespace="##any" processContents="lax"/>
</xs:complexType>

<xs:complexType name="RejectRsp-info">
  <xs:sequence>
    <xs:element name="transaction-ID" type="xs:integer"/>
    <xs:element name="PC3a-control-protocol-cause-value" type="xs:integer"/>
    <xs:any namespace="##any" processContents="lax" minOccurs="0" maxOccurs="unbounded"/>
  </xs:sequence>
  <xs:anyAttribute namespace="##any" processContents="lax"/>
</xs:complexType>

<xs:complexType name="UE-RejectRsp-info">
  <xs:sequence>
    <xs:element name="DDNMF-transaction-ID" type="xs:integer"/>
    <xs:element name="PC3a-control-protocol-cause-value" type="xs:integer"/>
    <xs:any namespace="##any" processContents="lax" minOccurs="0" maxOccurs="unbounded"/>
  </xs:sequence>
  <xs:anyAttribute namespace="##any" processContents="lax"/>
</xs:complexType>

<xs:complexType name="MatchRep-info">
  <xs:sequence>
    <xs:element name="transaction-ID" type="xs:integer"/>
    <xs:element name="ProSe-PC5-discovery-message" type="xs:hexBinary"/>
    <xs:element name="Monitored-PLMN-ID" type="PLMN-info"/>
    <xs:element name="VPLMN-ID" type="PLMN-info" minOccurs="0"/>
    <xs:element name="UTC-based-counter" type="xs:hexBinary"/>
    <xs:element name="Metadata-flag" type="xs:boolean"/>
    <xs:element name="anyExt" type="anyExtType" minOccurs="0"/>
    <xs:any namespace="##other" processContents="lax" minOccurs="0" maxOccurs="unbounded"/>
  </xs:sequence>
  <xs:anyAttribute namespace="##any" processContents="lax"/>
</xs:complexType>

<xs:complexType name="RestrictedMatch-info">
  <xs:sequence>
    <xs:element name="transaction-ID" type="xs:integer"/>
    <xs:element name="discovery-type" type="xs:integer"/>
    <xs:element name="application-identity" type="AppID-info"/>
    <xs:element name="RPAUID" type="xs:string"/>
    <xs:element name="Restricted-Code-Discovered" type="Restricted-Code-Option-info"
minOccurs="0"/>
    <xs:element name="ProSe-PC5-discovery-message" type="xs:hexBinary" minOccurs="0"/>
    <xs:element name="UTC-based-counter" type="xs:hexBinary" minOccurs="0"/>
    <xs:element name="Metadata-flag" type="xs:boolean" />
    <xs:element name="anyExt" type="anyExtType" minOccurs="0"/>
    <xs:any namespace="##other" processContents="lax" minOccurs="0" maxOccurs="unbounded"/>
  </xs:sequence>
  <xs:anyAttribute namespace="##any" processContents="lax"/>
</xs:complexType>

<xs:complexType name="MatchAck-info">
  <xs:sequence>
    <xs:element name="transaction-ID" type="xs:integer"/>
    <xs:element name="ProSe-Application-ID" type="xs:string"/>
    <xs:element name="validity-timer-T5072" type="xs:integer"/>
    <xs:element name="UTC-based-counter" type="xs:hexBinary"/>
    <xs:element name="metadata" type="xs:string" minOccurs="0"/>
    <xs:element name="metadata-index-mask" type="xs:hexBinary" minOccurs="0"/>
    <xs:element name="anyExt" type="anyExtType" minOccurs="0"/>
    <xs:any namespace="##other" processContents="lax" minOccurs="0" maxOccurs="unbounded"/>
  </xs:sequence>
  <xs:attribute name="match-report-refresh-timer-T5074" type="xs:integer"/>
  <xs:anyAttribute namespace="##any" processContents="lax"/>
</xs:complexType>

<xs:complexType name="RestrictedMatchAck-info">

```

```

<xs:sequence>
  <xs:element name="transaction-ID" type="xs:integer"/>
  <xs:element name="application-identity" type="AppID-info"/>
  <xs:element name="RPAUID" type="xs:string"/>
  <xs:element name="validity-timer-T5076" type="xs:integer"/>
  <xs:element name="UTC-based-counter" type="xs:hexBinary"/>
  <xs:element name="metadata" type="xs:string" minOccurs="0"/>
  <xs:element name="anyExt" type="anyExtType" minOccurs="0"/>
  <xs:any namespace="##other" processContents="lax" minOccurs="0" maxOccurs="unbounded"/>
</xs:sequence>
<xs:attribute name="match-report-refresh-timer-T5077" type="xs:integer"/>
<xs:anyAttribute namespace="##any" processContents="lax"/>
</xs:complexType>

<xs:complexType name="MatchReject-info">
  <xs:sequence>
    <xs:element name="transaction-ID" type="xs:integer"/>
    <xs:element name="PC3a-control-protocol-cause-value" type="xs:integer"/>
    <xs:any namespace="##any" processContents="lax" minOccurs="0" maxOccurs="unbounded"/>
  </xs:sequence>
  <xs:anyAttribute namespace="##any" processContents="lax"/>
</xs:complexType>

<xs:complexType name="DiscUpdateReq-info">
  <xs:sequence>
    <xs:element name="DDNMF-transaction-ID" type="xs:integer"/>
    <xs:element name="discovery-entry-ID" type="xs:integer"/>
    <xs:element name="update-info" type="Update-Option-info" minOccurs="0"/>
    <xs:element name="anyExt" type="anyExtType" minOccurs="0"/>
    <xs:any namespace="##other" processContents="lax" minOccurs="0" maxOccurs="unbounded"/>
  </xs:sequence>
  <xs:anyAttribute namespace="##any" processContents="lax"/>
</xs:complexType>

<xs:complexType name="DiscUpdateRsp-info">
  <xs:sequence>
    <xs:element name="DDNMF-transaction-ID" type="xs:integer"/>
    <xs:element name="discovery-entry-ID" type="xs:integer"/>
    <xs:any namespace="##any" processContents="lax" minOccurs="0" maxOccurs="unbounded"/>
  </xs:sequence>
  <xs:anyAttribute namespace="##any" processContents="lax"/>
</xs:complexType>

<xs:complexType name="AnnouncingAlertReq-info">
  <xs:sequence>
    <xs:element name="DDNMF-transaction-ID" type="xs:integer"/>
    <xs:element name="RPAUID" type="xs:string"/>
    <xs:element name="discovery-entry-ID" type="xs:integer"/>
    <xs:element name="ProSe-Restricted-Code" type="xs:hexBinary"/>
    <xs:element name="ProSe-Restricted-Code-Suffix-Range" type="RestrictedCodeSuffixRange-info"
minOccurs="0" maxOccurs="unbounded"/>
    <xs:element name="anyExt" type="anyExtType" minOccurs="0"/>
    <xs:any namespace="##other" processContents="lax" minOccurs="0" maxOccurs="unbounded"/>
  </xs:sequence>
  <xs:anyAttribute namespace="##any" processContents="lax"/>
</xs:complexType>

<xs:complexType name="AnnouncingAlertRsp-info">
  <xs:sequence>
    <xs:element name="DDNMF-transaction-ID" type="xs:integer"/>
    <xs:any namespace="##any" processContents="lax" minOccurs="0" maxOccurs="unbounded"/>
  </xs:sequence>
  <xs:anyAttribute namespace="##any" processContents="lax"/>
</xs:complexType>

<xs:complexType name="PKMFAddrReq-info">
  <xs:sequence>
    <xs:element name="transaction-ID" type="xs:integer"/>
    <xs:element name="anyExt" type="anyExtType" minOccurs="0"/>
    <xs:any namespace="##other" processContents="lax" minOccurs="0" maxOccurs="unbounded"/>
  </xs:sequence>
  <xs:anyAttribute namespace="##any" processContents="lax"/>
</xs:complexType>

<xs:complexType name="PKMFAddrRsp-info">
  <xs:sequence>
    <xs:element name="transaction-ID" type="xs:integer"/>
    <xs:element name="PKMF-address" type="xs:string"/>
  </xs:sequence>
  <xs:anyAttribute namespace="##any" processContents="lax"/>
</xs:complexType>

```

```

    <xs:element name="anyExt" type="anyExtType" minOccurs="0"/>
    <xs:any namespace="##other" processContents="lax" minOccurs="0" maxOccurs="unbounded"/>
  </xs:sequence>
</xs:complexType>

<xs:complexType name="UNR-discovery-security-parameters-request-type">
  <xs:sequence>
    <xs:element name="transaction-ID" type="xs:integer"/>
    <xs:element name="requested-for" type="requested-for-type"/>
    <xs:element name="PC5-UE-security-capabilities" type="xs:integer"/>
    <xs:element name="relay-service-code" type="xs:integer"/>
    <xs:element name="VPLMN-list" type="PLMN-list-type" minOccurs="0"/>
    <xs:element name="discovery-model" type="xs:integer" minOccurs="0"/>
    <xs:element name="anyExt" type="anyExtType" minOccurs="0"/>
    <xs:any namespace="##other" processContents="lax" minOccurs="0" maxOccurs="unbounded"/>
  </xs:sequence>
  <xs:anyAttribute namespace="##any" processContents="lax"/>
</xs:complexType>

<xs:complexType name="UNR-discovery-security-parameters-accept-type">
  <xs:sequence>
    <xs:element name="transaction-ID" type="xs:integer"/>
    <xs:element name="security-parameters-for-remote-UE" type="security-parameters-for-remote-UE-
type" minOccurs="0" maxOccurs="unbounded"/>
    <xs:element name="PC5-security-policies-for-remote-UE" type="PC5-Security-Policies-info"
minOccurs="0"/>
    <xs:element name="security-parameters-for-UNR" type="security-parameters-for-UNR-type"
minOccurs="0"/>
    <xs:element name="PC5-security-policies-for-UNR" type="PC5-Security-Policies-info"
minOccurs="0"/>
    <xs:element name="Current-Time" type="xs:dateTime"/>
    <xs:element name="Max-Offset" type="xs:integer"/>
    <xs:element name="anyExt" type="anyExtType" minOccurs="0"/>
    <xs:any namespace="##other" processContents="lax" minOccurs="0" maxOccurs="unbounded"/>
  </xs:sequence>
  <xs:anyAttribute namespace="##any" processContents="lax"/>
</xs:complexType>

<!-- Complex types defined for Message-level -->

<xs:complexType name="prose-direct-discovery-request">
  <xs:sequence>
    <xs:element name="discovery-request" type="DiscReq-info" minOccurs="0" maxOccurs="unbounded"/>
    <xs:element name="restricted-discovery-request" type="RestrictedDiscReq-info" minOccurs="0"
maxOccurs="unbounded"/>
    <xs:element name="anyExt" type="anyExtType" minOccurs="0"/>
    <xs:any namespace="##other" processContents="lax" minOccurs="0" maxOccurs="unbounded"/>
  </xs:sequence>
  <xs:attribute name="network-initiated-transaction-method" type="xs:integer"/>
  <xs:anyAttribute namespace="##any" processContents="lax"/>
</xs:complexType>

<xs:complexType name="prose-direct-discovery-response">
  <xs:sequence>
    <xs:element name="Current-Time" type="xs:dateTime"/>
    <xs:element name="Max-Offset" type="xs:integer"/>
    <xs:element name="response-announce" type="AnnounceRsp-info" minOccurs="0"
maxOccurs="unbounded"/>
    <xs:element name="response-monitor" type="MonitorRsp-info" minOccurs="0"
maxOccurs="unbounded"/>
    <xs:element name="restricted-announce-response" type="RestrictedAnnounceRsp-info"
minOccurs="0" maxOccurs="unbounded"/>
    <xs:element name="restricted-monitor-response" type="RestrictedMonitorRsp-info" minOccurs="0"
maxOccurs="unbounded"/>
    <xs:element name="restricted-discoveree-response" type="RestrictedDiscovereeRsp-info"
minOccurs="0" maxOccurs="unbounded"/>
    <xs:element name="restricted-discoverer-response" type="RestrictedDiscovererRsp-info"
minOccurs="0" maxOccurs="unbounded"/>
    <xs:element name="response-reject" type="RejectRsp-info" minOccurs="0" maxOccurs="unbounded"/>
    <xs:element name="anyExt" type="anyExtType" minOccurs="0"/>
    <xs:any namespace="##other" processContents="lax" minOccurs="0" maxOccurs="unbounded"/>
  </xs:sequence>
  <xs:attribute name="network-initiated-transaction-method" type="xs:integer"/>
  <xs:anyAttribute namespace="##any" processContents="lax"/>
</xs:complexType>

<xs:complexType name="prose-direct-discovery-update-request">

```



```

<xs:sequence>
  <xs:element name="discovery-update-request" type="DiscUpdateReq-info" maxOccurs="unbounded" />
  <xs:element name="anyExt" type="anyExtType" minOccurs="0" />
  <xs:any namespace="##other" processContents="lax" minOccurs="0" maxOccurs="unbounded" />
</xs:sequence>
<xs:anyAttribute namespace="##any" processContents="lax" />
</xs:complexType>

<xs:complexType name="prose-direct-discovery-update-response">
  <xs:sequence>
    <xs:element name="response-update" type="DiscUpdateRsp-info" minOccurs="0"
maxOccurs="unbounded" />
    <xs:element name="response-reject" type="UE-RejectRsp-info" minOccurs="0"
maxOccurs="unbounded" />
    <xs:element name="anyExt" type="anyExtType" minOccurs="0" />
    <xs:any namespace="##other" processContents="lax" minOccurs="0" maxOccurs="unbounded" />
  </xs:sequence>
  <xs:anyAttribute namespace="##any" processContents="lax" />
</xs:complexType>

<xs:complexType name="prose-direct-discovery-match-report">
  <xs:sequence>
    <xs:element name="match-report" type="MatchRep-info" minOccurs="0" maxOccurs="unbounded" />
    <xs:element name="restricted-match" type="RestrictedMatch-info" minOccurs="0"
maxOccurs="unbounded" />
    <xs:element name="anyExt" type="anyExtType" minOccurs="0" />
    <xs:any namespace="##other" processContents="lax" minOccurs="0" maxOccurs="unbounded" />
  </xs:sequence>
  <xs:anyAttribute namespace="##any" processContents="lax" />
</xs:complexType>

<xs:complexType name="prose-direct-discovery-match-report-ack">
  <xs:sequence>
    <xs:element name="Current-Time" type="xs:dateTime" />
    <xs:element name="match-ack" type="MatchAck-info" minOccurs="0" maxOccurs="unbounded" />
    <xs:element name="match-reject" type="MatchReject-info" minOccurs="0" maxOccurs="unbounded" />
    <xs:element name="restricted-match-ack" type="RestrictedMatchAck-info" minOccurs="0"
maxOccurs="unbounded" />
    <xs:element name="anyExt" type="anyExtType" minOccurs="0" />
    <xs:any namespace="##other" processContents="lax" minOccurs="0" maxOccurs="unbounded" />
  </xs:sequence>
  <xs:anyAttribute namespace="##any" processContents="lax" />
</xs:complexType>

<xs:complexType name="prose-direct-discovery-announcing-alert-request">
  <xs:sequence>
    <xs:element name="announcing-alert-request" type="AnnouncingAlertReq-info"
maxOccurs="unbounded" />
    <xs:element name="anyExt" type="anyExtType" minOccurs="0" />
    <xs:any namespace="##other" processContents="lax" minOccurs="0" maxOccurs="unbounded" />
  </xs:sequence>
  <xs:anyAttribute namespace="##any" processContents="lax" />
</xs:complexType>

<xs:complexType name="prose-direct-discovery-announcing-alert-response">
  <xs:sequence>
    <xs:element name="announcing-alert-response" type="AnnouncingAlertRsp-info"
maxOccurs="unbounded" />
    <xs:element name="response-reject" type="UE-RejectRsp-info" minOccurs="0"
maxOccurs="unbounded" />
    <xs:element name="anyExt" type="anyExtType" minOccurs="0" />
    <xs:any namespace="##other" processContents="lax" minOccurs="0" maxOccurs="unbounded" />
  </xs:sequence>
  <xs:anyAttribute namespace="##any" processContents="lax" />
</xs:complexType>

<xs:complexType name="prose-5gpkmf-address-request">
  <xs:sequence>
    <xs:element name="PKMF-address-request" type="PKMFAddrReq-info" minOccurs="0"
maxOccurs="unbounded" />
    <xs:element name="anyExt" type="anyExtType" minOccurs="0" />
    <xs:any namespace="##other" processContents="lax" minOccurs="0" maxOccurs="unbounded" />
  </xs:sequence>
  <xs:anyAttribute namespace="##any" processContents="lax" />
</xs:complexType>

<xs:complexType name="prose-5gpkmf-address-response">
  <xs:sequence>

```

```

    <xs:element name="PKMF-address-response" type="PKMFAddrRsp-info" minOccurs="0"
maxOccurs="unbounded" />
    <xs:element name="PKMF-address-reject" type="RejectRsp-info" minOccurs="0"
maxOccurs="unbounded" />
    <xs:element name="anyExt" type="anyExtType" minOccurs="0" />
    <xs:any namespace="##other" processContents="lax" minOccurs="0" maxOccurs="unbounded" />
  </xs:sequence>
  <xs:anyAttribute namespace="##any" processContents="lax" />
</xs:complexType>

<xs:complexType name="prose-security-material-request">
  <xs:sequence>
    <xs:element name="UNR-discovery-security-parameters-request" type="UNR-discovery-security-
parameters-request-type" minOccurs="0" maxOccurs="unbounded" />
    <xs:element name="anyExt" type="anyExtType" minOccurs="0" />
    <xs:any namespace="##other" processContents="lax" minOccurs="0" maxOccurs="unbounded" />
  </xs:sequence>
  <xs:anyAttribute namespace="##any" processContents="lax" />
</xs:complexType>

<xs:complexType name="prose-security-material-response">
  <xs:sequence>
    <xs:element name="UNR-discovery-security-parameters-accept" type="UNR-discovery-security-
parameters-accept-type" minOccurs="0" maxOccurs="unbounded" />
    <xs:element name="UNR-discovery-security-parameters-reject" type="reject-type" minOccurs="0"
maxOccurs="unbounded" />
    <xs:element name="anyExt" type="anyExtType" minOccurs="0" />
    <xs:any namespace="##other" processContents="lax" minOccurs="0" maxOccurs="unbounded" />
  </xs:sequence>
  <xs:anyAttribute namespace="##any" processContents="lax" />
</xs:complexType>

<!-- extension allowed -->
<xs:complexType name="DiscMsgExtType">
  <xs:sequence>
    <xs:any namespace="##any" processContents="lax" minOccurs="0" maxOccurs="unbounded" />
  </xs:sequence>
  <xs:anyAttribute namespace="##any" processContents="lax" />
</xs:complexType>

<!-- XML attribute for any future extensions -->
<xs:complexType name="anyExtType">
  <xs:sequence>
    <xs:any namespace="##any" processContents="lax" minOccurs="0" maxOccurs="unbounded" />
  </xs:sequence>
</xs:complexType>

<!-- Top level discovery message definition -->
<xs:element name="prose-discovery-message">
  <xs:complexType>
    <xs:choice>
      <xs:element name="DISCOVERY_REQUEST" type="prose-direct-discovery-request" />
      <xs:element name="DISCOVERY_RESPONSE" type="prose-direct-discovery-response" />
      <xs:element name="MATCH_REPORT" type="prose-direct-discovery-match-report" />
      <xs:element name="MATCH_REPORT_ACK" type="prose-direct-discovery-match-report-ack" />
      <xs:element name="DISCOVERY_UPDATE_REQUEST" type="prose-direct-discovery-update-request" />
      <xs:element name="DISCOVERY_UPDATE_RESPONSE" type="prose-direct-discovery-update-response" />
      <xs:element name="ANNOUNCING_ALERT_REQUEST" type="prose-direct-discovery-announcing-alert-
request" />
      <xs:element name="ANNOUNCING_ALERT_RESPONSE" type="prose-direct-discovery-announcing-alert-
response" />
      <xs:element name="PROSE_5GPKMF_ADDRESS_REQUEST" type="prose-5gpkmf-address-request" />
      <xs:element name="PROSE_5GPKMF_ADDRESS_RESPONSE" type="prose-5gpkmf-address-response" />
      <xs:element name="PROSE_SECURITY_MATERIAL_REQUEST" type="prose-security-material-request" />
      <xs:element name="PROSE_SECURITY_MATERIAL_RESPONSE" type="prose-security-material-
response" />
    </xs:choice>
    <xs:element name="message-ext" type="DiscMsgExtType" />
    <xs:any namespace="##other" processContents="lax" />
  </xs:complexType>
</xs:element>
</xs:schema>

```

An entity receiving the XML body ignores any unknown XML element and any unknown XML attribute.

10.5.4 Semantics

10.5.4.1 General

The <prose-discovery-message> element is the root element of this XML document and it can be one of the following elements:

- a) <DISCOVERY_REQUEST>;
- b) <DISCOVERY_RESPONSE>;
- c) <MATCH_REPORT>;
- d) <MATCH_REPORT_ACK>;
- e) <DISCOVERY_UPDATE_REQUEST>;
- f) <DISCOVERY_UPDATE_RESPONSE>
- g) <ANNOUNCE_ALERT_REQUEST>;
- h) <ANNOUNCE_ALERT_RESPONSE>;
- i) <PROSE_5GPKMF_ADDRESS_REQUEST>;
- j) <PROSE_5GPKMF_ADDRESS_RESPONSE>;
- k) <PROSE_SECURITY_MATERIAL_REQUEST>;
- l) <PROSE_SECURITY_MATERIAL_RESPONSE>;
- m) <message-ext> element containing other discovery message defined in future releases; or
- n) an element from other namespaces defined in future releases.

10.5.4.2 Semantics of <DISCOVERY_REQUEST>

The <DISCOVERY_REQUEST> element contains one or more of the following elements:

- a) zero, one or more <discovery-request> element which contains transactions sent from the UE to the 5G DDNMF as announcing or monitoring requests for open 5G ProSe direct discovery. Each <discovery-request> consists of:
 - 1) a <transaction-ID> element containing the parameter defined in clause 11.4.2.1;
 - 2) a <command> element containing the parameter defined in clause 11.4.2.2;
 - 3) a <Prose-Application-ID> element containing the parameter defined in clause 11.4.2.4;
 - 4) an <application-identity> element containing the parameter defined in clause 11.4.2.5;
 - 5) a <Discovery-Entry-ID> element containing the parameter defined in clause 11.4.2.26;
 - 6) an optional <Requested-Timer> element containing the parameter defined in clause 11.4.2.20;
 - 7) an optional <metadata> element containing the parameter defined in clause 11.4.2.15;
 - 8) an optional <Announcing-PLMN-ID> element containing the parameter defined in clause 11.4.2.43;
 - 9) zero or one <ACE-enabled-indicator> element containing the parameter defined in clause 11.4.2.31;
 - 10) zero or one <anyExt> element containing elements defined in future releases;
 - 11) zero, one or more elements from other namespaces defined in future releases; and

- 12) zero, one or more attributes defined in future releases;
- b) zero, one, or more <restricted-discovery-request> element which contains transactions sent from the UE to the 5G DDNMF as announcing or monitoring requests for restricted 5G ProSe directed discovery model A or transactions sent from the UE to the 5G DDNMF as discoveree or discoverer requests for restricted 5G ProSe directed discovery model B. Each <restricted-discovery-request> consists of:
- 1) a <transaction-ID> element containing the parameter defined in clause 11.4.2.1;
 - 2) a <command> element containing the parameter defined in clause 11.4.2.2;
 - 3) a <RPAUID> element containing the parameter defined in clause 11.4.2.23;
 - 4) an <application-identity> element containing the parameter defined in clause 11.4.2.5;
 - 5) a <discovery-type> element containing the parameter defined in clause 11.4.2.18;
 - 6) zero or one <ACE-enabled-indicator> element containing the parameter defined in clause 11.4.2.31;
 - 7) an <announcing-type> element containing the parameter defined in clause 11.4.2.24;
 - 8) an <application-level-container> element containing the parameter defined in clause 11.4.2.25;
 - 9) zero or one <discovery-model> element containing the parameter defined in clause 11.4.2.34;
 - 10) zero or one <Announcing-PLMN-ID> element containing the parameter defined in clause 11.4.2.43;
 - 11) a <discovery-entry-id> element containing the parameter defined in clause 11.4.2.26;
 - 12) an optional <Requested-Timer> element containing the parameter defined in clause 11.4.2.20;
 - 13) a <PC5-UE-ciphering-algorithm-capability> element containing the parameter defined in clause 11.4.2.50;
 - 14) zero or one <anyExt> element containing elements defined in future releases;
 - 15) zero, one or more elements from other namespaces defined in future releases; and
 - 16) zero, one or more attributes defined in future releases;
- c) zero or one <anyExt> element containing elements defined in future releases;
- d) zero, one or more elements from other namespaces defined in future releases;
- e) an optional "network-initiated transaction method" attribute containing the parameter defined in clause 11.4.2.42; and
- f) zero, one or more attributes defined in future releases.

10.5.4.3 Semantics of <DISCOVERY_RESPONSE>

The <DISCOVERY_RESPONSE> element contains one or more of the following elements:

- a) a <Current-Time> element containing the parameter defined in clause 11.4.2.16;
- b) a <Max-Offset> element containing the parameter defined in clause 11.4.2.17;
- c) zero, one or more <response-announce> element which contains transactions sent from the 5G DDNMF to the UE as a response to an announcing request if the 5G DDNMF accepts the request. Each <response-announce> consists of:
 - 1) a <transaction-ID> element containing the parameter defined in clause 11.4.2.1;
 - 2) zero, one or more <ProSe-Application-Code> elements containing the parameter defined in clause 11.4.2.6;
 - 3) zero or one <ProSe application code-ACE> element containing the parameter defined in clause 11.4.2.45;
 - 4) zero, or one <validity-timer-T5060> element containing the parameter defined in 11.4.2.7;

- 5) zero, or, one <discovery-key> element containing the parameter defined in clause 11.4.2.48;
 - 6) a <discovery-entry-ID> element containing the parameter defined in clause 11.4.2.26;
 - 7) zero or one <ACE-enabled-indicator> element containing the parameter defined in clause 11.4.2.31;
 - 8) zero or one <anyExt> element containing elements defined in future releases;
 - 9) zero, one or more elements from other namespaces defined in future releases; and
 - 10) zero, one or more attributes defined in future releases;
- d) zero, one or more <response-monitor> element which contains transactions sent from the 5G DDNMF to the UE as a response to a monitoring request if the 5G DDNMF accepts the request. Each <response-monitor> consists of:
- 1) a <transaction-ID> element containing the parameter defined in clause 11.4.2.1;
 - 2) zero, one or more <discovery-filter> elements containing the parameter defined in clause 11.4.2.9;
 - 3) a <discovery-entry-ID> element containing the parameter defined in clause 11.4.2.26;
 - 4) zero or one <ACE-enabled-indicator> element containing the parameter defined in clause 11.4.2.31;
 - 5) zero or one <anyExt> element containing elements defined in future releases;
 - 6) zero, one or more elements from other namespaces defined in future releases; and
 - 7) zero, one or more attributes defined in future releases;
- e) zero, one or more <restricted-announce-response> element which contains transactions sent from the 5G DDNMF to the UE as a response to an announcing request for restricted 5G ProSe direct discovery model A if the 5G DDNMF accepts the request. Each <restricted-announce-response> consists of:
- 1) a <transaction-ID> element containing the parameter defined in clause 11.4.2.1;
 - 2) zero or one <ProSe-Restricted-Code> element containing the parameter defined in clause 11.4.2.27;
 - 3) zero, one or more <ProSe-Restricted-Code-Suffix-Range> element containing the parameter defined in clause 11.4.2.28;
 - 4) zero or one <validity-timer-T5062> element containing the parameter defined in 11.4.2.32;
 - 5) zero or one <ACE-enabled-indicator> element containing the parameter defined in clause 11.4.2.31;
 - 6) a <code-sending-security-parameter> element containing the parameter defined in clause 11.4.2.33;
 - 7) zero or one <on-demand-announcing-enabled-indicator> element containing the parameter defined in clause 11.4.2.29;
 - 8) a <discovery-entry-id> element containing the parameter defined in clause 11.4.2.26;
 - 9) a <selected-PC5-ciphering-algorithm> element containing the parameter defined in clause 11.4.2.51;
 - 10) zero or one <PC5-security-policies> element containing the parameter defined in clause 11.4.2.49;
 - 11) zero or one <anyExt> element containing elements defined in future releases;
 - 12) zero, one or more elements from other namespaces defined in future releases; and
 - 13) zero, one or more attributes defined in future releases;
- f) zero, one or more <restricted-monitor-response> element which contains transactions sent from the 5G DDNMF to the UE as a response to a monitoring request for restricted 5G ProSe direct discovery model A if the 5G DDNMF accepts the request. Each <restricted-monitor-response> consists of:
- 1) a <transaction-ID> element containing the parameter defined in clause 11.4.2.1;

- 2) one or more <restricted-discovery-filter> elements containing the parameter defined in clause 11.4.2.30;
 - 3) zero or one <ACE-enabled-indicator> element containing the parameter defined in clause 11.4.2.31
 - 4) a <discovery-entry-id> element containing the parameter defined in clause 11.4.2.26;
 - 5) an <application-level-container> element containing the parameter defined in clause 11.4.2.25;
 - 6) one or more <code-receiving-security-parameter> element containing the parameter defined in clause 11.4.2.33;
 - 7) a <selected-PC5-ciphering-algorithm> element containing the parameter defined in clause 11.4.2.51;
 - 8) zero or one <PC5-security-policies> element containing the parameter defined in clause 11.4.2.49;
 - 9) zero or one <anyExt> element containing elements defined in future releases;
 - 10) zero, one or more elements from other namespaces defined in future releases; and
 - 11) zero, one or more attributes defined in future releases;
- g) zero, one or more <restricted-discoveree-response> element which contains transactions sent from the 5G DDNMF to the UE as a response to a discoveree UE's request for restricted 5G ProSe direct discovery model B if the 5G DDNMF accepts the request. Each <restricted-discoveree-response> consists of:
- 1) a <transaction-ID> element containing the parameter defined in clause 11.4.2.1;
 - 2) a <ProSe-Response-Code> element containing the element defined in clause 11.4.2.35;
 - 3) one or more <query-filter> elements containing the parameter defined in clause 11.4.2.36;
 - 4) a <validity-timer-T5068> element containing the parameter defined in clause 11.4.2.37;
 - 5) a <code-sending-security-parameter> element containing the parameter defined in clause 11.4.2.33;
 - 6) one or more <code-receiving-security-parameter> element containing the parameter defined in clause 11.4.2.33;
 - 7) a <discovery-entry-id> element containing the parameter defined in clause 11.4.2.26;
 - 8) zero or one <PC5-security-policies> element containing the parameter defined in clause 11.4.2.49;
 - 9) a <selected-PC5-ciphering-algorithm> element containing the parameter defined in clause 11.4.2.51;
 - 10) zero or one <anyExt> element containing elements defined in future releases;
 - 11) zero, one or more elements from other namespaces defined in future releases; and
 - 12) zero, one or more attributes defined in future releases;
- h) zero, one or more <restricted-discoverer-response> element which contains transactions sent from the 5G DDNMF to the UE as a response to a discoverer UE's request for restricted 5G ProSe direct discovery model B if the 5G DDNMF accepts the request. Each <restricted-discoverer-response> consists of:
- 1) a <transaction-ID> element containing the parameter defined in clause 11.4.2.1;
 - 2) one or more <subquery-result> elements containing the parameter defined in clause 11.4.2.38;
 - 3) a <code-sending-security-parameter> element containing the parameter defined in clause 11.4.2.33;
 - 4) one or more <code-receiving-security-parameter> element containing the parameter defined in clause 11.4.2.33;
 - 5) a <discovery-entry-id> element containing the parameter defined in clause 11.4.2.26;
 - 6) zero or one <PC5-security-policies> element containing the parameter defined in clause 11.4.2.49;
 - 7) a <selected-PC5-ciphering-algorithm> element containing the parameter defined in clause 11.4.2.51;

- 8) zero or one <anyExt> element containing elements defined in future releases;
- 9) zero, one or more elements from other namespaces defined in future releases; and
- 10) zero, one or more attributes defined in future releases;
- i) zero, one or more <response-reject> element which contains transactions sent from the 5G DDNMF to the UE as a response to an announcing or monitoring requests if the 5G DDNMF cannot accept the request. Each <response-reject> consists of:
 - 1) a <transaction-ID> element containing the parameter defined in clause 11.4.2.1;
 - 2) a <PC3a-control-protocol-cause-value> element containing the parameter defined in clause 11.4.2.8.
 - 3) zero, one or more elements defined in future releases; and
 - 4) zero, one or more attributes defined in future releases;
- j) zero or one <anyExt> element containing elements defined in future releases;
- k) zero, one or more elements from other namespaces defined in future releases;
- l) an optional "network-initiated transaction method" attribute containing the parameter defined in clause 11.4.2.42; and
- m) zero, one or more attributes defined in future releases.

10.5.4.4 Semantics of <MATCH_REPORT>

The <MATCH_REPORT> element contains one or more of the following elements:

- a) zero, one or more <match-report> element which contains transactions sent from the UE to the 5G DDNMF to report a matching of the direct discovery. Each <match-report> consists of:
 - 1) a <transaction-ID> element containing the parameter defined in clause 11.4.2.1;
 - 2) a <ProSe-PC5-discovery-message> element containing the parameter defined in clause 11.4.2.52;
 - 3) a <Monitored-PLMN-id> element containing the parameter defined in clause 11.4.2.10;
 - 4) an optional <VPLMN-id> element containing the parameter defined in clause 11.4.2.11;
 - 5) a <UTC-based-counter> element containing the parameter defined in clause 11.4.2.12;
 - 6) a <metadata-flag> element containing the parameter defined in clause 11.4.2.14;
 - 7) zero or one <anyExt> element containing elements defined in future releases;
 - 8) zero, one or more elements from other namespaces defined in future releases; and
 - 9) zero, one or more attributes defined in future releases;
- b) zero, one or more <restricted-match> element which contain transactions sent from the UE to the 5G DDNMF to report a matching of the restricted direct discovery model A or model B. Each <restricted-match> consists of:
 - 1) a <transaction-ID> element containing the parameter defined in clause 11.4.2.1;
 - 2) a <discovery-type> element containing the parameter defined in clause 11.4.2.18
 - 3) an <application-identity> element containing the parameter defined in clause 11.4.2.5
 - 4) an <RPAUID> element containing the parameter defined in clause 11.4.2.23;
 - 5) zero or one <ProSe-PC5-discovery-message> element containing the parameter defined in clause 11.4.2.52, if it is required to check the MIC via the match report procedure;

- 6) zero or one <Restricted-Code-Discovered> element containing the ProSe Restricted Code parameter defined in clause 11.4.2.27 or ProSe Response Code parameter defined in clause 11.4.2.35, if it is not required to check the MIC via the match report procedure;
 - 7) a <UTC-based-counter> element containing the parameter defined in clause 11.4.2.12, if it is required to check the MIC via the match report procedure;
 - 8) a <metadata-flag> element containing the parameter defined in clause 11.4.2.14;
 - 9) zero or one <anyExt> element containing elements defined in future releases;
 - 10) zero, one or more elements from other namespaces defined in future releases; and
 - 11) zero, one or more attributes defined in future releases.
- c) zero or one <anyExt> element containing elements defined in future releases;
 - d) zero, one or more elements from other namespaces defined in future releases; and
 - e) zero, one or more attributes defined in future releases.

10.5.4.5 Semantics of <MATCH_REPORT_ACK>

The <MATCH_REPORT_ACK> element contains one or more of the following elements:

- a) a <Current-Time> element containing the parameter defined in clause 11.4.2.16;
- b) zero, one or more <match-ack> element which contains transactions sent from the 5G DDNMF to the UE as a response to a match report if the 5G DDNMF accepts the report. Each <match-ack> consists of:
 - 1) a <transaction-ID> element containing the parameter defined in clause 11.4.2.1;
 - 2) a <ProSe-Application-ID> element containing the parameter defined in clause 11.4.2.4;
 - 3) a <validity-timer-T5072> element containing the parameter defined in clause 11.4.2.13;
 - 4) an optional <metadata> element containing the parameter defined in clause 11.4.2.15;
 - 5) an optional <metadata-index-mask> element containing the parameter defined in clause 11.4.2.41;
 - 6) a mandatory "match-report-refresh-timer-T5074" attribute containing the parameter defined in clause 11.4.2.19;
 - 7) zero or one <anyExt> element containing elements defined in future releases;
 - 8) zero, one or more elements from other namespaces defined in future releases; and
 - 9) zero, one or more attributes defined in future releases;
- c) zero, one or more <restricted-match-ack> element which contain transactions sent from the 5G DDNMF to the UE as a response to a match report if the 5G DDNMF accepts the report. Each <restricted-match-ack> consists of:
 - 1) a <transaction-ID> element containing the parameter defined in clause 11.4.2.1;
 - 2) an <application-identity> element containing the parameter defined in clause 11.4.2.5;
 - 3) an <RPAUID> element containing the parameter defined in clause 11.4.2.23;
 - 4) a <validity-timer-T5076> element containing the parameter defined in clause 11.4.2.39;
 - 5) an optional <metadata> element containing the parameter defined in clause 11.4.2.15;
 - 6) zero or one <anyExt> element containing elements defined in future releases;
 - 7) zero, one or more elements from other namespaces defined in future releases;

- 8) an optional "match-report-refresh-timer-T5077" attribute containing the parameter defined in clause 11.4.2.40; and
- 9) zero, one or more attributes defined in future releases;
- d) zero, one or more <match-reject> element which contains transactions sent from the 5G DDNMF to the UE as a response to a match report if the 5G DDNMF cannot accept the match report. Each <match-reject> consists of:
 - 1) a <transaction-ID> element containing the parameter defined in clause 11.4.2.1;
 - 2) a <PC3a-control-protocol-cause-value> element containing the parameter defined in clause 11.4.2.8;
 - 3) zero, one or more elements defined in future releases; and
 - 4) zero, one or more attributes defined in future releases;
- e) zero or one <anyExt> element containing elements defined in future releases;
- f) zero, one or more elements from other namespaces defined in future releases; and
- g) zero, one or more attributes defined in future releases.

10.5.4.6 Semantics of < DISCOVERY_UPDATE_REQUEST >

The < DISCOVERY_UPDATE_REQUEST > element contains one or more of the following elements:

- a) One or more <discovery-update-request> element which contains transactions sent from the 5G DDNMF to the UE as announcing or monitoring requests. Each <discovery-update-request> consists of:
 - 1) a <DDNMF-transaction-ID> element containing the parameter defined in clause 11.4.2.21;
 - 2) a <discovery-entry-id> element containing the parameter defined in clause 11.4.2.26;
 - 3) an optional <update-info> element containing the parameter defined in clause 11.4.2.22;
 - 4) zero or one <anyExt> element containing elements defined in future releases;
 - 5) zero, one or more elements defined in future releases; and
 - 6) zero, one or more attributes defined in future releases;
- b) zero or one <anyExt> element containing elements defined in future releases;
- c) zero, one or more elements from other namespaces defined in future releases; and
- d) zero, one or more attributes defined in future releases.

10.5.4.7 Semantics of < DISCOVERY_UPDATE_RESPONSE >

The < DISCOVERY_UPDATE_RESPONSE > element contains one or more of the following elements:

- a) one or more <response-update> element which contains transactions sent from the UE to the 5G DDNMF as a response if the UE accepts the request. Each <discovery-update-response> consists of:
 - 1) a <DDNMF-transaction-ID> element containing the parameter defined in clause 11.4.2.21;
 - 2) a <discovery-entry-id> element containing the parameter defined in clause 11.4.2.26;
 - 3) zero, one or more elements defined in future releases; and
 - 4) zero, one or more attributes defined in future releases;
- b) zero, one or more <response-reject> element which contains transactions sent from the UE to the 5G DDNMF as a response if the UE cannot accept the request. Each <response-reject> consists of:
 - 1) a <DDNMF-transaction-ID> element containing the parameter defined in clause 11.4.2.21;

- 2) a <PC3a-control-protocol-cause-value> element containing the parameter defined in clause 11.4.2.8.
- 3) zero, one or more elements defined in future releases; and
- 4) zero, one or more attributes defined in future releases;
- c) zero or one <anyExt> element containing elements defined in future releases;
- d) zero, one or more elements from other namespaces defined in future releases; and
- e) zero, one or more attributes defined in future releases.

10.5.4.8 Semantics of <ANNOUNCING_ALERT_REQUEST>

The <ANNOUNCING_ALERT_REQUEST> element contains one or more of the following elements:

- a) One or more <announcing-alert-request> element which contains transactions sent from the UE to the 5G DDNMF as announcing or monitoring requests. Each <announcing-alert-request> consists of:
 - 1) a <DDNMF-transaction-ID> element containing the parameter defined in clause 11.4.2.21;
 - 2) a <RPAUID> element containing the parameter defined in clause 11.4.2.23;
 - 3) a <Discovery-Entry-ID> element containing the parameter defined in clause 11.4.2.26;
 - 4) a <ProSe-Restricted-Code> element containing the parameter defined in clause 11.4.2.27;
 - 5) zero, one or more <ProSe-Restricted-Code-Suffix-Range> element containing the parameter defined in clause 11.4.2.28;
 - 6) zero or one <anyExt> element containing elements defined in future releases;
 - 7) zero, one or more elements from other namespaces defined in future releases; and
 - 8) zero, one or more attributes defined in future releases;
- b) zero or one <anyExt> element containing elements defined in future releases;
- c) zero, one or more elements from other namespaces defined in future releases; and
- d) zero, one or more attributes defined in future releases.

10.5.4.9 Semantics of <ANNOUNCING_ALERT_RESPONSE >

The <ANNOUNCING_ALERT_RESPONSE> element contains one or more of the following elements:

- a) One or more <announcing-alert-response> element which contains transactions sent from the UE to the 5G DDNMF as announcing or monitoring requests. Each <announcing-alert-response> consists of:
 - 1) a <DDNMF-transaction-ID> element containing the parameter defined in clause 11.4.2.21;
 - 2) zero, one or more elements defined in future releases; and
 - 3) zero, one or more attributes defined in future releases;
- b) zero, one or more <response-reject> element which contains transactions sent from the UE to the 5G DDNMF as a response if the UE cannot accept the request. Each <response-reject> consists of:
 - 1) a <DDNMF-transaction-ID> element containing the parameter defined in clause 11.4.2.21;
 - 2) a <PC3a-control-protocol-cause-value> element containing the parameter defined in clause 11.4.2.8.
 - 3) zero, one or more elements defined in future releases; and
 - 4) zero, one or more attributes defined in future releases;
- c) zero or one <anyExt> element containing elements defined in future releases;

- d) zero, one or more elements from other namespaces defined in future releases; and
- e) zero, one or more attributes defined in future releases.

10.5.4.10 Semantics of <PROSE_5GPKMF_ADDRESS_REQUEST>

The <PROSE_5GPKMF_ADDRESS_REQUEST> element contains one or more of the following elements:

- a) zero, one or more <PKMF-address-request> element which contains transactions sent from the UE to the 5G DDNMF. Each <PKMF-address-request> consists of:
 - 1) a <transaction-ID> element containing the parameter defined in clause 11.4.2.1;
 - 2) zero or one <anyExt> element containing elements defined in future releases;
 - 3) zero, one or more elements from other namespaces defined in future releases; and
 - 4) zero, one or more attributes defined in future releases;
- b) zero or one <anyExt> element containing elements defined in future releases;
- c) zero, one or more elements from other namespaces defined in future releases; and
- d) zero, one or more attributes defined in future releases.

10.5.4.11 Semantics of <PROSE_5GPKMF_ADDRESS_RESPONSE>

The <PROSE_5GPKMF_ADDRESS_RESPONSE> element contains one or more of the following elements:

- a) zero, one or more <PKMF-address-response> element which contains transactions sent from the 5G DDNMF to the UE. Each <PKMF-address-response> consists of:
 - 1) a <transaction-ID> element containing the parameter defined in clause 11.4.2.1;
 - 2) a <PKMF-address> element containing the parameter defined in clause 11.4.2.53;
 - 3) zero or one <anyExt> element containing elements defined in future releases;
 - 4) zero, one or more elements from other namespaces defined in future releases; and
 - 5) zero, one or more attributes defined in future releases;
- b) zero, one or more <PKMF-address-reject> element which contains transactions sent from the 5G DDNMF to the UE as a response if the 5G DDNMF cannot accept the request. Each <PKMF-address-reject> consists of:
 - 1) a <transaction-ID> element containing the parameter defined in clause 11.4.2.1;
 - 2) a <PC3a-control-protocol-cause-value> element containing the parameter defined in clause 11.4.2.8.
 - 3) zero, one or more elements defined in future releases; and
 - 4) zero, one or more attributes defined in future releases;
- c) zero or one <anyExt> element containing elements defined in future releases;
- d) zero, one or more elements from other namespaces defined in future releases; and
- e) zero, one or more attributes defined in future releases.

10.5.4.12 Semantics of <PROSE_SECURITY_MATERIAL_REQUEST>

The semantics of <PROSE_SECURITY_MATERIAL_REQUEST> is same as the semantics of <PROSE_SECURITY_PARAM_REQUEST> defined in clause 10.6.4.2, where 5G PKMF is replaced by 5G DDNMF.

10.5.4.13 Semantics of <PROSE_SECURITY_MATERIAL_RESPONSE>

The semantics of <PROSE_SECURITY_MATERIAL_RESPONSE> is same as the semantics of <PROSE_SECURITY_PARAM_RESPONSE> defined in clause 10.6.4.3, where 5G PKMF is replaced by 5G DDNMF.

10.6 5G ProSe security messages over PC8

10.6.1 General

This clause defines the XML schema and MIME type related to 5G ProSe security messages.

10.6.2 application/vnd.3gpp-prose-pc8+xml

The MIME type is used to carry information related to the 5G ProSe security operation. It shall be coded as an XML document containing one of the following 5G ProSe security messages:

- a) a PROSE_SECURITY_PARAM_REQUEST message;
- b) a PROSE_SECURITY_PARAM_RESPONSE message;
- c) a PROSE_PRUK_REQUEST message;
- d) a PROSE_PRUK_RESPONSE message;
- e) a PROSE_KEY_REQUEST message; or
- f) a PROSE_KEY_RESPONSE message.

Each of those messages is presented in the XML document as an XML element named after the corresponding message.

10.6.3 XML schema

Implementations in compliance with the present document shall implement the XML schema defined below for messages used in 5G ProSe security procedures over PC8 interface.

```
<?xml version="1.0" encoding="UTF-8"?>
<xs:schema xmlns:xs="http://www.w3.org/2001/XMLSchema"
  xmlns="urn:3GPP:ns:5GProSe:Security:2022"
  elementFormDefault="qualified"
  targetNamespace="urn:3GPP:ns:5GProSe:Security:2022">
  <xs:annotation>
    <xs:documentation>
      Info for 5G ProSe Security Control Messages Syntax
    </xs:documentation>
  </xs:annotation>

  <xs:complexType name="empty-type" />

  <xs:complexType name="requested-for-type">
    <xs:sequence>
      <xs:element name="remote-UE" type="empty-type" minOccurs="0" />
      <xs:element name="UNR" type="empty-type" minOccurs="0" />
      <xs:element name="anyExt" type="anyExtType" minOccurs="0" />
      <xs:any namespace="##other" processContents="lax" minOccurs="0" maxOccurs="unbounded" />
    </xs:sequence>
    <xs:anyAttribute namespace="##any" processContents="lax" />
  </xs:complexType>

  <xs:complexType name="PLMN-type">
    <xs:sequence>
      <xs:element name="mcc" type="xs:integer" />
      <xs:element name="mnc" type="xs:integer" />
      <xs:element name="anyExt" type="anyExtType" minOccurs="0" />
      <xs:any namespace="##other" processContents="lax" minOccurs="0" maxOccurs="unbounded" />
    </xs:sequence>
    <xs:anyAttribute namespace="##any" processContents="lax" />
  </xs:complexType>
```

```
<xs:complexType name="PLMN-list-type">
  <xs:sequence>
    <xs:element name="PLMN" type="PLMN-type" maxOccurs="unbounded" />
    <xs:element name="anyExt" type="anyExtType" minOccurs="0" />
    <xs:any namespace="##other" processContents="lax" minOccurs="0" maxOccurs="unbounded" />
  </xs:sequence>
  <xs:anyAttribute namespace="##any" processContents="lax" />
</xs:complexType>

<xs:complexType name="model-type">
  <xs:sequence>
    <xs:element name="model-A" type="empty-type" minOccurs="0" />
    <xs:element name="model-B" type="empty-type" minOccurs="0" />
    <xs:element name="anyExt" type="anyExtType" minOccurs="0" />
    <xs:any namespace="##other" processContents="lax" minOccurs="0" maxOccurs="unbounded" />
  </xs:sequence>
  <xs:anyAttribute namespace="##any" processContents="lax" />
</xs:complexType>

<xs:complexType name="DUCK-type">
  <xs:sequence>
    <xs:element name="discovery-user-confidentiality-key" type="xs:hexBinary" />
    <xs:element name="encrypted-bitmask" type="xs:hexBinary" />
    <xs:element name="anyExt" type="anyExtType" minOccurs="0" />
    <xs:any namespace="##other" processContents="lax" minOccurs="0" maxOccurs="unbounded" />
  </xs:sequence>
  <xs:anyAttribute namespace="##any" processContents="lax" />
</xs:complexType>

<xs:complexType name="code-sending-or-receiving-security-parameters-type">
  <xs:sequence>
    <xs:element name="DUSK" type="xs:hexBinary" minOccurs="0" />
    <xs:element name="DUIK" type="xs:hexBinary" minOccurs="0" />
    <xs:element name="DUCK" type="DUCK-type" minOccurs="0" />
    <xs:element name="anyExt" type="anyExtType" minOccurs="0" />
    <xs:any namespace="##other" processContents="lax" minOccurs="0" maxOccurs="unbounded" />
  </xs:sequence>
  <xs:anyAttribute namespace="##any" processContents="lax" />
</xs:complexType>

<xs:complexType name="PLMN-info">
  <xs:sequence>
    <xs:element name="mcc" type="xs:integer" />
    <xs:element name="mnc" type="xs:integer" />
    <xs:any namespace="##any" processContents="lax" minOccurs="0" maxOccurs="unbounded" />
  </xs:sequence>
  <xs:anyAttribute namespace="##any" processContents="lax" />
</xs:complexType>

<xs:complexType name="security-parameters-for-remote-UE-type">
  <xs:sequence>
    <xs:element name="expiration-timer" type="xs:integer" />
    <xs:element name="code-receiving-security-parameters-for-model-A" type="code-sending-or-receiving-security-parameters-type" minOccurs="0" />
    <xs:element name="code-receiving-security-parameters-for-model-B" type="code-sending-or-receiving-security-parameters-type" minOccurs="0" />
    <xs:element name="code-sending-security-parameters-for-model-B" type="code-sending-or-receiving-security-parameters-type" minOccurs="0" />
    <xs:element name="selected-PC5-ciphering-algorithm" type="xs:integer" />
    <xs:element name="PLMN-ID" type="PLMN-info" />
    <xs:element name="anyExt" type="anyExtType" minOccurs="0" />
    <xs:any namespace="##other" processContents="lax" minOccurs="0" maxOccurs="unbounded" />
  </xs:sequence>
  <xs:anyAttribute namespace="##any" processContents="lax" />
</xs:complexType>

<xs:complexType name="security-parameters-for-UNR-type">
  <xs:sequence>
    <xs:element name="expiration-timer" type="xs:integer" />
    <xs:element name="code-sending-security-parameters-for-model-A" type="code-sending-or-receiving-security-parameters-type" minOccurs="0" />
    <xs:element name="code-receiving-security-parameters-for-model-B" type="code-sending-or-receiving-security-parameters-type" minOccurs="0" />
    <xs:element name="code-sending-security-parameters-for-model-B" type="code-sending-or-receiving-security-parameters-type" minOccurs="0" />
    <xs:element name="selected-PC5-ciphering-algorithm" type="xs:integer" />
    <xs:element name="anyExt" type="anyExtType" minOccurs="0" />
  </xs:sequence>
</xs:complexType>
```

```

    <xs:any namespace="##other" processContents="lax" minOccurs="0" maxOccurs="unbounded"/>
  </xs:sequence>
  <xs:anyAttribute namespace="##any" processContents="lax"/>
</xs:complexType>

<xs:complexType name="PC5-security-policies-type">
  <xs:sequence>
    <xs:element name="signalling-ciphering-policy" type="xs:integer"/>
    <xs:element name="user-plane-integrity-protection-policy" type="xs:integer"/>
    <xs:element name="user-plane-ciphering-policy" type="xs:integer"/>
    <xs:element name="anyExt" type="anyExtType" minOccurs="0"/>
    <xs:any namespace="##other" processContents="lax" minOccurs="0" maxOccurs="unbounded"/>
  </xs:sequence>
  <xs:anyAttribute namespace="##any" processContents="lax"/>
</xs:complexType>

<!-- Complex types defined for transaction-level -->
<xs:complexType name="UNR-discovery-security-parameters-request-type">
  <xs:sequence>
    <xs:element name="transaction-ID" type="xs:integer"/>
    <xs:element name="requested-for" type="requested-for-type"/>
    <xs:element name="PC5-UE-security-capabilities" type="xs:integer"/>
    <xs:element name="relay-service-code" type="xs:integer"/>
    <xs:element name="VPLMN-list" type="PLMN-list-type" minOccurs="0"/>
    <xs:element name="model" type="model-type" minOccurs="0"/>
    <xs:element name="anyExt" type="anyExtType" minOccurs="0"/>
    <xs:any namespace="##other" processContents="lax" minOccurs="0" maxOccurs="unbounded"/>
  </xs:sequence>
  <xs:anyAttribute namespace="##any" processContents="lax"/>
</xs:complexType>

<xs:complexType name="UNR-discovery-security-parameters-accept-type">
  <xs:sequence>
    <xs:element name="transaction-ID" type="xs:integer"/>
    <xs:element name="security-parameters-for-remote-UE" type="security-parameters-for-remote-UE-
type" minOccurs="0" maxOccurs="unbounded"/>
    <xs:element name="PC5-security-policies-for-remote-UE" type="PC5-security-policies-type"
minOccurs="0"/>
    <xs:element name="security-parameters-for-UNR" type="security-parameters-for-UNR-type"
minOccurs="0"/>
    <xs:element name="PC5-security-policies-for-UNR" type="PC5-security-policies-type"
minOccurs="0"/>

    <xs:element name="Current-Time" type="xs:dateTime"/>
    <xs:element name="Max-Offset" type="xs:integer"/>
    <xs:element name="anyExt" type="anyExtType" minOccurs="0"/>
    <xs:any namespace="##other" processContents="lax" minOccurs="0" maxOccurs="unbounded"/>
  </xs:sequence>
  <xs:anyAttribute namespace="##any" processContents="lax"/>
</xs:complexType>

<xs:complexType name="PRUK-request-type">
  <xs:sequence>
    <xs:element name="transaction-ID" type="xs:integer"/>
    <xs:element name="UP-PRUK-ID" type="xs:string" minOccurs="0" />
    <xs:element name="anyExt" type="anyExtType" minOccurs="0"/>
    <xs:any namespace="##other" processContents="lax" minOccurs="0" maxOccurs="unbounded"/>
  </xs:sequence>
  <xs:anyAttribute namespace="##any" processContents="lax"/>
</xs:complexType>

<xs:complexType name="PRUK-accept-type">
  <xs:sequence>
    <xs:element name="transaction-ID" type="xs:integer"/>
    <xs:element name="UP-PRUK-ID" type="xs:string"/>
    <xs:element name="UP-PRUK" type="xs:hexBinary"/>
    <xs:element name="anyExt" type="anyExtType" minOccurs="0"/>
    <xs:any namespace="##other" processContents="lax" minOccurs="0" maxOccurs="unbounded"/>
  </xs:sequence>
  <xs:anyAttribute namespace="##any" processContents="lax"/>
</xs:complexType>

<xs:complexType name="key-request-type">
  <xs:sequence>
    <xs:element name="transaction-ID" type="xs:integer"/>
    <xs:element name="relay-service-code" type="xs:integer"/>
    <xs:element name="SUCI" type="xs:string" minOccurs="0"/>
    <xs:element name="UP-PRUK-ID" type="xs:string" minOccurs="0"/>

```

```

    <xs:element name="Knrp-freshness-parameter-1" type="xs:hexBinary"/>
    <xs:element name="HPLMN" type="PLMN-type" minOccurs="0"/>
    <xs:element name="AUTS" type="xs:hexBinary" minOccurs="0"/>
    <xs:element name="RAND" type="xs:hexBinary" minOccurs="0"/>
    <xs:element name="anyExt" type="anyExtType" minOccurs="0"/>
    <xs:any namespace="##other" processContents="lax" minOccurs="0" maxOccurs="unbounded"/>
  </xs:sequence>
</xs:complexType>
<xs:complexType name="key-accept-type">
  <xs:sequence>
    <xs:element name="transaction-ID" type="xs:integer"/>
    <xs:element name="UP-PRUK-ID" type="xs:string"/>
    <xs:element name="Knrp" type="xs:hexBinary"/>
    <xs:element name="Knrp-freshness-parameter-2" type="xs:hexBinary"/>
    <xs:element name="GPI" type="xs:hexBinary" minOccurs="0"/>
    <xs:element name="anyExt" type="anyExtType" minOccurs="0"/>
    <xs:any namespace="##other" processContents="lax" minOccurs="0" maxOccurs="unbounded"/>
  </xs:sequence>
  <xs:anyAttribute namespace="##any" processContents="lax"/>
</xs:complexType>
<xs:complexType name="reject-type">
  <xs:sequence>
    <xs:element name="transaction-ID" type="xs:integer"/>
    <xs:element name="PC8-control-protocol-cause-value" type="xs:integer"/>
    <xs:element name="anyExt" type="anyExtType" minOccurs="0"/>
    <xs:any namespace="##other" processContents="lax" minOccurs="0" maxOccurs="unbounded"/>
  </xs:sequence>
  <xs:anyAttribute namespace="##any" processContents="lax"/>
</xs:complexType>
<!-- Complex types defined for Message-level -->
<xs:complexType name="PROSE_SECURITY_PARAM_REQUEST-type">
  <xs:sequence>
    <xs:element name="UNR-discovery-security-parameters-request" type="UNR-discovery-security-parameters-request-type" minOccurs="0" maxOccurs="unbounded"/>
    <xs:element name="anyExt" type="anyExtType" minOccurs="0"/>
    <xs:any namespace="##other" processContents="lax" minOccurs="0" maxOccurs="unbounded"/>
  </xs:sequence>
  <xs:anyAttribute namespace="##any" processContents="lax"/>
</xs:complexType>
<xs:complexType name="PROSE_SECURITY_PARAM_RESPONSE-type">
  <xs:sequence>
    <xs:element name="UNR-discovery-security-parameters-accept" type="UNR-discovery-security-parameters-accept-type" minOccurs="0" maxOccurs="unbounded"/>
    <xs:element name="UNR-discovery-security-parameters-reject" type="reject-type" minOccurs="0" maxOccurs="unbounded"/>
    <xs:element name="anyExt" type="anyExtType" minOccurs="0"/>
    <xs:any namespace="##other" processContents="lax" minOccurs="0" maxOccurs="unbounded"/>
  </xs:sequence>
  <xs:anyAttribute namespace="##any" processContents="lax"/>
</xs:complexType>
<xs:complexType name="PROSE_PRUK_REQUEST-type">
  <xs:sequence>
    <xs:element name="PRUK-request" type="PRUK-request-type" minOccurs="0" maxOccurs="unbounded"/>
    <xs:element name="anyExt" type="anyExtType" minOccurs="0"/>
    <xs:any namespace="##other" processContents="lax" minOccurs="0" maxOccurs="unbounded"/>
  </xs:sequence>
  <xs:anyAttribute namespace="##any" processContents="lax"/>
</xs:complexType>
<xs:complexType name="PROSE_PRUK_RESPONSE-type">
  <xs:sequence>
    <xs:element name="PRUK-accept" type="PRUK-accept-type" minOccurs="0" maxOccurs="unbounded"/>
    <xs:element name="PRUK-reject" type="reject-type" minOccurs="0" maxOccurs="unbounded"/>
    <xs:element name="anyExt" type="anyExtType" minOccurs="0"/>
    <xs:any namespace="##other" processContents="lax" minOccurs="0" maxOccurs="unbounded"/>
  </xs:sequence>
  <xs:anyAttribute namespace="##any" processContents="lax"/>
</xs:complexType>
<xs:complexType name="PROSE_KEY_REQUEST-type">
  <xs:sequence>

```

```

    <xs:element name="key-request" type="key-request-type" minOccurs="0" maxOccurs="unbounded" />
    <xs:element name="anyExt" type="anyExtType" minOccurs="0" />
    <xs:any namespace="##other" processContents="lax" minOccurs="0" maxOccurs="unbounded" />
  </xs:sequence>
  <xs:anyAttribute namespace="##any" processContents="lax" />
</xs:complexType>

<xs:complexType name="PROSE_KEY_RESPONSE-type">
  <xs:sequence>
    <xs:element name="key-accept" type="key-accept-type" minOccurs="0" maxOccurs="unbounded" />
    <xs:element name="key-reject" type="reject-type" minOccurs="0" maxOccurs="unbounded" />
    <xs:element name="anyExt" type="anyExtType" minOccurs="0" />
    <xs:any namespace="##other" processContents="lax" minOccurs="0" maxOccurs="unbounded" />
  </xs:sequence>
  <xs:anyAttribute namespace="##any" processContents="lax" />
</xs:complexType>

<!-- extension allowed -->
<xs:complexType name="DiscMsgExtType">
  <xs:sequence>
    <xs:any namespace="##any" processContents="lax" minOccurs="0" maxOccurs="unbounded" />
  </xs:sequence>
  <xs:anyAttribute namespace="##any" processContents="lax" />
</xs:complexType>

<!-- XML attribute for any future extensions -->
<xs:complexType name="anyExtType">
  <xs:sequence>
    <xs:any namespace="##any" processContents="lax" minOccurs="0" maxOccurs="unbounded" />
  </xs:sequence>
</xs:complexType>

<!-- Top level Security Message definition -->
<xs:element name="prose-security-message">
  <xs:complexType>
    <xs:choice>
      <xs:element name="PROSE_SECURITY_PARAM_REQUEST" type="PROSE_SECURITY_PARAM_REQUEST-type" />
      <xs:element name="PROSE_SECURITY_PARAM_RESPONSE" type="PROSE_SECURITY_PARAM_RESPONSE-type" />
      <xs:element name="PROSE_PRUK_REQUEST" type="PROSE_PRUK_REQUEST-type" />
      <xs:element name="PROSE_PRUK_RESPONSE" type="PROSE_PRUK_RESPONSE-type" />
      <xs:element name="PROSE_KEY_REQUEST" type="PROSE_KEY_REQUEST-type" />
      <xs:element name="PROSE_KEY_RESPONSE" type="PROSE_KEY_RESPONSE-type" />

      <xs:element name="message-ext" type="DiscMsgExtType" />
      <xs:any namespace="##other" processContents="lax" />
    </xs:choice>
  </xs:complexType>
</xs:element>
</xs:schema>

```

An entity receiving the XML body ignores any unknown XML element and any unknown XML attribute.

10.6.4 Semantics

10.6.4.1 General

The <prose-security-message> element is the root element of this XML document and it contains one of the following elements:

- a) a <PROSE_SECURITY_PARAM_REQUEST> element;
- b) a <PROSE_SECURITY_PARAM_RESPONSE> element;
- c) a <PROSE_PRUK_REQUEST> element;
- d) a <PROSE_PRUK_RESPONSE> element;
- e) a <PROSE_KEY_REQUEST> element;
- f) a <PROSE_KEY_RESPONSE> element;

- g) <message-ext> element containing other discovery message defined in future releases; or
- h) an element from other namespaces defined in future releases.

10.6.4.2 Semantics of <PROSE_SECURITY_PARAM_REQUEST> element

The <PROSE_SECURITY_PARAM_REQUEST> element contains:

- a) zero or more <UNR-discovery-security-parameters-request> elements which contain transactions sent from the UE to the 5G PKMF;
- b) zero or one <anyExt> element containing elements defined in future releases;
- c) zero or more elements from other namespaces defined in future releases; and
- d) zero or more attributes defined in future releases.

The <UNR-discovery-security-parameters-request> contains:

- a) a <transaction-ID> element containing the parameter defined in clause 11.6.2.1;
- b) a <requested-for> element;
- c) a <PC5-UE-security-capabilities> element containing the parameter defined in clause 11.6.2.4;
- d) a <relay-service-code> element containing the parameter defined in clause 11.6.2.10;
- e) zero or one <VPLMN-list> element;
- f) zero or one <model> element;
- g) zero or one <anyExt> element containing elements defined in future releases;
- h) zero or more elements from other namespaces defined in future releases; and
- i) zero or more attributes defined in future releases.

The <requested-for> element contains:

- a) the following:
 - 1) a <remote-UE> element indicating that the 5G ProSe UE-to-network relay discovery security parameters for 5G ProSe remote UE are requested;
 - 2) a <UNR> element indicating that the 5G ProSe UE-to-network relay discovery security parameters for 5G ProSe UE-to-network relay UE are requested; or
 - 3) both;
- b) zero or one <anyExt> element containing elements defined in future releases;
- c) zero or more elements from other namespaces defined in future releases; and
- d) zero or more attributes defined in future releases.

The <VPLMN-list> element contains:

- a) one or more <PLMN> elements;
- b) zero or one <anyExt> element containing elements defined in future releases;
- c) zero or more elements from other namespaces defined in future releases; and
- d) zero or more attributes defined in future releases.

The <PLMN> element contains:

- a) an <mcc> elements containing the parameter defined in clause 11.6.2.5;

- b) an <mnc> elements containing the parameter defined in clause 11.6.2.6;
- c) zero or one <anyExt> element containing elements defined in future releases;
- d) zero or more elements from other namespaces defined in future releases; and
- e) zero or more attributes defined in future releases.

The <model> element contains:

- a) a <model-A> elements indicating that security parameters are requested for 5G ProSe UE-to-network relay discovery over PC5 interface model A or an <model-B> elements indicating that security parameters are requested for 5G ProSe UE-to-network relay discovery over PC5 interface model B;
- b) zero or one <anyExt> element containing elements defined in future releases;
- c) zero or more elements from other namespaces defined in future releases; and
- d) zero or more attributes defined in future releases.

10.6.4.3 Semantics of <PROSE_SECURITY_PARAM_RESPONSE> element

The <PROSE_SECURITY_PARAM_RESPONSE> element sent from the 5G PKMF to the UE contains:

- a) zero or more <UNR-discovery-security-parameters-accept> elements which contain accepted transactions;
- b) zero or more <UNR-discovery-security-parameters-reject> elements which contain rejected transactions;
- c) zero or one <anyExt> element containing elements defined in future releases;
- d) zero or more elements from other namespaces defined in future releases; and
- e) zero or more attributes defined in future releases.

The <UNR-discovery-security-parameters-accept> contains:

- a) a <transaction-ID> element containing the parameter defined in clause 11.6.2.1;
- b) zero or more <security-parameters-for-remote-UE> element indicating the 5G ProSe UE-to-network relay discovery security parameters for 5G ProSe remote UE;
- c) zero or one <PC5-security-policies-for-remote-UE> element indicating the PC5 security policies for 5G ProSe remote UE;
- d) zero or one <security-parameters-for-UNR> element indicating the 5G ProSe UE-to-network relay discovery security parameters for 5G ProSe UE-to-network relay UE;
- e) zero or one <PC5-security-policies-for-UNR> element indicating the PC5 security policies for 5G ProSe UE-to-network relay UE;
- f) a <Current-Time> element containing the parameter defined in clause 11.6.2.7;
- g) a <Max-Offset> element containing the parameter defined in clause 11.6.2.8;
- h) zero or one <anyExt> element containing elements defined in future releases;
- i) zero or more elements from other namespaces defined in future releases; and
- j) zero or more attributes defined in future releases.

The <security-parameters-for-remote-UE> element and the <security-parameters-for-UNR> element contains:

- a) an <expiration-timer> element containing the parameter defined in clause 11.6.2.9;
- b) optionally a <code-receiving-security-parameters-for-model-A> element;
- c) optionally a <code-receiving-security-parameters-for-model-B> element;

- d) optionally a <code-sending-security-parameters-for-model-B> element;
- e) a <selected-PC5-ciphering-algorithm> element containing the parameter defined in clause 11.6.2.11;
- e1) a <PLMN-ID> element, only for the case of <security-parameters-for-remote-UE>, containing the parameter defined in clause 11.6.2.27;
- f) zero or one <anyExt> element containing elements defined in future releases;
- g) zero or more elements from other namespaces defined in future releases; and
- h) zero or more attributes defined in future releases.

The <code-receiving-security-parameters-for-model-A> element, the <code-sending-security-parameters-for-model-A> element, the <code-receiving-security-parameters-for-model-B> element and the <code-sending-security-parameters-for-model-B> element contain:

- a) optionally a <DUSK> element containing the parameter defined in clause 11.6.2.12;
- b) optionally a <DUIK> element containing the parameter defined in clause 11.6.2.13;
- c) optionally a <DUCK> element;
- d) zero or one <anyExt> element containing elements defined in future releases;
- e) zero or more elements from other namespaces defined in future releases; and
- f) zero or more attributes defined in future releases.

The <DUCK> element contains:

- a) a <discovery-user-confidentiality-key> element containing the parameter defined in clause 11.6.2.14;
- b) an <encrypted-bitmask> element containing the parameter defined in clause 11.6.2.15;
- c) zero or one <anyExt> element containing elements defined in future releases;
- d) zero or more elements from other namespaces defined in future releases; and
- e) zero or more attributes defined in future releases.

The <PC5-security-policies-for-remote-UE> element and the <PC5-security-policies-for-UNR> element contain:

- a) a <signalling-ciphering-policy> element containing the parameter defined in clause 11.6.2.17;
- b) a <user-plane-integrity-protection-policy> element containing the parameter defined in clause 11.6.2.18;
- c) a <user-plane-ciphering-policy> element containing the parameter defined in clause 11.6.2.19;
- d) zero or one <anyExt> element containing elements defined in future releases;
- e) zero or more elements from other namespaces defined in future releases; and
- f) zero or more attributes defined in future releases.

The <UNR-discovery-security-parameters-reject> element contains:

- a) a <transaction-ID> element containing the parameter defined in clause 11.6.2.1;
- b) a <PC8-control-protocol-cause-value> element containing the parameter defined in clause 11.6.2.20;
- c) zero or one <anyExt> element containing elements defined in future releases;
- d) zero or more elements from other namespaces defined in future releases; and
- e) zero or more attributes defined in future releases.

10.6.4.4 Semantics of <PROSE_PRUK_REQUEST>

The <PROSE_PRUK_REQUEST> element contains:

- a) zero or more <PRUK-request> elements which contain transactions sent from the UE to the 5G PKMF;
- b) zero or one <anyExt> element containing elements defined in future releases;
- c) zero or more elements from other namespaces defined in future releases; and
- d) zero or more attributes defined in future releases.

The <PRUK-request> element contains:

- a) a <transaction-ID> element containing the parameter defined in clause 11.6.2.1;
- b) zero or one <UP-PRUK-ID> element containing the parameter defined in clause 11.6.2.3;
- c) zero or one <anyExt> element containing elements defined in future releases;
- d) zero or more elements from other namespaces defined in future releases; and
- e) zero or more attributes defined in future releases;

10.6.4.5 Semantics of <PROSE_PRUK_RESPONSE>

The <PROSE_PRUK_RESPONSE> element contains:

- a) zero or more <PRUK-accept> elements which contain the accepted transactions;
- b) zero or more <PRUK-reject> elements which contain the rejected transactions;
- c) zero or one <anyExt> element containing elements defined in future releases;
- d) zero or more elements from other namespaces defined in future releases; and
- e) zero or more attributes defined in future releases.

The <PRUK-accept> element contains:

- a) a <transaction-ID> element containing the parameter defined in clause 11.6.2.1;
- b) a <UP-PRUK-ID> element containing the parameter defined in clause 11.6.2.3;
- c) a <UP-PRUK> element containing the parameter defined in clause 11.6.2.2;
- d) zero or one <anyExt> element containing elements defined in future releases;
- e) zero or more elements from other namespaces defined in future releases; and
- f) zero or more attributes defined in future releases.

The <PRUK-reject> element contains:

- a) a <transaction-ID> element containing the parameter defined in clause 11.6.2.1;
- b) a <PC8-control-protocol-cause-value> element containing the parameter defined in clause 11.6.2.20;
- c) zero or one <anyExt> element containing elements defined in future releases;
- d) zero or more elements from other namespaces defined in future releases; and
- e) zero or more attributes defined in future releases.

10.6.4.6 Semantics of <PROSE_KEY_REQUEST> element

The <PROSE_KEY_REQUEST> element contains:

- a) zero or more <key-request> elements which contain transactions sent from the UE to the 5G PKMF.
- b) zero or one <anyExt> element containing elements defined in future releases;
- c) zero or more elements from other namespaces defined in future releases; and
- d) zero or more attributes defined in future releases.

The <key-request> element contains:

- a) a <transaction-ID> element containing the parameter defined in clause 11.6.2.1;
- b) a <relay-service-code> element containing the parameter defined in clause 11.6.2.10;
- c) zero or one <SUCI> element containing the parameter defined in clause 11.6.2.21;
- d) zero or one <UP-PRUK-ID> element containing the parameter defined in clause 11.6.2.3;
- e) a <Knrp-freshness-parameter-1> element containing the parameter defined in clause 11.6.2.22;
- f) zero or one <HPLMN> element;
- g) zero or one <AUTS> element containing the parameter defined in clause 11.6.2.23;
- h) zero or one <RAND> element containing the parameter defined in clause 11.6.2.24;
- i) zero or one <anyExt> element containing elements defined in future releases;
- j) zero or more elements from other namespaces defined in future releases; and
- k) zero or more attributes defined in future releases.

The <HPLMN> element contains:

- a) an <mcc> elements containing the parameter defined in clause 11.6.2.5;
- b) an <mnc> elements containing the parameter defined in clause 11.6.2.6;
- c) zero or one <anyExt> element containing elements defined in future releases;
- d) zero or more elements from other namespaces defined in future releases; and
- e) zero or more attributes defined in future releases.

10.6.4.7 Semantics of <PROSE_KEY_RESPONSE> element

The <PROSE_KEY_RESPONSE> element sent from the 5G PKMF to the UE contains:

- a) zero or more <key-accept> elements which contain accepted transactions;
- b) zero or more <key-reject> elements which contain rejected transactions;
- c) zero or one <anyExt> element containing elements defined in future releases;
- d) zero or more elements from other namespaces defined in future releases; and
- e) zero or more attributes defined in future releases.

The <key-accept> contains:

- a) a <transaction-ID> element containing the parameter defined in clause 11.6.2.1;
- b) a <UP-PRUK-ID> element containing the parameter defined in clause 11.6.2.3;
- c) a <Knrp> element containing the parameter defined in clause 11.6.2.25;
- d) a <Knrp-freshness-parameter-2> element containing the parameter defined in clause 11.6.2.26;

- e) zero or one <GPI> element containing the parameter defined in clause 11.6.2.16;
- f) zero or one <anyExt> element containing elements defined in future releases;
- g) zero or more elements from other namespaces defined in future releases; and
- h) zero or more attributes defined in future releases.

The <key-reject> element contains:

- a) a <transaction-ID> element containing the parameter defined in clause 11.6.2.1;
- b) a <PC8-control-protocol-cause-value> element containing the parameter defined in clause 11.6.2.20;
- c) zero or one <anyExt> element containing elements defined in future releases;
- d) zero or more elements from other namespaces defined in future releases; and
- e) zero or more attributes defined in future releases.

10.7 Messages transmitted over the PC3ach interface

10.7.1 General

This clause defines XML schema and MIME type related to messages transmitted over the PC3ach interface.

10.7.2 application/vnd.3gpp-prose-pc3ach+xml

The MIME type is used to carry information related to message transmitted over the PC3ach interface. It shall be coded as an XML document compliant to the XML schema in clause 10.7.3 containing one of the following messages:

- PROSE_USAGE_INFORMATION_REPORT_LIST; or
- PROSE_USAGE_INFORMATION_REPORT_LIST_RESPONSE.

Each of those messages is presented in the XML document as an XML element named after the corresponding message.

10.7.3 XML Schema

```
<?xml version="1.0" encoding="UTF-8"?>
<xs:schema xmlns:xs="http://www.w3.org/2001/XMLSchema"
  xmlns="urn:3GPP:ns:5GProSe:PC3ach:2022"
  elementFormDefault="qualified"
  targetNamespace="urn:3GPP:ns:5GProSe:PC3ach:2022">

  <xs:annotation>
    <xs:documentation>
      Syntax of messages transmitted over the PC3ach interface
    </xs:documentation>
  </xs:annotation>

  <!-- Types defined for parameters with complicate structure -->
  <xs:simpleType name="IPAddress-type">
    <xs:restriction base="xs:string"/>
  </xs:simpleType>

  <xs:simpleType name="Layer2Id-type">
    <xs:restriction base="xs:hexBinary"/>
  </xs:simpleType>

  <xs:simpleType name="NCGI-type">
    <xs:restriction base="xs:hexBinary"/>
  </xs:simpleType>

  <xs:simpleType name="AppSpecificInfo-type">
    <xs:restriction base="xs:hexBinary"/>
  </xs:simpleType>
```

```

<xs:simpleType name="RadioResourcesIndicator-type">
  <xs:restriction base="xs:integer" />
</xs:simpleType>

<xs:simpleType name="RadioFrequency-type">
  <xs:restriction base="xs:hexBinary" />
</xs:simpleType>

<!-- XML attribute for any future extensions -->
<xs:complexType name="anyExtType">
  <xs:sequence>
    <xs:any namespace="##any" processContents="lax" minOccurs="0" maxOccurs="unbounded" />
  </xs:sequence>
</xs:complexType>

<xs:complexType name="UsageInformationReportList-Info">
  <xs:sequence>
    <xs:element name="transaction-ID" type="xs:integer" />
    <xs:element name="usage-information-report" type="UsageInformationReport-Info"
      minOccurs="1" maxOccurs="unbounded" />
    <xs:element name="app-specific-info" type="AppSpecificInfo-type" minOccurs="0"
maxOccurs="unbounded" />
    <xs:element name="anyExt" type="anyExtType" minOccurs="0" />
    <xs:any namespace="##other" processContents="lax" minOccurs="0" maxOccurs="unbounded" />
  </xs:sequence>
  <xs:anyAttribute namespace="##any" processContents="lax" />
</xs:complexType>

<xs:complexType name="UsageInformationReport-Info">
  <xs:sequence>
    <xs:element name="coverage" type="Coverage-info" minOccurs="0" maxOccurs="unbounded" />
    <xs:element name="group" type="Group-info" minOccurs="0" maxOccurs="unbounded" />
    <xs:element name="unicast" type="Unicast-info" minOccurs="0" maxOccurs="unbounded" />
    <xs:element name="radio-parameter-set" type="RadioParameterSet-info" minOccurs="0"
maxOccurs="unbounded" />
    <xs:element name="anyExt" type="anyExtType" minOccurs="0" />
    <xs:any namespace="##other" processContents="lax" minOccurs="0" maxOccurs="unbounded" />
  </xs:sequence>
  <xs:attribute name="sequence-number" type="xs:integer" />
  <xs:anyAttribute namespace="##any" processContents="lax" />
</xs:complexType>

<xs:complexType name="Coverage-info">
  <xs:sequence>
    <xs:element name="location" type="Location-info" minOccurs="0" maxOccurs="unbounded" />
    <xs:element name="anyExt" type="anyExtType" minOccurs="0" />
    <xs:any namespace="##other" processContents="lax" minOccurs="0" maxOccurs="unbounded" />
  </xs:sequence>
  <xs:attribute name="in-coverage" type="xs:boolean" />
  <xs:attribute name="timestamp" type="xs:dateTime" use="optional" />
  <xs:anyAttribute namespace="##any" processContents="lax" />
</xs:complexType>

<xs:complexType name="Location-info">
  <xs:sequence>
    <xs:element name="anyExt" type="anyExtType" minOccurs="0" />
    <xs:any namespace="##other" processContents="lax" minOccurs="0" maxOccurs="unbounded" />
  </xs:sequence>
  <xs:attribute name="NCGI" type="NCGI-type" use="optional" />
  <xs:attribute name="timestamp" type="xs:dateTime" use="optional" />
  <xs:anyAttribute namespace="##any" processContents="lax" />
</xs:complexType>

<xs:complexType name="RadioParameterSet-info">
  <xs:sequence>
    <xs:element name="anyExt" type="anyExtType" minOccurs="0" />
    <xs:any namespace="##other" processContents="lax" minOccurs="0" maxOccurs="unbounded" />
  </xs:sequence>
  <xs:attribute name="timestamp" type="xs:dateTime" use="required" />
  <xs:attribute name="params" type="xs:hexBinary" />
  <xs:anyAttribute namespace="##any" processContents="lax" />
</xs:complexType>

<xs:complexType name="Group-info">
  <xs:sequence>
    <xs:element name="UE-source-IP-address" type="IPAddress-type" />
    <xs:element name="UE-source-layer2-id" type="Layer2Id-type" />
    <xs:element name="transmitter" type="Transmitter-info" minOccurs="0" maxOccurs="unbounded" />
  </xs:sequence>

```

```

    <xs:element name="transmission" type="Transmission-info" minOccurs="0" maxOccurs="unbounded"/>
    <xs:element name="reception" type="Reception-info" minOccurs="0" maxOccurs="unbounded"/>
    <xs:element name="anyExt" type="anyExtType" minOccurs="0"/>
    <xs:element name="qos-flow" type="QoSFlow-info" minOccurs="0" maxOccurs="unbounded"/>
    <xs:any namespace="##other" processContents="lax" minOccurs="0" maxOccurs="unbounded"/>
  </xs:sequence>
  <xs:attribute name="prose-layer2-group-ID" type="Layer2Id-type"/>
  <xs:attribute name="prose-group-IP-multicast-address" type="IPAddress-type"/>
  <xs:attribute name="first-transmission-timestamp" type="xs:dateTime" use="optional"/>
  <xs:attribute name="first-reception-timestamp" type="xs:dateTime" use="optional"/>
  <xs:anyAttribute namespace="##any" processContents="lax"/>
</xs:complexType>

<xs:complexType name="Unicast-info">
  <xs:sequence>
    <xs:element name="UE-source-IP-address" type="IPAddress-type"/>
    <xs:element name="UE-source-layer2-id" type="Layer2Id-type"/>
    <xs:element name="transmitter" type="Transmitter-info" minOccurs="0" maxOccurs="unbounded"/>
    <xs:element name="receiver" type="Receiver-info" minOccurs="0" maxOccurs="unbounded"/>
    <xs:element name="transmission" type="Transmission-info" minOccurs="0" maxOccurs="unbounded"/>
    <xs:element name="reception" type="Reception-info" minOccurs="0" maxOccurs="unbounded"/>
    <xs:element name="relay-UE" type="RelayUE-info" minOccurs="0" maxOccurs="unbounded"/>
    <xs:element name="relay" type="Relay-info" minOccurs="0" maxOccurs="unbounded"/>
    <xs:element name="qos-flow" type="QoSFlow-info" minOccurs="0" maxOccurs="unbounded"/>
    <xs:element name="anyExt" type="anyExtType" minOccurs="0"/>
    <xs:any namespace="##other" processContents="lax" minOccurs="0" maxOccurs="unbounded"/>
  </xs:sequence>
  <xs:attribute name="first-transmission-timestamp" type="xs:dateTime" use="optional"/>
  <xs:attribute name="first-reception-timestamp" type="xs:dateTime" use="optional"/>
  <xs:anyAttribute namespace="##any" processContents="lax"/>
</xs:complexType>

<xs:complexType name="Transmitter-info">
  <xs:sequence>
    <xs:element name="anyExt" type="anyExtType" minOccurs="0"/>
    <xs:any namespace="##other" processContents="lax" minOccurs="0" maxOccurs="unbounded"/>
  </xs:sequence>
  <xs:attribute name="source-IP-address" type="IPAddress-type"/>
  <xs:attribute name="source-layer2-id" type="Layer2Id-type"/>
  <xs:anyAttribute namespace="##any" processContents="lax"/>
</xs:complexType>

<xs:complexType name="Transmission-info">
  <xs:sequence>
    <xs:element name="anyExt" type="anyExtType" minOccurs="0"/>
    <xs:any namespace="##other" processContents="lax" minOccurs="0" maxOccurs="unbounded"/>
  </xs:sequence>
  <xs:attribute name="in-coverage" type="xs:boolean"/>
  <xs:attribute name="NCGI" type="NCGI-type" use="optional"/>
  <xs:attribute name="amount" type="xs:integer"/>
  <xs:attribute name="timestamp" type="xs:dateTime" use="optional"/>
  <xs:attribute name="radio-resources-ind" type="RadioResourcesIndicator-type" use="optional"/>
  <xs:attribute name="radio-frequency" type="RadioFrequency-type" use="optional"/>
  <xs:anyAttribute namespace="##any" processContents="lax"/>
</xs:complexType>

<xs:complexType name="Reception-info">
  <xs:sequence>
    <xs:element name="anyExt" type="anyExtType" minOccurs="0"/>
    <xs:any namespace="##other" processContents="lax" minOccurs="0" maxOccurs="unbounded"/>
  </xs:sequence>
  <xs:attribute name="in-coverage" type="xs:boolean"/>
  <xs:attribute name="NCGI" type="NCGI-type" use="optional"/>
  <xs:attribute name="amount" type="xs:integer"/>
  <xs:attribute name="timestamp" type="xs:dateTime" use="optional"/>
  <xs:attribute name="radio-resources-ind" type="RadioResourcesIndicator-type" use="optional"/>
  <xs:attribute name="radio-frequency" type="RadioFrequency-type" use="optional"/>
  <xs:anyAttribute namespace="##any" processContents="lax"/>
</xs:complexType>

<xs:complexType name="Receiver-info">
  <xs:sequence>
    <xs:element name="anyExt" type="anyExtType" minOccurs="0"/>
    <xs:any namespace="##other" processContents="lax" minOccurs="0" maxOccurs="unbounded"/>
  </xs:sequence>
  <xs:attribute name="target-IP-address" type="IPAddress-type"/>
  <xs:attribute name="target-layer2-id" type="Layer2Id-type"/>
  <xs:anyAttribute namespace="##any" processContents="lax"/>

```



```
</xs:complexType>

<xs:complexType name="RelayUE-info">
  <xs:sequence>
    <xs:element name="anyExt" type="anyExtType" minOccurs="0"/>
    <xs:any namespace="##other" processContents="lax" minOccurs="0" maxOccurs="unbounded"/>
  </xs:sequence>
  <xs:attribute name="relay-UE-IP-address" type="IPAddress-type"/>
  <xs:attribute name="relay-UE-layer2-id" type="Layer2Id-type"/>
  <xs:anyAttribute namespace="##any" processContents="lax"/>
</xs:complexType>

<xs:complexType name="Relay-info">
  <xs:sequence>
    <xs:element name="anyExt" type="anyExtType" minOccurs="0"/>
    <xs:any namespace="##other" processContents="lax" minOccurs="0" maxOccurs="unbounded"/>
  </xs:sequence>
  <xs:attribute name="NCGI" type="NCGI-type" use="optional"/>
  <xs:attribute name="amount" type="xs:integer"/>
  <xs:attribute name="timestamp" type="xs:dateTime" use="optional"/>
  <xs:attribute name="radio-resources-ind" type="RadioResourcesIndicator-type" use="optional"/>
  <xs:attribute name="radio-frequency" type="RadioFrequency-type" use="optional"/>
  <xs:anyAttribute namespace="##any" processContents="lax"/>
</xs:complexType>

<xs:complexType name="QoSFlow-info">
  <xs:sequence>
    <xs:element name="qos-parameter-set" type="QoSParameterSet-info" minOccurs="0"
maxOccurs="unbounded"/>
    <xs:element name="anyExt" type="anyExtType" minOccurs="0"/>
    <xs:any namespace="##other" processContents="lax" minOccurs="0" maxOccurs="unbounded"/>
  </xs:sequence>
  <xs:attribute name="timestamp" type="xs:dateTime" use="optional"/>
  <xs:attribute name="qos-flow-id" type="xs:hexBinary" minOccurs="0" maxOccurs="unbounded"/>
  <xs:attribute name="amount" type="xs:integer"/>
  <xs:anyAttribute namespace="##any" processContents="lax"/>
</xs:complexType>

<xs:complexType name="QoSParameterSet-info">
  <xs:sequence>
    <xs:element name="anyExt" type="anyExtType" minOccurs="0"/>
    <xs:any namespace="##other" processContents="lax" minOccurs="0" maxOccurs="unbounded"/>
  </xs:sequence>
  <xs:attribute name="pqi" type="xs:hexBinary"/>
  <xs:attribute name="gfbr" type="xs:hexBinary"/>
  <xs:attribute name="mfbr" type="xs:hexBinary"/>
  <xs:attribute name="averaging-window" type="xs:hexBinary"/>
  <xs:attribute name="Resource-type" type="xs:hexBinary"/>
  <xs:attribute name="default-priority-level" type="xs:hexBinary"/>
  <xs:attribute name="packet-delay-budget" type="xs:hexBinary"/>
  <xs:attribute name="packet-error-rate" type="xs:hexBinary"/>
  <xs:attribute name="default-maximum-data-burst-volume" type="xs:hexBinary"/>
  <xs:anyAttribute namespace="##any" processContents="lax"/>
</xs:complexType>

<xs:complexType name="UsageInformationReportListResponse-Info">
  <xs:sequence>
    <xs:element name="response-accept" type="UsageInformationReportListResponseAccept-Info"
minOccurs="0"/>
    <xs:element name="response-reject" type="UsageInformationReportListResponseReject-Info"
minOccurs="0"/>
    <xs:element name="anyExt" type="anyExtType" minOccurs="0"/>
    <xs:any namespace="##other" processContents="lax" minOccurs="0" maxOccurs="unbounded"/>
  </xs:sequence>
  <xs:anyAttribute namespace="##any" processContents="lax"/>
</xs:complexType>

<xs:complexType name="UsageInformationReportListResponseAccept-Info">
  <xs:sequence>
    <xs:element name="transaction-ID" type="xs:integer"/>
    <xs:element name="anyExt" type="anyExtType" minOccurs="0"/>
    <xs:any namespace="##other" processContents="lax" minOccurs="0" maxOccurs="unbounded"/>
  </xs:sequence>
  <xs:anyAttribute namespace="##any" processContents="lax"/>
</xs:complexType>

<xs:complexType name="UsageInformationReportListResponseReject-Info">
  <xs:sequence>
```

```

    <xs:element name="transaction-ID" type="xs:integer" />
    <xs:element name="cause-value" type="xs:integer" />
    <xs:element name="anyExt" type="anyExtType" minOccurs="0" />
    <xs:any namespace="##other" processContents="lax" minOccurs="0" maxOccurs="unbounded" />
  </xs:sequence>
  <xs:anyAttribute namespace="##any" processContents="lax" />
</xs:complexType>

<xs:element name="prose-pC3ach-message">
  <xs:complexType>
    <xs:choice>
      <xs:element name="PROSE_USAGE_INFORMATION_REPORT_LIST" type="UsageInformationReportList-
Info" />
      <xs:element name="PROSE_USAGE_INFORMATION_REPORT_LIST_RESPONSE"
type="UsageInformationReportListResponse-Info" />
      <xs:element name="anyExt" type="anyExtType" />
      <xs:any namespace="##other" processContents="lax" />
    </xs:choice>
    <xs:anyAttribute namespace="##any" processContents="lax" />
  </xs:complexType>
</xs:element>
</xs:schema>

```

10.7.4 Semantics

10.7.4.1 General

The <prose-pC3ach-message> element is the root element of this XML document.

The <prose-pC3ach-message> element contains one of the following:

- <PROSE_USAGE_INFORMATION_REPORT_LIST> element;
- <PROSE_USAGE_INFORMATION_REPORT_LIST_RESPONSE> element;
- <anyExt> element containing elements defined in future releases; or
- one or more elements from other namespace defined in future releases.

The <prose-pC3ach-message> element contains zero, one or more attributes defined in future releases.

10.7.4.2 Semantics of <PROSE_USAGE_INFORMATION_REPORT_LIST>

The <PROSE_USAGE_INFORMATION_REPORT_LIST> element contains:

- a <transaction-ID> element containing the parameter defined in clause 11.6.2.1;
- one or more <usage-information-report> elements;
- zero, one or more <app-specific-info> element;
- zero or one <anyExt> element containing elements defined in future releases;
- zero, one or more elements from other namespaces defined in future releases; and
- zero, one or more attributes defined in future releases.

The <usage-information-report> element carries one usage information report. The <usage-information-report> element contains:

- mandatory "sequence-number" attribute containing the parameter defined in clause 11.6.2.2;
- zero, one or more <coverage> elements;
- zero, one or more <group> element;
- zero, one or more <unicast> element;

- e) zero, one or more <radio-parameter-set> elements;
- f) zero or one <anyExt> element containing elements defined in future releases;
- g) zero, one or more elements from other namespaces defined in future releases; and
- h) zero, one or more attributes defined in future releases.

The <coverage> element carries information whether the UE was in NG-RAN coverage or out of NG-RAN coverage. The <coverage> element contains:

- a) mandatory "in-coverage" attribute containing the parameter defined in clause 11.6.2.3;
- b) optional "timestamp" attribute containing the parameter defined in clause 11.6.2.7 indicating date and time when the information given in the element start being valid;
- c) if the UE was in NG-RAN coverage, zero, one or more <location> elements;
- d) zero or one <anyExt> element containing elements defined in future releases;
- e) zero, one or more elements from other namespaces defined in future releases; and
- f) zero, one or more attributes defined in future releases.

The <location> element carries information about an NG-RAN cell where the UE was camping on or which the UE used in the 5GMM-CONNECTED mode. The <location> element contains:

- a) an optional "NCGI" attribute containing the parameter defined in clause 11.6.2.4;
- b) an optional "timestamp" attribute containing the parameter defined in clause 11.6.2.7 indicating date and time when the information given in the element start being valid;
- c) zero or one <anyExt> element containing elements defined in future releases;
- d) zero, one or more elements from other namespaces defined in future releases; and
- e) zero, one or more attributes defined in future releases.

The <radio-parameter-set> element carries information about the configured radio parameters for the ProSe direct communication applicable in the geographical area of the UE. The <radio-parameter-set> element contains:

- a) a mandatory "params" attribute containing the parameter defined in clause 11.6.2.5;
- b) a mandatory "timestamp" attribute containing the parameter defined in clause 11.6.2.7 indicating date and time when the information given in the element start being valid;
- c) zero or one <anyExt> element containing elements defined in future releases;
- d) zero, one or more elements from other namespaces defined in future releases; and
- e) zero, one or more attributes defined in future releases.

The <group> element carries information about a 5G ProSe group. The <group> element contains:

- a) a mandatory "prose-layer2-group-ID" attribute containing the parameter defined in clause 11.6.2.8;
- b) a mandatory "prose-group-IP-multicast-address" attribute containing the parameter defined in clause 11.6.2.10;
- c) an optional "first-transmission-timestamp" attribute containing the parameter defined in clause 11.6.2.7 indicating date and time of the first transmission to the ProSe Group IP multicast address in the collection period;
- d) an optional "first-reception-timestamp" attribute containing the parameter defined in clause 11.6.2.7 indicating date and time of the first reception from the ProSe Group IP multicast address in the collection period;
- e) a <UE-source-IP-address> element containing the parameter defined in clause 11.6.2.10, of the UE;
- f) a <UE-source-layer2-id> element containing the parameter defined in clause 11.6.2.11, of the UE;

- g) zero, one or more <transmitter> element;
- h) zero, one or more <transmission> element;
- i) zero, one or more <reception> element;
- j) zero, one or more <qos-flow> elements;
- k) zero or one <anyExt> element containing elements defined in future releases;
- l) zero, one or more elements from other namespaces defined in future releases; and
- m) zero, one or more attributes defined in future releases.

The <unicast> element carries information about an unicast mode 5G ProSe direct communication. The <unicast> element contains:

- a) an optional "first-transmission-timestamp" attribute containing the parameter defined in clause 11.6.2.7 indicating date and time of the first transmission in the unicast mode 5G ProSe direct communication in the collection period;
- b) an optional "first-reception-timestamp" attribute containing the parameter defined in clause 11.6.2.7 indicating date and time of the first reception in the unicast mode 5G ProSe direct communication in the collection period;
- c) a <UE-source-IP-address> element containing the parameter defined in clause 11.6.2.10, of the UE;
- d) a <UE-source-layer2-id> element containing the parameter defined in clause 11.6.2.11, of the UE;
- e) zero, one or more <transmitter> element;
- f) zero, one or more <receiver> element;
- g) zero, one or more <transmission> element;
- h) zero, one or more <reception> element;
- i) zero, one or more <relay-UE> element;
- j) zero, one or more <relay> element;
- k) zero, one or more <qos-flow> elements;
- l) zero or one <anyExt> element containing elements defined in future releases;
- m) zero, one or more elements from other namespaces defined in future releases; and
- n) zero, one or more attributes defined in future releases.

The <transmitter> element carries information about a transmitter in a 5G ProSe group or in an unicast mode 5G ProSe direct communication. The <transmitter> element contains:

- a) a mandatory "source-IP-address" attribute containing the parameter defined in clause 11.6.2.10, of the transmitter;
- b) a mandatory "source-layer2-id" attribute containing the parameter defined in clause 11.6.2.11, of the transmitter;
- c) zero or one <anyExt> element containing elements defined in future releases;
- d) zero, one or more elements from other namespaces defined in future releases; and
- e) zero, one or more attributes defined in future releases.

The <receiver> element carries information about a receiver in an unicast mode 5G ProSe direct communication. The <receiver> element contains:

- a) a mandatory "target-IP-address" attribute containing the parameter defined in clause 11.6.2.10, of the receiver;
- b) a mandatory "target-layer2-id" attribute containing the parameter defined in clause 11.6.2.11, of the receiver;

- c) zero or one <anyExt> element containing elements defined in future releases;
- d) zero, one or more elements from other namespaces defined in future releases; and
- e) zero, one or more attributes defined in future releases.

The <transmission> element carries information about a transmission in a ProSe group or in an unicast mode 5G ProSe direct communication. The <transmission> element contains:

- a) a mandatory "in-coverage" attribute containing the parameter defined in clause 11.6.2.3;
- b) if the UE was in NG-RAN coverage when transmitting the data, an optional "NCGI" attribute containing the parameter defined in clause 11.6.2.5, indicating NG-RAN Cell Global Identification of the NG-RAN cell where the UE was camping on or which the UE used in the 5GMM-CONNECTED mode when transmitting the data;
- c) if the UE was in NG-RAN coverage and the "NCGI" attribute is included:
 - 1) a mandatory "amount" attribute containing the parameter defined in clause 11.6.2.12 indicating the amount of octets transmitted to the ProSe group or in an unicast mode 5G ProSe direct communication:
 - when the UE was camping on a cell identified by the "NCGI" attribute when transmitting the data; or
 - when the UE used in the 5GMM-CONNECTED mode a cell identified by the "NCGI" attribute when transmitting the data; and
 - 2) an optional "timestamp" attribute containing the parameter defined in clause 11.6.2.7 indicating date and time of the first transmission in the NG-RAN cell;
- d) if the UE was in NG-RAN coverage and the "NCGI" attribute is not included:
 - 1) a mandatory "amount" attribute containing the parameter defined in clause 11.6.2.12 indicating the amount of octets transmitted to the ProSe group or in an unicast mode 5G ProSe direct communication during the in NG-RAN coverage period; and
 - 2) an optional "timestamp" attribute containing the parameter defined in clause 11.6.2.7 indicating date and time of the first transmission during the in NG-RAN coverage period;
- e) if the UE was out of NG-RAN coverage:
 - 1) a mandatory "amount" attribute containing the parameter defined in clause 11.6.2.12 indicating the amount of octets transmitted to the ProSe group or in an unicast mode 5G ProSe direct communication during the out of NG-RAN coverage period; and
 - 2) an optional "timestamp" attribute containing the parameter defined in clause 11.6.2.7 indicating date and time of the first transmission during the out of NG-RAN coverage period;
- f) an optional "radio-resources-ind" attribute containing the parameter defined in clause 11.6.2.13;
- g) an optional "radio-frequency" attribute containing the parameter defined in clause 11.6.2.14;
- h) zero or one <anyExt> element containing elements defined in future releases;
- i) zero, one or more elements from other namespaces defined in future releases; and
- j) zero, one or more attributes defined in future releases.

The <reception> element carries information about a reception in a ProSe group or in an unicast mode 5G ProSe direct communication. The <reception> element contains:

- a) a mandatory "in-coverage" attribute containing the parameter defined in clause 11.6.2.3 indicating whether the UE was in NG-RAN coverage when receiving the data;
- b) if the UE was in NG-RAN coverage when receiving the data, an optional "NCGI" attribute containing the parameter defined in clause 11.6.2.4 indicating NG-RAN Cell Global Identification of the NG-RAN cell where the UE was camping on or which the UE used in the 5GMM-CONNECTED mode when receiving the data;
- c) if the UE was in NG-RAN coverage and the "NCGI" attribute is included:

- 1) a mandatory "amount" attribute containing the parameter defined in clause 11.6.2.12 indicating the amount of octets received from the ProSe group or in an unicast mode 5G ProSe direct communication:
 - when the UE was camping on a cell identified by the "NCGI" attribute when receiving the data; or
 - when the UE used in the 5GMM-CONNECTED mode a cell identified by the "NCGI" attribute when receiving the data; and
 - 2) an optional "timestamp" attribute containing the parameter defined in clause 11.6.2.7 indicating date and time of the first reception in the NG-RAN cell;
- d) if the UE was in NG-RAN coverage and the "NCGI" attribute is not included:
- 1) a mandatory "amount" attribute containing the parameter defined in clause 11.6.2.12 indicating the amount of octets received from the ProSe group or in an unicast mode 5G ProSe direct communication during the in NG-RAN coverage period: and
 - 2) an optional "timestamp" attribute containing the parameter defined in clause 11.6.2.7 indicating date and time of the first reception during the in NG-RAN coverage period;
- e) if the UE was out of NG-RAN coverage:
- 1) a mandatory "amount" attribute containing the parameter defined in clause 11.6.2.12 indicating the amount of octets received from the ProSe group or in an unicast mode 5G ProSe direct communication during the out of NG-RAN coverage period; and
 - 2) an optional "timestamp" attribute containing the parameter defined in clause 11.6.2.7 indicating date and time of the first reception during the out of NG-RAN coverage period;
- f) an optional "radio-resources-ind" attribute containing the parameter defined in clause 11.6.2.13;
- g) an optional "radio-frequency" attribute containing the parameter defined in clause 11.6.2.14;
- h) zero or one <anyExt> element containing elements defined in future releases;
- i) zero, one or more elements from other namespaces defined in future releases; and
- j) zero, one or more attributes defined in future releases.

The <relay-UE> element carries information about a 5G ProSe UE-to-network relay UE. The <relay-UE> element contains:

- a) a mandatory "relay-UE-IP-address" attribute containing the parameter defined in clause 11.6.2.10, of the 5G ProSe UE-to-network relay UE;
- b) a mandatory "relay-UE-id" attribute containing the parameter defined in clause 11.6.2.11, of the 5G ProSe UE-to-network relay UE;
- c) zero or one <anyExt> element containing elements defined in future releases;
- d) zero, one or more elements from other namespaces defined in future releases; and
- e) zero, one or more attributes defined in future releases.

The <relay> element carries information about a data relay in an unicast mode 5G ProSe direct communication between the 5G ProSe remote UE and the 5G ProSe UE-to-network relay UE,. The <relay> element contains:

- a) a mandatory "NCGI" attribute containing the parameter defined in clause 11.6.2.4, indicating NG-RAN Cell Global Identification of the NG-RAN cell where the UE was camping on or which the UE used in the 5GMM-CONNECTED mode when relaying the data;
- b) a mandatory "amount" attribute containing the parameter defined in clause 11.6.2.12 indicating the amount of octets relayed by the UE used in the 5GMM-CONNECTED mode a cell identified by the "NCGI" attribute when relaying the data;
- c) a mandatory "timestamp" attribute containing the parameter defined in clause 11.6.2.7 indicating date and time of the first data relay in the NG-RAN cell;

- d) an optional "radio-resources-ind" attribute containing the parameter defined in clause 11.6.2.13;
- e) an optional "radio-frequency" attribute containing the parameter defined in clause 11.6.2.14;
- f) zero or one <anyExt> element containing elements defined in future releases;
- g) zero, one or more elements from other namespaces defined in future releases; and
- h) zero, one or more attributes defined in future releases.

The <app-specific-info> element contains an application specific data received from upper layers during the collection period.

The <qos-flow> element carries information of PC5 QoS flows used by the UE for 5G ProSe direct communication. The <qos-flow> element contains:

- a) a mandatory "qos-flow-id" attribute containing the parameter defined in clause 11.6.2.15;
- b) zero, one or more "<qos-parameter-set>" element;
- c) an optional "timestamp" attribute containing the parameter defined in clause 11.6.2.7 indicating date and time when the information given in the element start being valid;
- d) an optional "timestamp" attribute containing the parameter defined in clause 11.6.2.7 indicating date and time when the information given in the element stop being valid;
- e) a mandatory "amount" attribute containing the parameter defined in clause 11.6.2.12 indicating the amount of octets of the QoS flow transmitted or received;
- f) zero or one <anyExt> element containing elements defined in future releases;
- g) zero, one or more elements from other namespaces defined in future releases; and
- h) zero, one or more attributes defined in future releases.

The <qos-parameter-set> element carries information of QoS parameters for the PC5 QoS flows used by the UE for 5G ProSe direct communication. The <qos-parameter-set> element contains:

- a) a mandatory "pqi" attribute containing the parameter defined in clause 11.6.2.16;
- b) an optional "gfbr" attribute containing the parameter defined in clause 11.6.2.17;
- c) an optional "mfbr" attribute containing the parameter defined in clause 11.6.2.18;
- d) an optional "averaging-window" attribute containing the parameter defined in clause 11.6.2.19;
- e) an optional "Resource-type" attribute containing the parameter defined in clause 11.6.2.20;
- f) an optional "default-priority-level" attribute containing the parameter defined in clause 11.6.2.21;
- g) an optional "packet-delay-budget" attribute containing the parameter defined in clause 11.6.2.22;
- h) an optional "packet-error-rate" attribute containing the parameter defined in clause 11.6.2.23;
- i) an optional "default-maximum-data-burst-volume" attribute containing the parameter defined in clause 11.6.2.24;
- j) zero or one <anyExt> element containing elements defined in future releases;
- k) zero, one or more elements from other namespaces defined in future releases; and
- l) zero, one or more attributes defined in future releases.

10.7.4.3 Semantics of <PROSE_USAGE_INFORMATION_REPORT_LIST_RESPONSE>

The <PROSE_USAGE_INFORMATION_REPORT_LIST_RESPONSE> element contains:

- a) one of <response-accept> element and <response-reject> element;
- b) zero or one <anyExt> element containing elements defined in future releases;
- c) zero, one or more elements from other namespaces defined in future releases; and
- d) zero, one or more attributes defined in future releases.

The <response-accept> element indicates that a related PROSE_USAGE_INFORMATION_REPORT_LIST message was accepted. The <response-accept> element contains:

- a) <transaction-ID> element containing the parameter defined in clause 11.6.2.1 indicating the value of the transaction ID of the related PROSE_USAGE_INFORMATION_REPORT_LIST message;
- b) zero or one <anyExt> element containing elements defined in future releases;
- c) zero, one or more elements from other namespaces defined in future releases; and
- d) zero, one or more attributes defined in future releases.

The <response-reject> element indicates that a related PROSE_USAGE_INFORMATION_REPORT_LIST message was rejected. The <response-reject> element contains:

- a) <transaction-ID> element containing the parameter defined in clause 11.6.2.1 indicating the value of the transaction ID of the related PROSE_USAGE_INFORMATION_REPORT_LIST message;
- b) <cause-value> element containing the parameter defined in clause 11.6.2.6;
- c) zero or one <anyExt> element containing elements defined in future releases;
- d) zero, one or more elements from other namespaces defined in future releases; and
- e) zero, one or more attributes defined in future releases.

11 Information elements coding

11.1 Overview

This clause contains general message format and information elements coding for the messages used in the procedures described in the present document.

11.2 5G ProSe direct discovery message formats

11.2.1 ProSe direct discovery PC5 message type

This parameter is used to indicate the type of ProSe direct discovery message over PC5 interface.

This parameter is coded as shown in figure 11.2.1.1 and table 11.2.1.1.

The ProSe direct discovery PC5 message type is a type 1 information element, with the length of 1 octet.

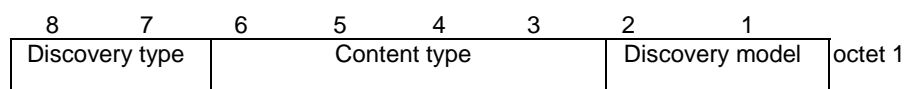


Figure 11.2.1.1: ProSe direct discovery PC5 message type parameter

Table 11.2.1.1: ProSe direct discovery PC5 message type parameter

Discovery type value (octet 1):				
Bit				
8	7			
0	0	Reserved		
0	1	Open discovery		
1	0	Restricted discovery		
1	1	Reserved		
Content type value (octet 1):				
Bit				
6	5	4	3	
0	0	0	0	Announcement/response
0	0	0	1	Solicitation
0	1	0	0	UE-to-network relay discovery announcement/UE-to-network relay discovery response
0	1	0	1	UE-to-network relay discovery solicitation
0	1	1	0	Group member discovery announcement/group member discovery response
0	1	1	1	Group member discovery solicitation
1	0	0	0	Relay discovery additional information
The other values are reserved.				
Discovery model value (octet 1):				
Bit				
2	1			
0	0	Reserved		
0	1	Model A		
1	0	Model B		
1	1	Reserved		

NOTE 1: Content type '0000' (announce/response) is used for model A announcing and for model B discoveree operation.

NOTE 2: Content type '0100' (UE-to-network relay discovery announcement or UE-to-network relay discovery response) is used for model A announcing and for model B discoveree operation.

NOTE 3: Content type '0110' (group member discovery announcement or group member discovery response) is used for model A announcing and for model B discoveree operation.

11.2.2 ProSe application code

This parameter is used to contain a ProSe application code. The format of the ProSe application code is as follows:

- a) if the ProSe application code is included in a PROSE PC5 DISCOVERY message and application-controlled extension is used, the ProSe application code is encoded as a 184 bitstring composed of:
 - 1) the ProSe application code prefix; and
 - 2) the ProSe application code suffix; or
- b) in all other cases, the ProSe application is encoded as a 184 bitstring as defined in 3GPP TS 23.003 [12].

11.2.3 ProSe restricted code

This parameter is used to contain a ProSe restricted code. The format of the ProSe restricted code is as follows:

- a) if the ProSe restricted code is included in a PROSE PC5 DISCOVERY message and application-controlled extension is not used, the ProSe restricted code is encoded as a 184 bitstring composed of:
 - 1) the ProSe restricted code in the 64 most significant bits; and
 - 2) the remaining 120 bits set to zero;

- b) if the ProSe restricted code is included in a PROSE PC5 DISCOVERY message and application-controlled extension is used, the ProSe restricted code is encoded as a 184 bitstring composed of
 - 1) the ProSe restricted code prefix in the 64 most significant bits;
 - 2) the ProSe restricted code suffix; and
 - 3) any remaining unused least significant bits set to zero; or
- c) in all other cases, the ProSe restricted code is encoded as a 64 bitstring as defined in 3GPP TS 23.003 [12].

11.2.4 MIC

This parameter is used to carry the MIC (Message Integrity Check) associated with the ProSe application code contained in a PROSE PC5 DISCOVERY message.

11.2.5 UTC-based counter

This parameter is used to indicate the UTC time associated with the discovery transmission opportunity in which a PROSE PC5 DISCOVERY message is sent. It is expressed in unit of seconds and coded in binary format as the 32 least significant bits of the Coordinated Universal Time as defined in 3GPP TS 38.331 [13].

11.2.6 Application layer group ID

The application layer group ID parameter carries an identifier of an application layer group that the UE belongs to.

The application layer group ID information element is coded as shown in figure 11.2.6.1 and table 11.2.6.1.

The application layer group ID is a type 4 information element.

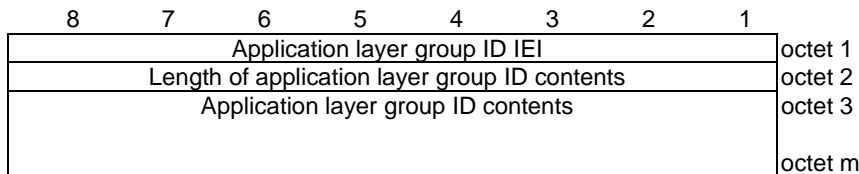


Figure 11.2.6.1: Application layer group ID information element

Table 11.2.6.1: Application layer group ID information element

The length of application layer group ID contents field contains the binary coded representation of the length of the application layer group ID contents field. The application layer group ID contents field contains the octets indicating the application layer group ID. The format of the application layer group ID parameter is out of scope of this specification.
--

11.2.7 User info ID

The user info ID parameter carries a user info ID as specified in 3GPP TS 23.304 [2]. The value of the user info ID parameter is a 48-bit long bit string. The format of the user info ID parameter is out of scope of this specification.

NOTE: Depending on operation, user info ID is indicated as the announcer info parameter, the discoverer info parameter or the discoveree info parameter.

11.2.8 Relay service code

The relay service code parameter is used to indicate the connectivity service the UE-to-network relay provides to the 5G ProSe remote UE in the UE-to-network relay direct discovery. The value of the relay service code parameter is 24-bit long bit string. The format of the relay service code parameter is out of scope of this specification.

The relay service code is a type 3 information element with a length of 4 octets.

The relay service code IE is coded as shown in figure 11.2.8.1 and table 11.2.8.1.

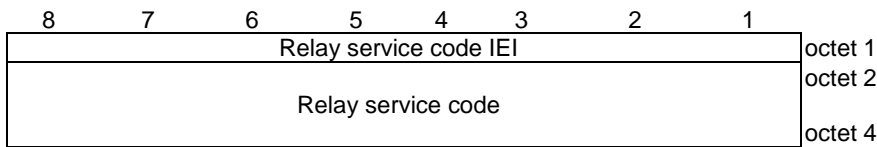


Figure 11.2.8.1: Relay service code information element

Table 11.2.8.1: Relay service code information element

Relay service code (octet 2 to 4)
This field contains the 24-bit relay service code.

11.2.9 Status indicator

The status indicator parameter is used to indicate the status of 5G ProSe UE-to-network relay UE.

The status indicator is a type 3 information element with a length of 2 octets.

The status indicator IE is coded as shown in figure 11.2.9.1 and table 11.2.9.1.

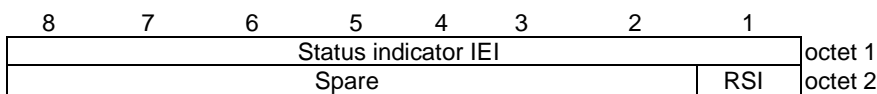


Figure 11.2.9.1: Status indicator information element

Table 11.2.9.1: Status indicator information element

Resource status indicator (RSI) (octet 2, bit 1)	
The bit is used to indicate whether or not the UE has resources available to provide a connectivity service for additional ProSe-enabled UEs.	
Bit	
1	
0	the UE does not have resources available to provide a connectivity service for additional ProSe-enabled UEs
1	the UE has resources available to provide a connectivity service for additional ProSe-enabled UEs
Bits 2 to 8 of octet 1 are spare and shall be coded as zero.	

11.2.10 TAI

The TAI information element is coded as the 5GS tracking area identity specified in clause 9.11.3.8 of 3GPP TS 24.501 [11].

11.2.11 UTC-based counter LSB

This parameter is used to carry the four least significant bits of the UTC-based counter associated with the discovery transmission opportunity used by the UE.

The UTC-based counter LSB IE is a type 3 information element with a length of 2 octets.

The UTC-based counter LSB IE is coded as shown in figures 11.2.11.1, figure 11.2.11.2 and table 11.2.11.1.

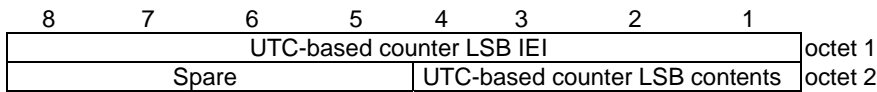


Figure 11.2.11.1: UTC-based counter LSB parameter for open 5G ProSe direct discovery

Table 11.2.11.1: UTC-based counter LSB information element

UTC-based counter LSB contents (bits 1 to 4 of octet 2) Bits 1 to 4 of octet 2 are set to the four least significant bits of the UTC-based counter encoded as specified in clause 11.2.5. Bits 5 to 8 of octet 2 are spare and shall be coded as zero.
--

11.2.12 NCGI

The NCGI information element is used to indicate the NCGI of the serving cell where the 5G ProSe UE-to-network relay UE is camping.

The NCGI is a type 3 information element with a length of 9 octets.

The NCGI information element is coded as shown in figure 11.2.12.1 and table 11.2.12.2.

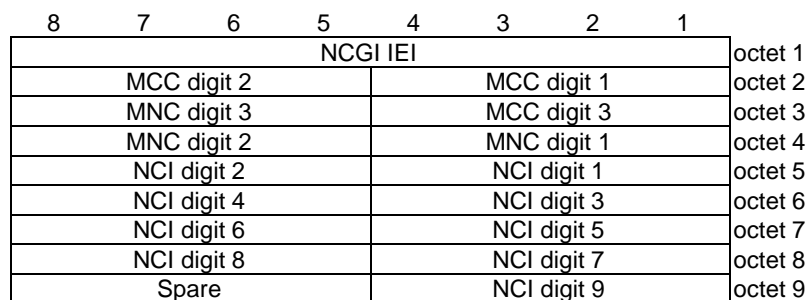


Figure 11.2.12.1: UE-to-network relay NCGI parameter

Table 11.2.12.1: UE-to-network relay NCGI parameter

MCC, Mobile country code (octet 2, octet 3 bits 1 to 4) The MCC field is coded as in ITU-T Rec. E.212 [27], Annex A. MNC, Mobile network code (octet 3 bits 5 to 8, octet 4) The coding of this field is the responsibility of each administration but BCD coding shall be used. If MNC consists of 2 digits, Bits 5 to 8 of octet 2 is coded as "1111". NCI, NR cell identity (octet 5, octet 6, octet 7, octet 8, octet 9 bits 1 to 4) The NCI field is coded as in 3GPP TS 23.003 [12]. Spare (octet 9 bits 5 to 8) The Spare field is coded as zeros.
--

11.2.13 Metadata

The Metadata parameter carries the application layer metadata information.

The Metadata information element is coded as shown in figure 11.2.13.1 and table 11.2.13.1.

The Metadata is a type 6 information element.

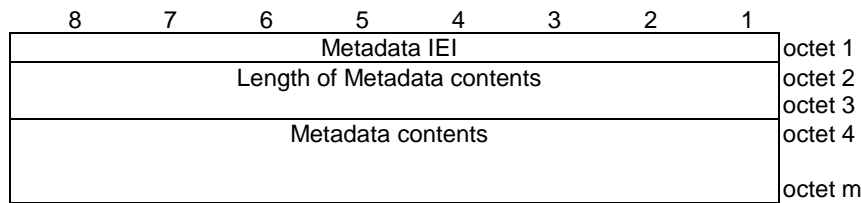


Figure 11.2.13.1: Metadata information element

Table 11.2.13.1: Metadata information element

<p>The length of Metadata contents field contains the binary coded representation of the length of the Metadata contents field.</p> <p>The Metadata contents field contains the octets indicating the Metadata parameter. The format of the Metadata parameter is out of scope of this specification.</p>

11.2.14 RRC container

The RRC container information element is used to indicate the RRC container information received from the lower layers.

The RRC container is a type 4 information element.

The RRC container information element is coded as shown in figure 11.2.14.1 and table 11.2.14.1.

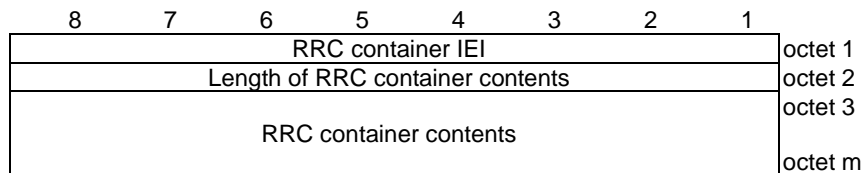


Figure 11.2.14.1: RRC container information element

Table 11.2.14.1: RRC container information element

<p>The length of RRC container contents field contains the binary coded representation of the length of the RRC container contents field.</p> <p>RRC container contents (octet 3 to m) The RRC container contents field is coded as SL-AccessInfo-L2U2N in clause 9.4 of 3GPP TS 38.331 [13].</p>

11.2.15 PLMN ID

The PLMN ID information element is used to indicate the HPLMN ID of the 5G ProSe UE-to-network relay UE for which the relay service code is associated and is coded as the PLMN identity information element specified in clause 9.11.3.85 of 3GPP TS 24.501 [11] starting from octet 3 to octet 5.

11.3 PC5 signalling message formats

11.3.1 ProSe PC5 signalling message type

The purpose of the ProSe PC5 signalling message type information element is to indicate the type of messages used in ProSe PC5 signalling protocol.

The value part of the ProSe PC5 signalling message type information element used in the ProSe PC5 signalling messages is coded as shown in table 11.3.1.1.

The ProSe PC5 signalling message type is a type 3 information element, with the length of 1 octet.

Table 11.3.1.1: ProSe PC5 signalling message type

Bits								
8	7	6	5	4	3	2	1	
0	0	0	0	0	0	0	1	PROSE DIRECT LINK ESTABLISHMENT REQUEST
0	0	0	0	0	0	1	0	PROSE DIRECT LINK ESTABLISHMENT ACCEPT
0	0	0	0	0	0	1	1	PROSE DIRECT LINK ESTABLISHMENT REJECT
0	0	0	0	0	1	0	0	PROSE DIRECT LINK MODIFICATION REQUEST
0	0	0	0	0	1	0	1	PROSE DIRECT LINK MODIFICATION ACCEPT
0	0	0	0	0	1	1	0	PROSE DIRECT LINK MODIFICATION REJECT
0	0	0	0	0	1	1	1	PROSE DIRECT LINK RELEASE REQUEST
0	0	0	0	1	0	0	0	PROSE DIRECT LINK RELEASE ACCEPT
0	0	0	0	1	0	0	1	PROSE DIRECT LINK KEEPALIVE REQUEST
0	0	0	0	1	0	1	0	PROSE DIRECT LINK KEEPALIVE RESPONSE
0	0	0	0	1	0	1	1	PROSE DIRECT LINK AUTHENTICATION REQUEST
0	0	0	0	1	1	0	0	PROSE DIRECT LINK AUTHENTICATION RESPONSE
0	0	0	0	1	1	0	1	PROSE DIRECT LINK AUTHENTICATION REJECT
0	0	0	0	1	1	1	0	PROSE DIRECT LINK SECURITY MODE COMMAND
0	0	0	0	1	1	1	1	PROSE DIRECT LINK SECURITY MODE COMPLETE
0	0	0	1	0	0	0	0	PROSE DIRECT LINK SECURITY MODE REJECT
0	0	0	1	0	0	0	1	PROSE DIRECT LINK REKEYING REQUEST
0	0	0	1	0	0	1	0	PROSE DIRECT LINK REKEYING RESPONSE
0	0	0	1	0	0	1	1	PROSE DIRECT LINK IDENTIFIER UPDATE REQUEST
0	0	0	1	0	1	0	0	PROSE DIRECT LINK IDENTIFIER UPDATE ACCEPT
0	0	0	1	0	1	0	1	PROSE DIRECT LINK IDENTIFIER UPDATE ACK
0	0	0	1	0	1	1	0	PROSE DIRECT LINK IDENTIFIER UPDATE REJECT
0	0	0	1	0	1	1	1	PROSE DIRECT LINK AUTHENTICATION FAILURE
0	0	0	1	1	0	0	0	PROSE ADDITIONAL PARAMETERS ANNOUNCEMENT REQUEST
0	0	0	1	1	0	0	1	PROSE ADDITIONAL PARAMETERS ANNOUNCEMENT RESPONSE
0	0	0	1	1	0	1	0	PROSE AA MESSAGE TRANSPORT REQUEST
0	0	0	1	1	0	1	1	PROSE AA MESSAGE TRANSPORT RESPONSE

11.3.2 Sequence number

The purpose of the Sequence number information element is to uniquely identify a ProSe PC5 signalling message being sent or received. The sending UE will increment the sequence number for each outgoing new ProSe PC5 signalling message.

The Sequence number information element is an integer in the 0-255 range.

The Sequence number is a type 3 information element, with a length of 1 octet.

11.3.3 ProSe identifier

The purpose of the ProSe identifier parameter is to carry the identifier of a ProSe application.

The ProSe identifier information element is coded as shown in figure 11.3.3.1 and table 11.3.3.1.

The ProSe identifier is a type 6 information element with a minimum length of 21 octets.

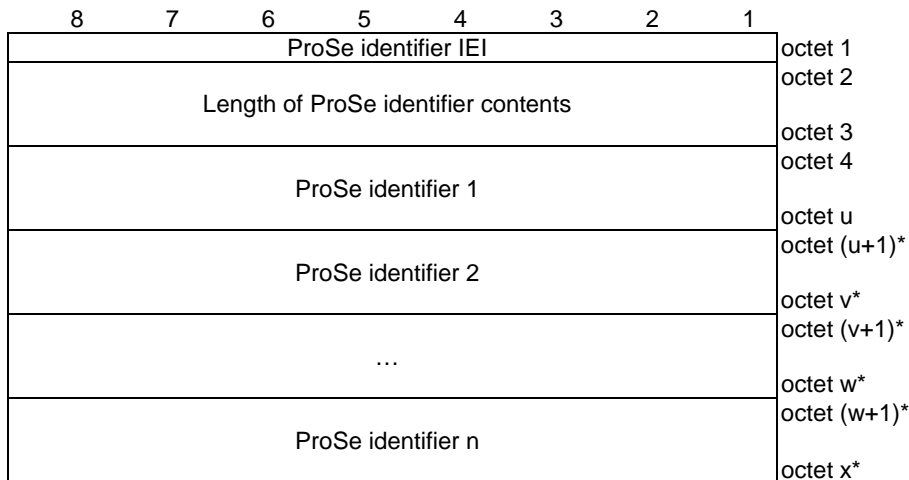


Figure 11.3.3.1: ProSe identifier information element

Table 11.3.3.1: ProSe identifier information element

<p>ProSe identifier: The ProSe identifier field contains a sequence of a sixteen octet OS Id field, a one octet OS App Id length field and an OS App Id field. The OS Id field shall be transmitted first. The OS Id field contains a Universally Unique Identifier (UUID) as specified in IETF RFC 4122 [30].</p> <p>NOTE: Further definition of the format of OS App Id is beyond the scope of this specification.</p>
--

11.3.4 Application layer ID

The purpose of the application layer ID parameter information element carries an application layer ID as specified in 3GPP TS 23.304 [2].

The application layer ID information element is coded as shown in figure 11.3.4.1 and table 11.3.4.1.

The application layer ID is a type 4 information element.

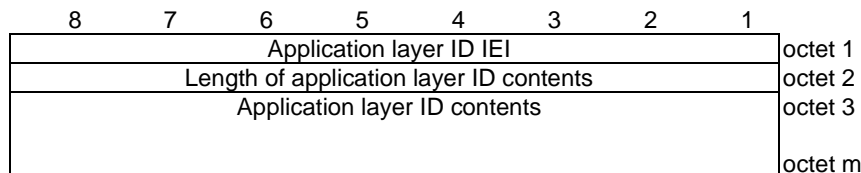


Figure 11.3.4.1: Application layer ID information element

Table 11.3.4.1: Application layer ID information element

<p>The length of application layer ID contents field contains the binary coded representation of the length of the application layer ID contents field. The application layer ID contents field contains the octets indicating the application layer ID. The format of the application layer ID parameter is out of scope of this specification.</p>
--

11.3.5 PC5 QoS flow descriptions

The purpose of the PC5 QoS flow descriptions information element is to indicate a set of PC5 QoS flow descriptions to be used by the UE over the direct link, where each PC5 QoS flow description is a set of parameters as described in clause 5.6 of 3GPP TS 23.304 [2].

The PC5 QoS flow descriptions is a type 6 information element with a minimum length of 6 octets. The maximum length for the information element is 65538 octets.

The PC5 QoS flow descriptions information element is coded as shown in figure 11.3.5.1, figure 11.3.5.2, figure 11.3.5.3, figure 11.3.5.4 and table 11.3.5.1.

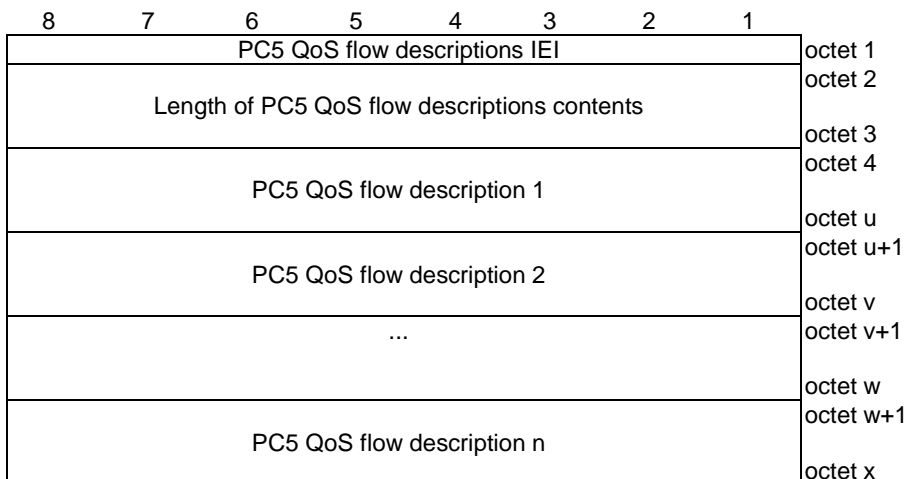


Figure 11.3.5.1: PC5 QoS flow descriptions information element

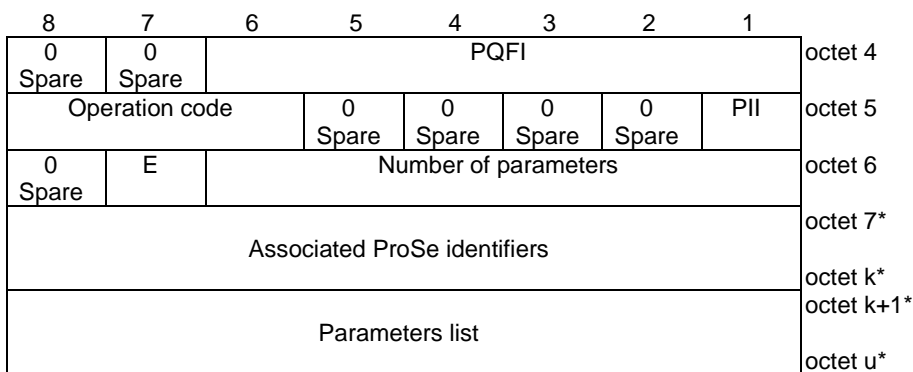


Figure 11.3.5.2: PC5 QoS flow description

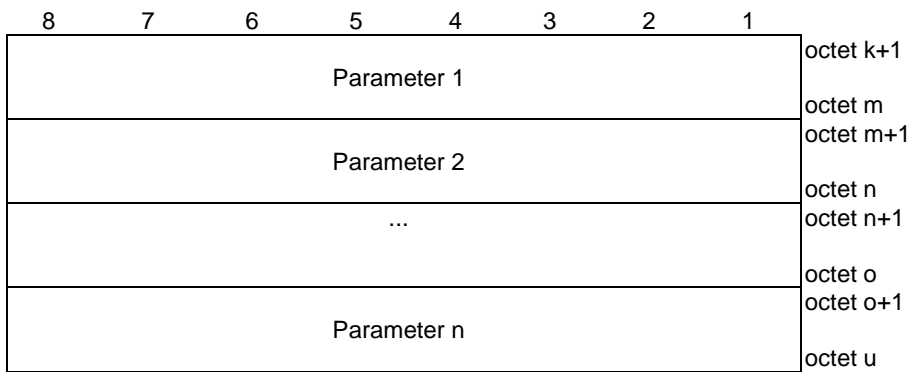


Figure 11.3.5.3: Parameters list

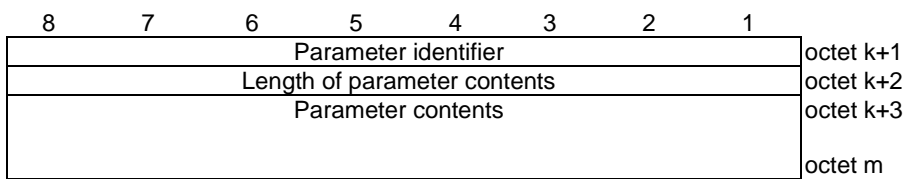


Figure 11.3.5.4: Parameter

Table 11.3.5.1: PC5 QoS flow descriptions information element

PC5 QoS flow identifier (PQFI) (bits 6 to 1 of octet 4)

PQFI field contains the PC5 QoS flow identifier.

Bits

6 5 4 3 2 1

0 0 0 0 0 1 PQFI 1

to

1 1 1 1 1 1 PQFI 63

The UE shall not set the PQFI value to 0.

ProSe identifiers indication (PII) (bit 1 of octet 5)

The PII indicates whether the Associated ProSe identifiers field is included

Bit

1

0 Associated ProSe identifiers field is not included

1 Associated ProSe identifiers field is included

Operation code (bits 8 to 6 of octet 5)

Bits

8 7 6

0 0 1 Create new PC5 QoS flow description

0 1 0 Delete existing PC5 QoS flow description

0 1 1 Modify existing PC5 QoS flow description

All other values are reserved.

E bit (bit 7 of octet 6)

For the "create new PC5 QoS flow description" operation, the E bit is encoded as follows:

Bit

7

0 reserved

1 parameters list is included

For the "Delete existing PC5 QoS flow description" operation, the E bit is encoded as follows:

Bit

7

0 parameters list is not included

1 reserved

For the "modify existing PC5 QoS flow description" operation, the E bit is encoded as follows:

Bit

7

0 extension of previously provided parameters

1 replacement of all previously provided parameters

If the E bit is set to "parameters list is not included", the number of parameters field has zero value. If the E bit is set to "parameters list is included", the number of parameters field has non-zero value. If the E bit is set to "extension of previously provided parameters" or "replacement of all previously provided parameters", the number of parameters field has non-zero value. If the E bit is set to "extension of previously provided parameters" and one of the parameters in the new parameters list already exists in the previously provided parameters, the parameter shall be set to the new value.

Number of parameters (bits 6 to 1 of octet 6)

The number of parameters field contains the binary coding for the number of parameters in the parameters list field. The number of parameters field is encoded in bits 6 through 1 of octet 6 where bit 6 is the most significant and bit 1 is the least significant bit.

Associated ProSe identifiers (octet 7 to k)

The associated ProSe identifiers field contains a variable number of ProSe identifiers associated with the PC5 QoS flow. Associated ProSe identifiers field is coded as the length and value part of ProSe identifier information element as specified in clause 11.3.3 starting with the second octet.

Parameters list (octets k+1 to u)

The parameters list contains a variable number of parameters.

Each parameter included in the parameters list is of variable length and consists of:

- a parameter identifier (1 octet);
- the length of the parameter contents (1 octet); and
- the parameter contents itself (variable amount of octets).

The parameter identifier field is used to identify each parameter included in the parameters list and it contains the hexadecimal coding of the parameter identifier. Bit 8 of the parameter identifier field contains the most significant bit and bit 1 contains the least significant bit. In this version of the protocol, the following parameter identifiers are specified:

- 01H (PQI);
- 02H (GFBR); (see NOTE)
- 03H (MFBR); (see NOTE)
- 04H (Averaging window) ;
- 05H (Resource type);
- 06H (Default priority level);
- 07H (Packet delay budget);
- 08H (Packet error rate);
- 09H (Default maximum data burst volume).

If the parameters list contains a parameter identifier that is not supported by the receiving entity the corresponding parameter shall be discarded.

The length of parameter contents field contains the binary coded representation of the length of the parameter contents field. The first bit in transmission order is the most significant bit.

When the parameter identifier indicates PQI, the parameter contents field contains the binary representation of PQI that is one octet in length.

PQI:

Bits

8 7 6 5 4 3 2 1	
0 0 0 0 0 0 0 0	Reserved
0 0 0 0 0 0 0 1	
	to Spare
0 0 0 1 0 1 0 0	
0 0 0 1 0 1 0 1	PQI 21
0 0 0 1 0 1 1 0	PQI 22
0 0 0 1 0 1 1 1	PQI 23
0 0 0 1 1 0 0 0	PQI 24
0 0 0 1 1 0 0 1	PQI 25
0 0 0 1 1 0 1 0	PQI 26
0 0 0 1 1 0 1 1	
	to Spare
0 0 1 1 0 1 1 0	
0 0 1 1 0 1 1 1	PQI 55
0 0 1 1 1 0 0 0	PQI 56
0 0 1 1 1 0 0 1	PQI 57
0 0 1 1 1 0 1 0	PQI 58
0 0 1 1 1 0 1 1	PQI 59
0 0 1 1 1 1 0 0	PQI 60
0 0 1 1 1 1 0 1	PQI 61
0 0 1 1 1 1 1 0	
	to Spare
0 1 0 1 1 0 0 1	
0 1 0 1 1 0 1 0	PQI 90
0 1 0 1 1 0 1 1	PQI 91
0 1 0 1 1 1 0 0	PQI 92
0 1 0 1 1 1 0 1	PQI 93
0 1 0 1 1 1 1 0	
	to Spare
0 1 1 1 1 1 1 1	
1 0 0 0 0 0 0 0	
	to Operator-specific PQIs
1 1 1 1 1 1 1 0	
1 1 1 1 1 1 1 1	Reserved

The UE shall consider all other values not explicitly defined in this version of the protocol as unsupported.

When the parameter identifier indicates "GFBR", the parameter contents field contains one octet indicating the unit of the guaranteed flow bit rate followed by two octets containing the value of the guaranteed flow bit rate.

Unit of the guaranteed flow bit rate (octet 1)

Bits

8 7 6 5 4 3 2 1	
0 0 0 0 0 0 0 0	value is not used
0 0 0 0 0 0 0 1	value is incremented in multiples of 1 Kbps
0 0 0 0 0 0 1 0	value is incremented in multiples of 4 Kbps
0 0 0 0 0 0 1 1	value is incremented in multiples of 16 Kbps
0 0 0 0 0 1 0 0	value is incremented in multiples of 64 Kbps
0 0 0 0 0 1 0 1	value is incremented in multiples of 256 Kbps
0 0 0 0 0 1 1 0	value is incremented in multiples of 1 Mbps
0 0 0 0 0 1 1 1	value is incremented in multiples of 4 Mbps
0 0 0 0 1 0 0 0	value is incremented in multiples of 16 Mbps
0 0 0 0 1 0 0 1	value is incremented in multiples of 64 Mbps
0 0 0 0 1 0 1 0	value is incremented in multiples of 256 Mbps
0 0 0 0 1 0 1 1	value is incremented in multiples of 1 Gbps
0 0 0 0 1 1 0 0	value is incremented in multiples of 4 Gbps
0 0 0 0 1 1 0 1	value is incremented in multiples of 16 Gbps
0 0 0 0 1 1 1 0	value is incremented in multiples of 64 Gbps

0 0 0 0 1 1 1 1	value is incremented in multiples of 256 Gbps
0 0 0 1 0 0 0 0	value is incremented in multiples of 1 Tbps
0 0 0 1 0 0 0 1	value is incremented in multiples of 4 Tbps
0 0 0 1 0 0 1 0	value is incremented in multiples of 16 Tbps
0 0 0 1 0 0 1 1	value is incremented in multiples of 64 Tbps
0 0 0 1 0 1 0 0	value is incremented in multiples of 256 Tbps
0 0 0 1 0 1 0 1	value is incremented in multiples of 1 Pbps
0 0 0 1 0 1 1 0	value is incremented in multiples of 4 Pbps
0 0 0 1 0 1 1 1	value is incremented in multiples of 16 Pbps
0 0 0 1 1 0 0 0	value is incremented in multiples of 64 Pbps
0 0 0 1 1 0 0 1	value is incremented in multiples of 256 Pbps

Other values shall be interpreted as multiples of 256 Pbps in this version of the protocol.

Value of the guaranteed flow bit rate (octets 2 and 3)

Octets 2 and 3 represent the binary coded value of the guaranteed flow bit rate in units defined by the unit of the guaranteed flow bit rate.

When the parameter identifier indicates "GFBR downlink", the parameter contents field contains one octet indicating the unit of the guaranteed flow bit rate for downlink followed by two octets containing the value of the guaranteed flow bit rate for downlink.

When the parameter identifier indicates "MFBR ", the parameter contents field contains the one octet indicating the unit of the maximum flow bit rate followed by two octets containing the value of maximum flow bit rate.

Unit of the maximum flow bit rate (octet 1)

The coding is identical to that of the unit of the guaranteed flow bit rate.

Value of the maximum flow bit rate (octets 2 and 3)

Octets 2 and 3 represent the binary coded value of the maximum flow bit rate in units defined by the unit of the maximum flow bit rate.

When the parameter identifier indicates "averaging window", the parameter contents field contains the binary representation of the averaging window for both uplink and downlink in milliseconds and the parameter contents field is two octets in length.

When the parameter identifier indicates "resource type", the parameter contents field contains the binary representation of the resource type that is one octet in length.

Resource type:
 Bits
 8 7 6 5 4 3 2 1
 0 0 0 0 0 0 0 0 Reserved
 0 0 0 0 0 0 0 1 Non-GBR
 0 0 0 0 0 0 1 0 GBR
 0 0 0 0 0 0 1 1 Delay critical GBR
 0 0 0 0 0 1 0 0
 to Spare
 1 1 1 1 1 1 1 1

When the parameter identifier indicates "default priority level", the parameter contents field contains the binary representation of the default priority level that is one octet in length.

Default priority level:
 Bits
 8 7 6 5 4 3 2 1
 0 0 0 0 0 0 0 0 Reserved
 0 0 0 0 0 0 0 1 1
 0 0 0 0 0 0 1 0 2
 0 0 0 0 0 0 1 1 3
 0 0 0 0 0 1 0 0 4
 0 0 0 0 0 1 0 1 5
 0 0 0 0 0 1 1 0 6
 0 0 0 0 0 1 1 1 7
 0 0 0 0 1 0 0 0 8
 0 0 0 0 1 0 0 1
 to Spare
 1 1 1 1 1 1 1 1

When the parameter identifier indicates "packet delay budget", the parameter contents field contains the binary representation of the packet delay budget for both uplink and downlink in milliseconds and the parameter contents field is two octets in length.

When the parameter identifier indicates "packet error rate", the parameter contents field contains the binary representation of the power of 10⁻¹ for both uplink and downlink and the parameter contents field is one octet in length.

When the parameter identifier indicates "default maximum data burst volume", the parameter contents field contains the binary representation of the default maximum data burst volume for both uplink and downlink in bytes and the parameter contents field is two octets in length.

NOTE: The GFBR and MFBR apply to both directions of the 5G ProSe direct link.

11.3.6 IP address configuration

The purpose of the IP address configuration information element is to indicate the configuration options for IP address used by the UE over this direct link.

The IP address configuration is a type 3 information element with the length of 2 octets.

The IP address configuration information element is coded as shown in figure 11.3.6.1 and table 11.3.6.1.

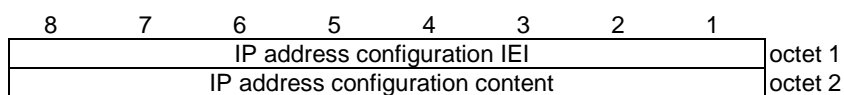


Figure 11.3.6.1: IP address configuration information element

Table 11.3.6.1: IP address configuration information element

IP address configuration value (octet 2)				
Bits				
4	3	2	1	
0	0	0	1	IPv6 Router
0	0	1	0	address allocation not supported
0	0	1	1	DHCPv4 server
0	1	0	0	DHCPv4 server & IPv6 Router
All other values are reserved.				
Bit 5 to 8 of octet 2 are spare and shall be coded as zero.				

11.3.7 Link local IPv6 address

The purpose of the Link local IPv6 address information element is to indicate the link local IPv6 address.

The Link local IPv6 address is a type 3 information element with the length of 17 octets.

The Link local IPv6 address information element is coded as shown in figure 11.3.7.1 and table 11.3.7.1.

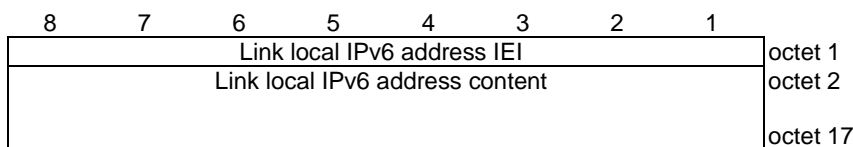


Figure 11.3.7.1: Link local IPv6 address information element

Table 11.3.7.1: Link local IPv6 address information element

Link local IPv6 address value (octet 2 to 17)
This contains the 128-bit IPv6 address. This IPv6 address is encoded as a 128-bit address according to IETF RFC 4291 [15].

11.3.8 PC5 signalling protocol cause

The purpose of the PC5 signalling protocol cause information element is to indicate the cause used in the PC5 signalling protocol procedures.

The PC5 signalling protocol cause is a type 3 information element with a length of 2 octets.

The PC5 signalling protocol cause information element is coded as shown in figure 11.3.8.1 and table 11.3.8.1.

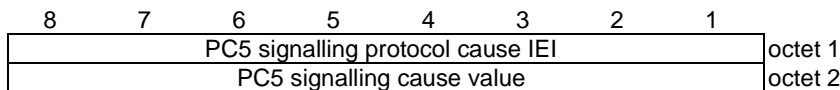


Figure 11.3.8.1: PC5 signalling protocol cause information element

Table 11.3.8.1: PC5 signalling protocol cause information element

PC5 signalling cause value (octet 2)								
Bits								
8	7	6	5	4	3	2	1	
0	0	0	0	0	0	0	1	Direct communication to the target UE not allowed
0	0	0	0	0	0	1	0	Direct communication to the target UE no longer needed
0	0	0	0	0	0	1	1	Conflict of layer-2 ID for unicast communication is detected
0	0	0	0	0	1	0	0	Direct connection is not available anymore
0	0	0	0	0	1	0	1	Lack of resources for 5G ProSe direct link
0	0	0	0	0	1	1	0	Authentication failure
0	0	0	0	0	1	1	1	Integrity failure
0	0	0	0	1	0	0	0	UE security capabilities mismatch
0	0	0	0	1	0	0	1	LSB of K _{NRP-session} ID conflict
0	0	0	0	1	0	1	0	UE PC5 unicast signalling security policy mismatch
0	0	0	0	1	0	1	1	Required service not allowed
0	0	0	0	1	1	0	0	Security policy not aligned
0	0	0	0	1	1	0	1	Congestion situation
0	0	0	0	1	1	1	0	Authentication synchronisation error
0	0	0	0	1	1	1	1	Security procedure failure of 5G ProSe UE-to-network relay
0	1	1	0	1	1	1	1	Protocol error, unspecified
Any other value received by the UE shall be treated as 0110 1111, "protocol error, unspecified".								

11.3.9 Key establishment information container

The Key establishment information container information element contains information for 5G ProSe direct link key establishment.

The Key establishment information container is a type 6 information element with a minimum length of 4 octets.

The Key establishment information container information element is coded as shown in figure 11.3.9.1 and table 11.3.9.1.

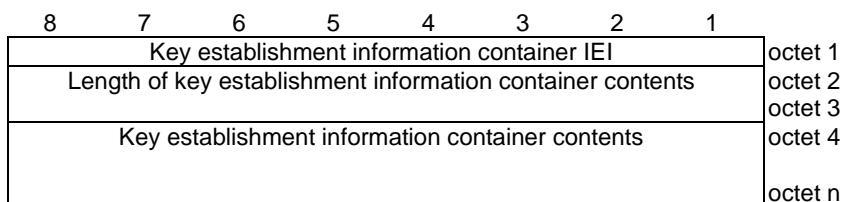


Figure 11.3.9.1: Key establishment information container information element

Table 11.3.9.1: Key establishment information container information element

Key establishment information container contents (octet 4 to n)
This field contains the key establishment information container.

11.3.10 Nonce

The Nonce information element contains a 128-bit nonce used during 5G ProSe direct link security establishment.

The Nonce information element is a type 3 information element, with a length of 17 octets.

The Nonce information element is coded as shown in figure 11.3.10.1 and table 11.3.10.1.

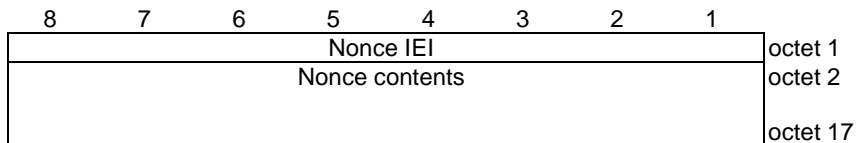


Figure 11.3.10.1: Nonce information element

Table 11.3.10.1: Nonce information element

Nonce contents (octet 2 to 17)
This field contains the 128-bit nonce value.

11.3.11 UE security capabilities

The UE security capabilities information element is used to indicate which security algorithms are supported by the UE.

The UE security capabilities is a type 4 information element with a minimum length of 4 octets and a maximum length of 10 octets.

The UE security capabilities information element is coded as shown in figure 11.3.11.1 and table 11.3.11.1.

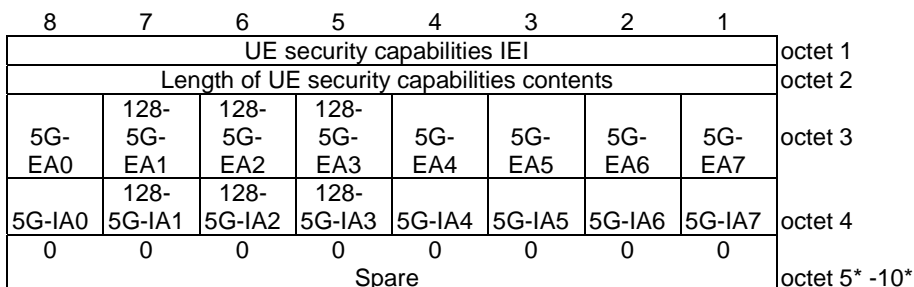


Figure 11.3.11.1: UE security capabilities information element

Table 11.3.11.1: UE security capabilities information element

5GS encryption algorithms supported (octet 3)	
5GS encryption algorithm 5G-EA0 supported (octet 3, bit 8)	
0	5GS encryption algorithm 5G-EA0 not supported
1	5GS encryption algorithm 5G-EA0 supported
5GS encryption algorithm 128-5G-EA1 supported (octet 3, bit 7)	
0	5GS encryption algorithm 128-5G-EA1 not supported
1	5GS encryption algorithm 128-5G-EA1 supported
5GS encryption algorithm 128-5G-EA2 supported (octet 3, bit 6)	
0	5GS encryption algorithm 128-5G-EA2 not supported
1	5GS encryption algorithm 128-5G-EA2 supported
5GS encryption algorithm 128-5G-EA3 supported (octet 3, bit 5)	
0	5GS encryption algorithm 128-5G-EA3 not supported
1	5GS encryption algorithm 128-5G-EA3 supported
5GS encryption algorithm 5G-EA4 supported (octet 3, bit 4)	
0	5GS encryption algorithm 5G-EA4 not supported
1	5GS encryption algorithm 5G-EA4 supported
5GS encryption algorithm 5G-EA5 supported (octet 3, bit 3)	
0	5GS encryption algorithm 5G-EA5 not supported
1	5GS encryption algorithm 5G-EA5 supported
5GS encryption algorithm 5G-EA6 supported (octet 3, bit 2)	
0	5GS encryption algorithm 5G-EA6 not supported
1	5GS encryption algorithm 5G-EA6 supported
5GS encryption algorithm 5G-EA7 supported (octet 3, bit 1)	
0	5GS encryption algorithm 5G-EA7 not supported
1	5GS encryption algorithm 5G-EA7 supported
5GS integrity algorithms supported (octet 4)	
5GS integrity algorithm 5G-IA0 supported (octet 4, bit 8)	
0	5GS integrity algorithm 5G-IA0 not supported
1	5GS integrity algorithm 5G-IA0 supported
5GS integrity algorithm 128-5G-IA1 supported (octet 4, bit 7)	
0	5GS integrity algorithm 128-5G-IA1 not supported
1	5GS integrity algorithm 128-5G-IA1 supported
5GS integrity algorithm 128-5G-IA2 supported (octet 4, bit 6)	
0	5GS integrity algorithm 128-5G-IA2 not supported
1	5GS integrity algorithm 128-5G-IA2 supported
5GS integrity algorithm 128-5G-IA3 supported (octet 4, bit 5)	
0	5GS integrity algorithm 128-5G-IA3 not supported
1	5GS integrity algorithm 128-5G-IA3 supported
5GS integrity algorithm 5G-IA4 supported (octet 4, bit 4)	
0	5GS integrity algorithm 5G-IA4 not supported
1	5GS integrity algorithm 5G-IA4 supported
5GS integrity algorithm 5G-IA5 supported (octet 4, bit 3)	
0	5GS integrity algorithm 5G-IA5 not supported
1	5GS integrity algorithm 5G-IA5 supported
5GS integrity algorithm 5G-IA6 supported (octet 4, bit 2)	
0	5GS integrity algorithm 5G-IA6 not supported
1	5GS integrity algorithm 5G-IA6 supported
5GS integrity algorithm 5G-IA7 supported (octet 4, bit 1)	
0	5GS integrity algorithm 5G-IA7 not supported
1	5GS integrity algorithm 5G-IA7 supported

11.3.12 UE PC5 unicast signalling security policy

The purpose of the UE PC5 unicast signalling security policy information element is to indicate the UE's configuration for integrity protection and ciphering of PC5 signalling messages.

The UE PC5 unicast signalling security policy is a type 3 information element with a length of 2 octets.

The UE PC5 unicast signalling security policy information element is coded as shown in figure 11.3.12.1.1 and table 11.3.12.1.

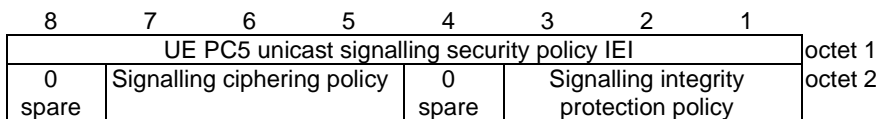


Figure 11.3.12.1: UE 5G ProSe direct signalling security policy information element

Table 11.3.12.1: UE PC5 unicast signalling security policy information element

Signalling integrity protection policy (octet 2, bit 1 to 3)	
Bits	
3 2 1	
0 0 0	Signalling integrity protection not needed
0 0 1	Signalling integrity protection preferred
0 1 0	Signalling integrity protection required
0 1 1	to Spare
1 1 0	
1 1 1	Reserved
If the UE receives a signalling integrity protection policy value that the UE does not understand, the UE shall interpret the value as 010 "Signalling integrity protection required".	
Signalling ciphering policy (octet 2, bit 5 to 7)	
Bits	
7 6 5	
0 0 0	Signalling ciphering not needed
0 0 1	Signalling ciphering preferred
0 1 0	Signalling ciphering required
0 1 1	to Spare
1 1 0	
1 1 1	Reserved
If the UE receives a signalling ciphering policy value that the UE does not understand, the UE shall interpret the value as 010 "Signalling ciphering required".	
Bit 4 and 8 of octet 2 are spare and shall be coded as zero.	

11.3.13 MSB of $K_{NRP\text{-}sess}$ ID

The purpose of the MSB of $K_{NRP\text{-}sess}$ ID information element is to carry the 8 most significant bits of the $K_{NRP\text{-}sess}$ ID.

The MSB of $K_{NRP\text{-}sess}$ ID information element is a type 3 information element with a length of 2 octets.

The MSB of $K_{NRP\text{-}sess}$ ID information element is coded as shown in figure 11.3.13.1 and table 11.3.13.1.

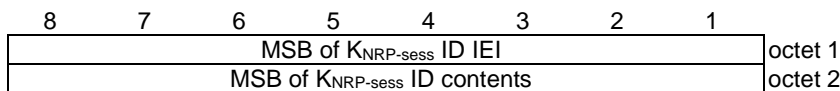


Figure 11.3.13.1: MSB of $K_{NRP-session}$ ID information element

Table 11.3.13.1: MSB of $K_{NRP-session}$ ID information element

MSB of $K_{NRP-session}$ ID contents (octet 2) This field contains the 8 most significant bits of $K_{NRP-session}$ ID.
--

11.3.14 K_{NRP} ID

The purpose of the K_{NRP} ID information element is to carry the identity of the K_{NRP} held by a UE.

The K_{NRP} ID is a type 3 information element with a length of 5 octets.

The K_{NRP} ID information element is coded as shown in figure 11.3.14.1 and table 11.3.14.1

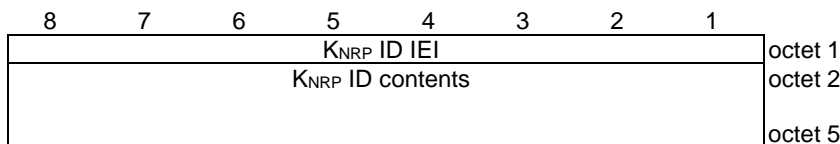


Figure 11.3.14.1: K_{NRP} ID information element

Table 11.3.14.1: K_{NRP} ID information element

K_{NRP} ID contents (octet 2 to 5) This field contains the 32-bit identifier of a K_{NRP} .
--

11.3.15 LSB of $K_{NRP-session}$ ID

The purpose of the LSB of $K_{NRP-session}$ ID information element is to carry the 8 least significant bits of the $K_{NRP-session}$ ID.

The LSB of $K_{NRP-session}$ ID is a type 3 information element with a length of 2 octets.

The LSB of $K_{NRP-session}$ ID information element is coded as shown in figure 11.3.15.1 and table 12.3.15.1.

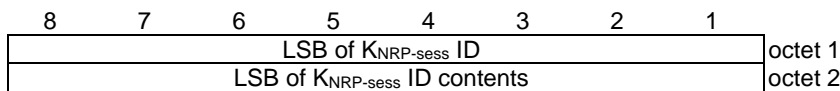


Figure 11.3.15.1: LSB of $K_{NRP-session}$ ID information element

Table 11.3.15.1: LSB of $K_{NRP-session}$ ID information element

LSB of $K_{NRP-session}$ ID contents (octet 2) This field contains the 8 least significant bits of $K_{NRP-session}$ ID.

11.3.16 MSBs of K_{NRP} ID

The purpose of the MSBs of K_{NRP} ID information element is to carry the 16 most significant bits of the K_{NRP} ID.

The MSBs of K_{NRP} ID is a type 3 information element with a length of 3 octets.

The MSBs of K_{NRP} ID information element is coded as shown in figure 11.3.16.1 and table 11.3.16.1.

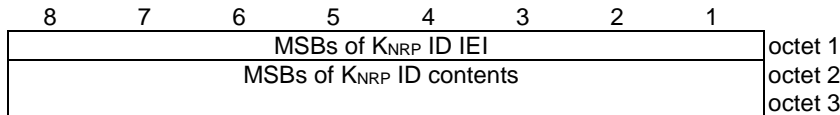


Figure 11.3.16.1: MSBs of K_{NRP} ID information element

Table 11.3.16.1: MSBs of K_{NRP} ID information element

MSBs of K_{NRP} ID contents (octet 2 to 3)
This field contains the 16 most significant bits of K_{NRP} ID.

11.3.17 LSBs of K_{NRP} ID

The purpose of the LSBs of K_{NRP} ID information element is to carry the 16 least significant bits of the K_{NRP} ID.

The LSBs of K_{NRP} ID is a type 3 information element with a length of 3 octets.

The LSBs of K_{NRP} ID information element is coded as shown in figure 11.3.17.1 and table 11.3.17.1.

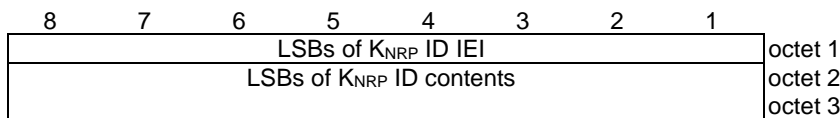


Figure 11.3.17.1: LSBs of K_{NRP} ID information element

Table 11.3.17.1: LSBs of K_{NRP} ID information element

LSBs of K_{NRP} ID contents (octet 2 to 3)
This field contains the 16 least significant bits of K_{NRP} ID.

11.3.18 Configuration of UE PC5 unicast user plane security protection

The purpose of the configuration of UE PC5 unicast user plane security protection information element is to indicate the agreed configuration for security protection of PC5 user plane data between UEs over the 5G ProSe direct link.

The configuration of UE PC5 unicast user plane security protection is a type 3 information element with a length of 2 octets.

The configuration of UE PC5 unicast user plane security protection information element is coded as shown in figure 11.3.18.1 and table 11.3.18.1.

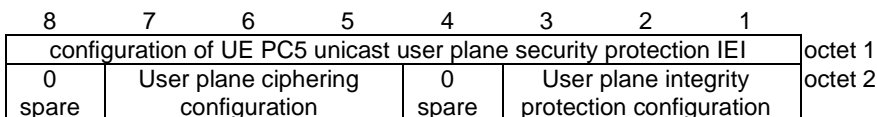


Figure 11.3.18.1: Configuration of UE PC5 unicast user plane security protection information element

Table 11.3.18.1: Configuration of UE PC5 unicast user plane security protection information element

User plane integrity protection configuration (octet 2, bit 1 to 3)			
Bits			
3	2	1	
0	0	0	Off
0	0	1	Off or On
0	1	0	On
0	1	1	
to Spare			
1	1	0	
1	1	1	Reserved
User plane ciphering configuration (octet 2, bit 5 to 7)			
Bits			
7	6	5	
0	0	0	Off
0	0	1	Off or On
0	1	0	On
0	1	1	
to Spare			
1	1	0	
1	1	1	Reserved
Bit 4 and 8 of octet 2 are spare and shall be coded as zero.			

11.3.19 Link modification operation code

The purpose of the Link modification operation code information element is to indicate what the operation of the 5G ProSe direct link modification procedure triggered by initiating UE is.

The Link modification operation code is a type 3 information element, with a length of 2 octets.

The Link modification operation code information element is coded as shown in figure 11.3.19.1 and table 11.3.19.1.

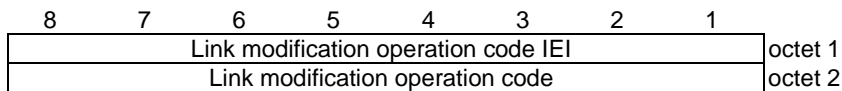


Figure 11.3.19.1: Link modification operation code information element

Table 11.3.19.1: Link modification operation code information element

Link modification operation code (octet 2)				
Bits				
4	3	2	1	
0	0	0	1	void
0	0	1	0	void
0	0	1	1	Add new PC5 QoS flow(s) to the existing 5G ProSe direct link
0	1	0	0	Modify PC5 QoS parameters of the existing PC5 QoS flow(s)
0	1	0	1	Remove existing PC5 QoS flow(s) from the existing 5G ProSe direct link
0	1	1	0	Associate new ProSe application(s) with existing PC5 QoS flow(s)
0	1	1	1	Remove ProSe application(s) from existing PC5 QoS flow(s)
1	0	0	0	Spare
1	1	1	0	Reserved
1	1	1	1	

Bit 5 to 8 of octet 2 are spare and shall be coded as zero.

11.3.20 Keep-alive counter

The purpose of the Keep-alive counter information element is to indicate the keep-alive counter which is a 32-bit counter used for the 5G ProSe direct link keep-alive procedure.

The Keep-alive counter is a type 3 information element with a length of 5 octets.

The Keep-alive counter information element is coded as shown in figure 11.3.20.1 and table 11.3.20.1.

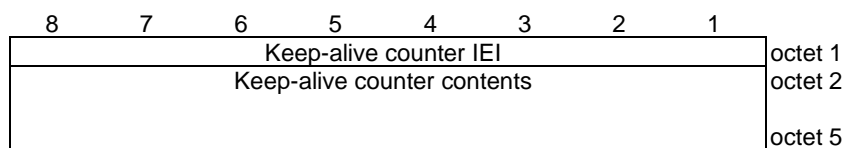


Figure 11.3.20.1: Keep-alive counter information element

Table 11.3.20.1: Keep-alive counter information element

Keep-alive counter contents (octet 2 to 5)
This field contains the 32-bit keep-alive counter.

11.3.21 Maximum inactivity period

The purpose of the Maximum inactivity period information element is to indicate the maximum inactivity period of the initiating UE during a 5G ProSe direct link keep-alive procedure.

The Maximum inactivity period is a type 3 information element, with a length of 5 octets.

The Maximum inactivity period information element is coded as shown in figure 11.3.21.1 and table 11.3.21.1.

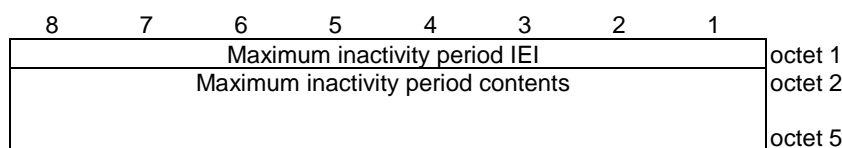


Figure 11.3.21.1: Maximum inactivity period information element

Table 11.3.21.1: Maximum inactivity period information element

Maximum inactivity period contents (octet 2 to 5)
This field contains the binary encoding of the maximum inactivity period expressed in units of seconds.

11.3.22 Selected security algorithms

The purpose of the Selected security algorithms information element is to indicate the algorithms to be used for ciphering and integrity protection.

The Selected security algorithms is a type 3 information element with a length of 2 octets.

The Selected security algorithms information element is coded as shown in figure 11.3.22.1 and table 11.3.22.1.

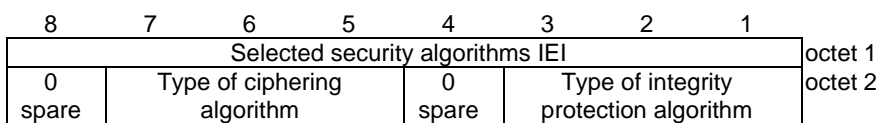


Figure 11.3.22.1: Selected security algorithms information element

Table 11.3.22.1: Selected security algorithms information element

Type of integrity protection algorithm (octet 2, bit 1 to 3)			
Bits			
3	2	1	
0	0	0	5GS integrity algorithm 5G-IA0 (null integrity protection algorithm)
0	0	1	5GS integrity algorithm 128-5G-IA1
0	1	0	5GS integrity algorithm 128-5G-IA2
0	1	1	5GS integrity algorithm 128-5G-IA3
1	0	0	5GS integrity algorithm 5G-IA4
1	0	1	5GS integrity algorithm 5G-IA5
1	1	0	5GS integrity algorithm 5G-IA6
1	1	1	5GS integrity algorithm 5G-IA7
Type of ciphering algorithm (octet 2, bit 5 to 7)			
Bits			
7	6	5	
0	0	0	5GS encryption algorithm 5G-EA0 (null ciphering algorithm)
0	0	1	5GS encryption algorithm 128-5G-EA1
0	1	0	5GS encryption algorithm 128-5G-EA2
0	1	1	5GS encryption algorithm 128-5G-EA3
1	0	0	5GS encryption algorithm 5G-EA4
1	0	1	5GS encryption algorithm 5G-EA5
1	1	0	5GS encryption algorithm 5G-EA6
1	1	1	5GS encryption algorithm 5G-EA7
Bit 4 and 8 of octet 2 are spare and shall be coded as zero.			

11.3.23 UE PC5 unicast user plane security policy

The purpose of the UE PC5 unicast user plane security policy information element is to indicate the UE's configuration for integrity protection and ciphering of PC5 user plane data.

The UE PC5 unicast user plane security policy is a type 3 information element with a length of 2 octets.

The UE PC5 unicast user plane security policy information element is coded as shown in figure 11.3.23.1 and table 11.3.23.1.

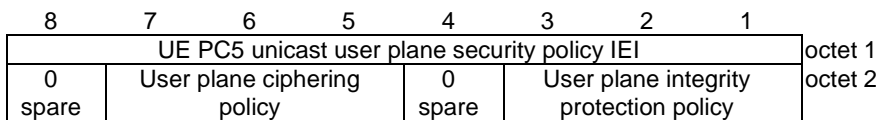


Figure 11.3.23.1: UE PC5 unicast user plane security policy information element

Table 11.3.23.1: UE PC5 unicast user plane security policy information element

User plane integrity protection policy (octet 2, bit 1 to 3)	
Bits	
3 2 1	
0 0 0	User plane integrity protection not needed
0 0 1	User plane integrity protection preferred
0 1 0	User plane integrity protection required
0 1 1	to Spare
1 1 0	
1 1 1	Reserved
If the UE receives a user plane integrity protection policy value that the UE does not understand, the UE shall interpret the value as 010 "user plane integrity protection required".	
User plane ciphering policy (octet 2, bit 5 to 7)	
Bits	
7 6 5	
0 0 0	User plane ciphering not needed
0 0 1	User plane ciphering preferred
0 1 0	User plane ciphering required
0 1 1	to Spare
1 1 0	
1 1 1	Reserved
If the UE receives a user plane ciphering protection policy value that the UE does not understand, the UE shall interpret the value as 010 "user plane ciphering protection required".	
Bit 4 and 8 of octet 2 are spare and shall be coded as zero.	

11.3.24 Re-authentication indication

The purpose of the Re-authentication indication information element is to indicate that K_{NRP} needs to be refreshed.

The Re-authentication indication information element is a type 3 information element, with a length of 2 octets.

The Re-authentication indication information element is coded as shown in figure 11.3.24.1 and table 11.3.24.1.

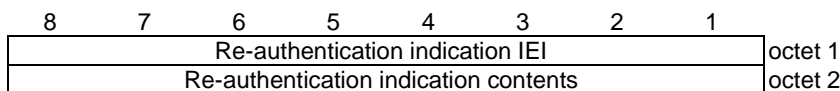


Figure 11.3.24.1: Re-authentication indication information element

Table 11.3.24.1: Re-authentication indication information element

Re-authentication indication contents (octet 2) Bits 1 0 Reserved 1 K _{NRP} is requested to be refreshed Bits 2 to 8 of octet 2 are spare and shall be coded as zero.
--

11.3.25 Layer-2 ID

The purpose of the layer-2 ID information element is to indicate the layer-2 ID that is used by UE.

The layer-2 ID is a type 3 information element with a length of 4 octets.

The layer-2 ID information element is coded as shown in figure 11.3.25.1 and table 11.3.25.1.

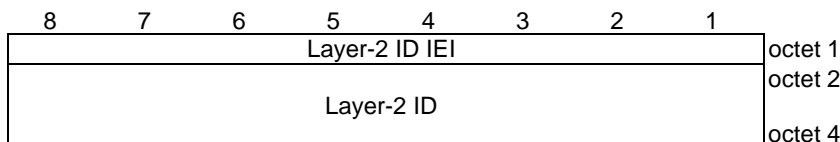


Figure 11.3.25.1: Layer-2 ID information element

Table 11.3.25.1: Layer-2 ID information element

Layer-2 ID (octet 2 to 4) This field contains the 24-bit layer-2 ID.

11.3.26 Relay service code

The purpose of the relay service code information element is to identify a connectivity service the UE-to-Network relay provides.

The relay service code information element is coded as shown in figure 11.3.26.1 and table 11.3.26.1.

The relay service code is a type 3 information element with a length of 4 octets.

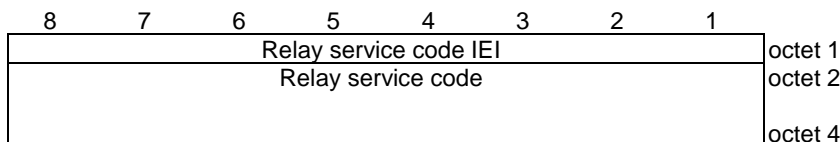


Figure 11.3.26.1: Relay service code information element

Table 11.3.26.1: Relay service code information element

Relay service code value (octet 2 to 4) This contains the 24-bit relay service code.

11.3.27 GPRS timer

See clause 10.5.7.3 in 3GPP TS 24.008 [31].

11.3.28 Additional parameters announcement request refresh timer T5106

This parameter is used to carry the value of Additional parameters announcement request refresh timer. It is an integer in the 1-1440 range representing the timer value in unit of minutes.

The Additional parameters announcement request refresh timer T5106 is a type 3 information element with a length of 2 octets.

The Additional parameters announcement request refresh timer T5106 IE is coded as shown in figure 11.3.28.1 and table 11.3.28.1.

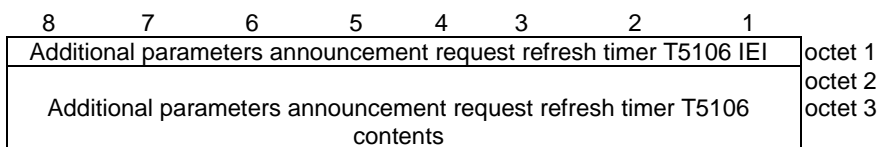


Figure 11.3.28.1: Additional parameters announcement request refresh timer T5106 information element

Table 11.3.28.1: Additional parameters announcement request refresh timer T5106 information element

Additional parameters announcement request refresh timer T5106 (octet 1 to 2)
This field contains the 16-bit Additional parameters announcement request refresh timer T5106.

11.3.29 PC5 QoS rules

The purpose of the PC5 QoS rules information element is to indicate a set of PC5 QoS rules to be used by the UE over the direct link, where each PC5 QoS rule is a set of parameters as described in clause 5.6.1 of 3GPP TS 23.304 [2].

The PC5 QoS rules information element is a type 6 information element with a minimum length of 7 octets. The maximum length for the information element is 65538 octets.

The PC5 QoS flow rules information element is coded as shown in figure 11.3.29.1, figure 11.3.29.2, figure 11.3.29.3, figure 11.3.29.4 and table 11.3.29.1.

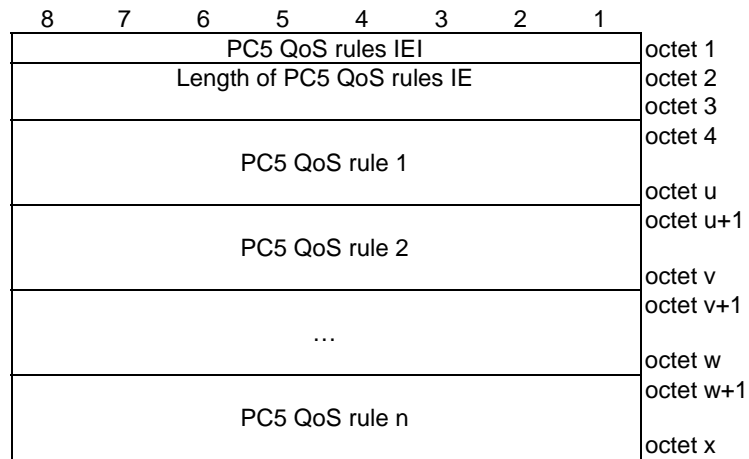


Figure 11.3.29.1: PC5 QoS rules information element

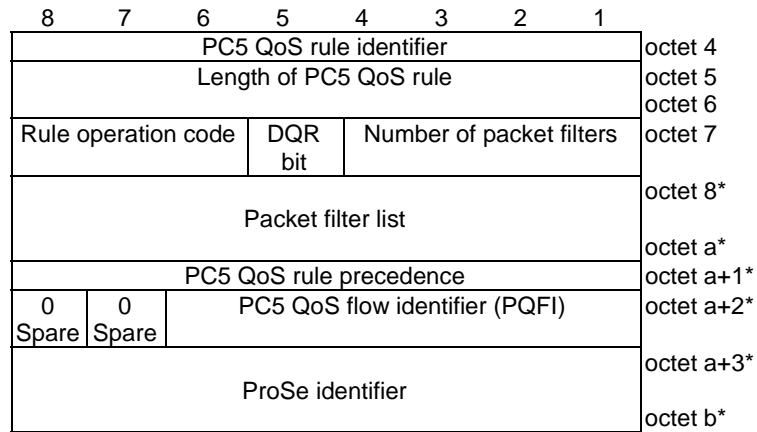


Figure 11.3.29.2: PC5 QoS rule (u=a+2 or u=b)

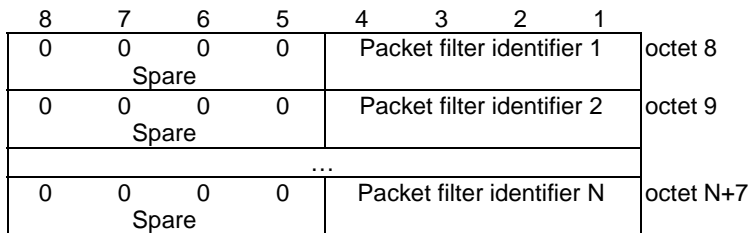


Figure 11.3.29.3: Packet filter list when the rule operation is "modify existing PC5 QoS rule and delete packet filters" (m=N+7)

8	7	6	5	4	3	2	1	
0	0	0	0	Packet filter identifier 1				octet 8
Spare								
Length of packet filter contents 1								octet 9
Packet filter contents 1								octet 10
Packet filter contents 1								octet m
0	0	0	0	Packet filter identifier 2				octet m+1
Spare								
Length of packet filter contents 2								octet m+2
Packet filter contents 2								octet m+3
Packet filter contents 2								octet n
...								octet n+1
...								octet y
0	0	0	0	Packet filter identifier N				octet y+1
Spare								
Length of packet filter contents N								octet y+2
Packet filter contents N								octet y+3
Packet filter contents N								octet z

Figure 11.3.29.4: Packet filter list when the rule operation is "create new PC5 QoS rule", or "modify existing PC5 QoS rule and add packet filters" or "modify existing PC5 QoS rule and replace all packet filters"

Table 11.3.29.1: PC5 QoS rules information element

<p>PC5 QoS rule identifier (octet 4) The PC5 QoS rule identifier field is used to identify the PC5 QoS rule.</p> <p>Bits 8 7 6 5 4 3 2 1 0 0 0 0 0 0 0 0 no PC5 QoS rule identifier assigned 0 0 0 0 0 0 0 1 PQRI 1 to 1 1 1 1 1 1 1 1 PQRI 255 The target UE shall not set the PQRI value to 0.</p> <p>PC5 QoS rule precedence (octet a+1) The PC5 QoS rule precedence field is used to specify the precedence of the PC5 QoS rule among all PC5 QoS rules associated with the PC5 direct link of the PC5 QoS flow. This field includes the binary coded value of the PC5 QoS rule precedence in the range from 0 to 255 (decimal). The higher the value of the PC5 QoS rule precedence field, the lower the precedence of that PC5 QoS rule is. For the "delete existing PC5 QoS rule" operation, the PC5 QoS rule precedence value field shall not be included. For the "create new PC5 QoS rule" operation, the PC5 QoS rule precedence value field shall be included.</p> <p>PC5 QoS flow identifier (PQFI) (bits 6 to 1 of octet a+2) (see NOTE 1) The PC5 QoS flow identifier (PQFI) field contains the PC5 QoS flow identifier.</p> <p>Bits 6 5 4 3 2 1 0 0 0 0 0 0 no PC5 QoS flow identifier assigned 0 0 0 0 0 1 PQFI 1 to 1 1 1 1 1 1 PQFI 63 The target UE shall not set the PQFI value to 0. For the "delete existing PC5 QoS rule" operation, the PC5 QoS flow identifier value field shall not be included. For the "create new PC5 QoS rule" operation, the PC5 QoS flow identifier value field shall be included.</p> <p>DQR bit (bit 5 of octet 7) The DQR bit indicates whether the PC5 QoS rule is the default PC5 QoS rule and it is encoded as follows: Bit 5 0 the PC5 QoS rule is not the default PC5 QoS rule. 1 the PC5 QoS rule is the default PC5 QoS rule.</p> <p>Rule operation code (bits 8 to 6 of octet 7) Bits 8 7 6 0 0 0 Reserved 0 0 1 Create new PC5 QoS rule 0 1 0 Delete existing PC5 QoS rule 0 1 1 Modify existing PC5 QoS rule and add packet filters 1 0 0 Modify existing PC5 QoS rule and replace all packet filters 1 0 1 Modify existing PC5 QoS rule and delete packet filters 1 1 0 Modify existing PC5 QoS rule without modifying packet filters 1 1 1 Reserved</p> <p>ProSe identifier (octets a+3 to b) (NOTE 2) The ProSe identifier field is used to carry the identifier of a ProSe application and shall be encoded as defined in clause 11.3.3.</p> <p>Number of packet filters (bits 4 to 1 of octet 7) The number of packet filters contains the binary coding for the number of packet filters in the packet filter list. The number of packet filters field is encoded in bits 4 through 1 of octet 7 where bit 4 is the most significant and bit 1 is the least significant bit. For the "delete existing PC5 QoS rule" operation and for the "modify existing PC5 QoS rule without modifying packet filters" operation, the number of packet filters shall be coded as 0. For the "create new PC5 QoS rule" operation and the "modify existing PC5 QoS rule and replace all packet filters" operation, the number of packet filters shall be greater than or equal to 0 and less than or equal to</p>
--

15. For all other operations, the number of packet filters shall be greater than 0 and less than or equal to 15.

Packet filter list (octets 8 to m)

The packet filter list contains a variable number of packet filters.

For the "delete existing PC5 QoS rule" operation, the length of PC5 QoS rule field is set to one.

For the "delete existing PC5 QoS rule" operation and the "modify existing PC5 QoS rule without modifying packet filters" operation, the packet filter list shall be empty.

For the "modify existing PC5 QoS rule and delete packet filters" operation, the packet filter list shall contain a variable number of packet filter identifiers. This number shall be derived from the coding of the number of packet filters field in octet 7.

For the "create new PC5 QoS rule" operation and for the "modify existing PC5 QoS rule and replace all packet filters" operation, the packet filter list shall contain 0 or a variable number of packet filters. This number shall be derived from the coding of the number of packet filters field in octet 7.

For the "modify existing PC5 QoS rule and add packet filters" operation, the packet filter list shall contain a variable number of packet filters. This number shall be derived from the coding of the number of packet filters field in octet 7.

Each packet filter is of variable length and consists of

- a packet filter identifier (4 bits);
- the length of the packet filter contents (1 octet); and
- the packet filter contents itself (variable amount of octets).

The packet filter identifier field is used to identify each packet filter in a PC5 QoS rule. The least significant 4 bits are used. When the UE requests to "create new PC5 QoS rule", "modify existing PC5 QoS rule and replace all packet filters" or "modify existing PC5 QoS rule and add packet filters", the packet filter identifier values shall be set to 0.

The length of the packet filter contents field contains the binary coded representation of the length of the packet filter contents field of a packet filter. The first bit in transmission order is the most significant bit.

The packet filter contents field is of variable size and contains a variable number (at least one) of packet filter components. Each packet filter component shall be encoded as a sequence of a one octet packet filter component type identifier and a fixed length packet filter component value field. The packet filter component type identifier shall be transmitted first.

In each packet filter, there shall not be more than one occurrence of each packet filter component type. Among the "IPv4 remote address type" and "IPv6 remote address/prefix length type" packet filter components, only one shall be present in one packet filter. Among the "IPv4 local address type" and "IPv6 local address/prefix length type" packet filter components, only one shall be present in one packet filter. Among the "single local port type" and "local port range type" packet filter components, only one shall be present in one packet filter. Among the "single remote port type" and "remote port range type" packet filter components, only one shall be present in one packet filter. If the "match-all type" packet filter component is present in the packet filter, no other packet filter component shall be present in the packet filter and the length of the packet filter contents field shall be set to one. If the "Ethernet type" packet filter component is present in the packet filter and the "Ethernet type" packet filter component value is neither "0x0800" (for IPv4) nor "0x86DD" (for IPv6), no IP packet filter component shall be present in the packet filter.

The term "IP packet filter component" refers to "IPv4 remote address type", "IPv4 local address type", "IPv6 remote address/prefix length type", "IPv6 local address/prefix length type", "Protocol identifier/Next header type", "Single local port type", "Local port range type", "Single remote port type", "Remote port range type",

"Security parameter index type", "Type of service/Traffic class type" and "Flow label type".

The term local refers to the initiating UE. The term remote refers to an external network entity if the initiating UE is acting as a 5G ProSe layer-3 UE-to-network relay UE. Otherwise, the term remote refers to the peer UE of the 5G ProSe direct link.

Packet filter component type identifier

Bits

8	7	6	5	4	3	2	1	
0	0	0	0	0	0	0	1	Match-all type
0	0	0	1	0	0	0	0	IPv4 remote address type
0	0	0	1	0	0	0	1	IPv4 local address type
0	0	1	0	0	0	0	1	IPv6 remote address/prefix length type
0	0	1	0	0	0	1	1	IPv6 local address/prefix length type
0	0	1	1	0	0	0	0	Protocol identifier/Next header type
0	1	0	0	0	0	0	0	Single local port type
0	1	0	0	0	0	0	1	Local port range type
0	1	0	1	0	0	0	0	Single remote port type
0	1	0	1	0	0	0	1	Remote port range type
0	1	1	0	0	0	0	0	Security parameter index type
0	1	1	1	0	0	0	0	Type of service/Traffic class type
1	0	0	0	0	0	0	0	Flow label type
1	0	0	0	0	0	0	1	Destination MAC address type
1	0	0	0	0	0	1	0	Source MAC address type
1	0	0	0	0	0	1	1	802.1Q C-TAG VID type
1	0	0	0	1	0	0	0	802.1Q S-TAG VID type
1	0	0	0	1	0	1	0	802.1Q C-TAG PCP/DEI type
1	0	0	0	1	1	0	0	802.1Q S-TAG PCP/DEI type
1	0	0	0	1	1	1	0	Ethertype type
1	0	0	1	0	0	0	0	Destination MAC address range type
1	0	0	1	0	0	1	0	Source MAC address range type
1	0	0	1	0	1	0	0	ProSe identifier (NOTE 2)
1	0	0	1	0	1	1	0	Source layer-2 ID
1	0	0	1	1	0	0	0	Destination layer-2 ID
1	0	0	1	1	0	1	0	Application layer ID

All other values are reserved.

The description and valid combinations of packet filter component type identifiers in a packet filter are defined in clause 7.2.7.

For "match-all type", the packet filter component shall not include the packet filter component value field.

For "IPv4 remote address type", the packet filter component value field shall be encoded as a sequence of a four octet IPv4 address field and a four octet IPv4 address mask field. The IPv4 address field shall be transmitted first.

For "IPv4 local address type", the packet filter component value field shall be encoded as defined for "IPv4 remote address type".

For "IPv6 remote address/prefix length type", the packet filter component value field shall be encoded as a sequence of a sixteen octet IPv6 address field and one octet prefix length field. The IPv6 address field shall be transmitted first.

For "IPv6 local address/prefix length type", the packet filter component value field shall be encoded as defined for "IPv6 remote address /prefix length".

For "protocol identifier/Next header type", the packet filter component value field shall be encoded as one octet which specifies the IPv4 protocol identifier or Ipv6 next header.

For "single local port type" and "single remote port type", the packet filter component value field shall be encoded as two octets which specify a port number.

For "local port range type" and "remote port range type", the packet filter component value field shall be encoded as a sequence of a two octet port range low limit field and a two octet port range high limit field. The port range low limit field shall be transmitted first.

For "security parameter index", the packet filter component value field shall be encoded as four octets which specify the IPsec security parameter index.

For "type of service/traffic class type", the packet filter component value field shall be encoded as a sequence of a one octet type-of-service/traffic class field and a one octet type-of-service/traffic class mask field. The type-of-service/traffic class field shall be transmitted first.

For "flow label type", the packet filter component value field shall be encoded as three octets which specify the IPv6 flow label. The bits 8 through 5 of the first octet shall be spare whereas the remaining 20 bits shall contain the IPv6 flow label.

For "destination MAC address type" and "source MAC address type", the packet filter component value field shall be encoded as 6 octets which specify a MAC address. When the packet filter direction field indicates "bidirectional", the destination MAC address is the remote MAC address and the source MAC address is the local MAC address.

For "802.1Q C-TAG VID type", the packet filter component value field shall be encoded as two octets which specify the VID of the customer-VLAN tag (C-TAG). The bits 8 through 5 of the first octet shall be spare whereas the remaining 12 bits shall contain the VID.

For "802.1Q S-TAG VID type", the packet filter component value field shall be encoded as two octets which specify the VID of the service-VLAN tag (S-TAG). The bits 8 through 5 of the first octet shall be spare whereas the remaining 12 bits shall contain the VID. If there are more than one S-TAG in the Ethernet frame header, the outermost S-TAG is evaluated.

For "802.1Q C-TAG PCP/DEI type", the packet filter component value field shall be encoded as one octet which specifies the 802.1Q C-TAG PCP and DEI. The bits 8 through 5 of the octet shall be spare, the bits 4 through 2 contain the PCP and bit 1 contains the DEI.

For "802.1Q S-TAG PCP/DEI type", the packet filter component value field shall be encoded as one octet which specifies the 802.1Q S-TAG PCP. The bits 8 through 5 of the octet shall be spare, the bits 4 through 2 contain the PCP and bit 1 contains the DEI. If there are more than one S-TAG in the Ethernet frame header, the outermost S-TAG is evaluated.

For "Ethertype type", the packet filter component value field shall be encoded as two octets which specify an ethertype.

For "destination MAC address range type", the packet filter component value field shall be encoded as a sequence of a 6 octet destination MAC address range low limit field and a 6 octet destination MAC address range high limit field. The destination MAC address range low limit field shall be transmitted first. When the packet filter direction field indicates "bidirectional", the destination MAC address range is the remote MAC address range.

For "source MAC address range type", the packet filter component value field shall be encoded as a sequence of a 6 octet source MAC address range low limit field and a 6 octet source MAC address range high limit field. The source MAC address range low limit field shall be transmitted first. When the packet filter direction field indicates "bidirectional", the source MAC address is the local MAC address range.

For "ProSe identifier", the packet filter component value field shall be encoded as defined in clause 11.3.3.

For "source layer-2 ID" and "destination layer-2 ID", the packet filter component value field shall be encoded as defined in clause 11.3.25.

For "application layer ID", the packet filter component value field shall be encoded as defined in clause 11.3.4.
NOTE 1: Octet a+2 shall not be included without octet a+1.
NOTE 2: ProSe identifier (octets a+3 to b) can exist only when there is no packet filter including the ProSe identifier packet filter component.

11.3.30 5GS mobile identity

See clause 9.11.3.4 in 3GPP TS 24.501 [11] with Type of identity set to "SUCI".

11.3.31 EAP message

The purpose of the EAP message information element is to transport an EAP message as specified in IETF RFC 3748 [39].

The EAP message information element is coded as specified in clause 9.11.2.2 of 3GPP TS 24.501 [11].

11.3.32 PRUK ID

11.3.32 User security key ID

The purpose of the User security key ID information element is to carry the identity of the UP-PRUK or the CP-PRUK.

The User security key ID is a type 4 information element with a minimal length of 3 octets and a maximum length of 255 octets.

The User security key ID information element is coded as shown in figure 11.3.32.1 and table 11.3.32.1.

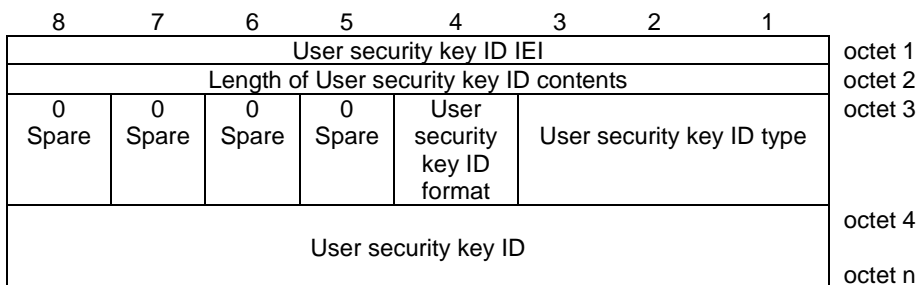


Figure 11.3.32.1: User security key ID information element

Table 11.3.32.1: User security key ID information element

User security key ID type (bit 1 to 3 of octet 3)	
The user security key ID type indicates the type of the user security key ID.	
Bits	
3	2 1
0 0 1	UP-PRUK ID
0 1 0	CP-PRUK ID
All other values are reserved.	
User security key ID format (bit 4 of octet 3) (NOTE)	
Bit	
4	
0	network access identifier (NAI)
1	64-bit string
Bits 5 to 8 of octet 3 are spare and shall be coded as zero.	
User security key ID (octet 4 to octet n)	
The user security key ID field contains the UP-PRUK ID or the CP-PRUK ID. If the user security key ID format field indicates "NAI", the UP-PRUK ID or the CP-PRUK ID in the user security key ID field is in the NAI format as defined in 3GPP TS 23.003 [12], encoded as UTF-8 string. If the user security key ID format field indicates "64-bit string", the UP-PRUK ID in the user security key ID field is a 64-bit string, encoded using binary encoding.	
NOTE: When user security key ID type is set to CP-PRUK ID, the user security key ID format shall be always set to "NAI".	

11.3.33 PLMN ID

The PLMN ID information element is coded as the PLMN identity information element specified in clause 9.11.3.85 of 3GPP TS 24.501 [11].

11.3.34 Void

11.3.35 GPI

The GPI information element contains the GBA Push Information used for the security procedure over user plane as specified in 3GPP TS 33.503 [34].

The Key GPI is a type 6 information element.

The GPI information element is coded as shown in figure 11.3.35.1 and table 11.3.35.1.

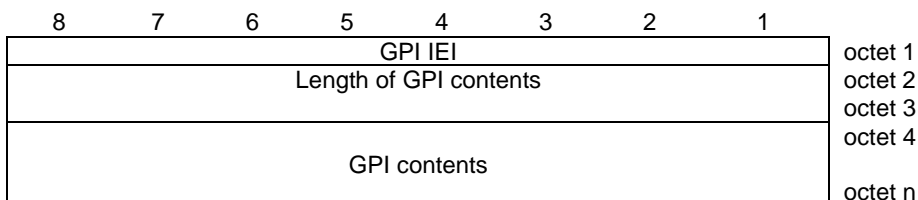


Figure 11.3.35.1: GPI information element

Table 11.3.35.1: GPI information element

<p>GPI contents (octet 4 to n)</p> <p>This field contains the GPI which is encoded as specified in clause 5.3.5 of 3GPP TS 33.223 [44].</p>

11.3.36 RAND

The purpose of the RAND information element is to provide the UE with a non-predictable challenge (see 3GPP TS 33.503 [34]).

The RAND information element is coded as shown in figure 11.3.36.1 and table 11.3.36.1.

The RAND is a type 3 information element with a length of 17 octets.

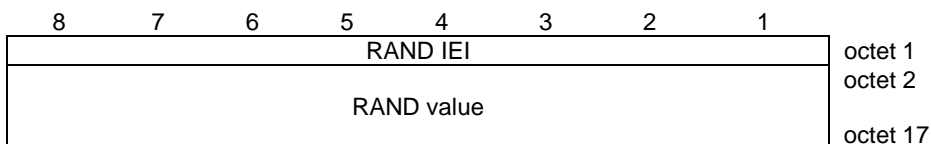


Figure 11.3.36.1: RAND information element

Table 11.3.36.1: RAND information element

<p>RAND value (octet 2 to 17)</p> <p>The RAND value consists of 128 bits (see 3GPP TS 33.503 [34]).</p>

11.3.37 AUTS

The purpose of the AUTS information element is to provide the network with the necessary information to begin a re-synchronisation (see 3GPP TS 33.503 [34]).

The AUTS information element is coded as shown in figure 11.3.37.1 and table 11.3.37.1.

The AUTS is a type 3 information element with a length of 15 octets.

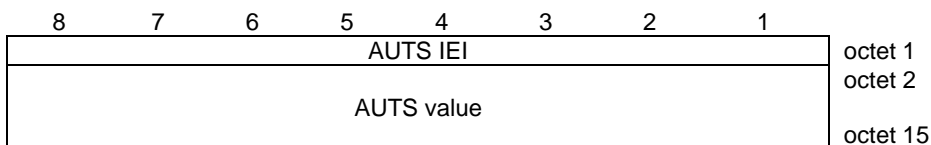


Figure 11.3.37.1: AUTS information element

Table 11.3.37.1: AUTS information element

<p>AUTS value (octet 2 to 15)</p> <p>This contains AUTS (see 3GPP TS 33.503 [34]).</p>
--

11.3.38 MIC

This parameter is used to carry the MIC value for integrity protection of the PROSE DIRECT LINK ESTABLISHMENT REQUEST message.

The MIC information element is coded as shown in figure 11.3.38.1 and table 11.3.38.1.

The MIC IE is a type 3 information element with a length of 5 octets.

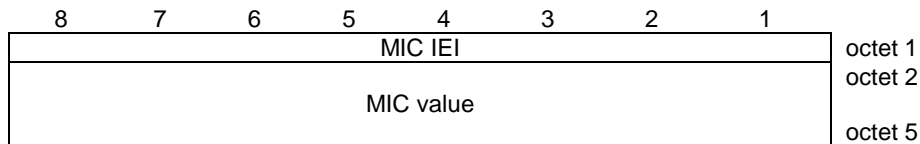


Figure 11.3.38.1: MIC information element

Table 11.3.38.1: MIC information element

MIC value (octet 2 to 5) The MIC value field consists of the MIC value for integrity protection.

11.4 5G ProSe direct discovery message over PC3a formats

11.4.1 Data types format in XML schema

To exchange structured information over the transport protocol, XML text format/notation is introduced.

The corresponding XML data types for the data types used in ProSe messages are provided in table 11.4.1.1.

Table 11.4.1.1: Primitive or derived types for ProSe parameter type

ProSe parameter type	Type in XML schema
Integer	xs:integer
String	xs:string
Boolean	xs:boolean
Binary	xs:hexBinary
Bit string	xs:hexBinary
Time	xs:dateTime

For complex data types described in clause 11.4.2, an XML "complexType" can be used.

Message construction shall be compliant with W3C REC-xmlschema-2-20041028: "XML Schema Part 2: Datatypes" [29]

11.4.2 Parameters in 5G ProSe direct discovery messages over PC3a

11.4.2.1 Transaction ID

This parameter is used to uniquely identify a PC3a control protocol for ProSe direct discovery transaction when it is combined with other PC3a control protocol for ProSe direct discovery transactions in the same transport message. The UE shall set this parameter to a new number for each outgoing new discovery request. The transaction ID is an integer in the 0-255 range.

11.4.2.2 Command

This parameter is used to indicate the type of discovery request (announce, monitor, query, or response) contained in a DISCOVERY_REQUEST message. It is an integer in the 0-255 range encoded in table 11.4.2.2.1.

Table 11.4.2.2.1: Command

0	Reserved
1	Announce
2	Monitor
3	Query
4	Response
5	Metadata_update
6-255	Unused

11.4.2.3 Void

11.4.2.4 Prose application ID

This parameter is used to carry an identity used for open 5G ProSe direct discovery, identifying application related information for the ProSe-enabled UE. It is coded as specified in 3GPP TS 23.003 [12].

11.4.2.5 Application identity

This parameter is used to identify the particular application that triggers the DISCOVERY_REQUEST message. The Application identity information element is coded as the ProSe identifier specified in clause 11.3.3.

11.4.2.6 ProSe application code

This parameter is used to contain a ProSe application code. The format of the ProSe application code is as follows:

- a) if the ProSe application code is included in a MATCH_REPORT message and application-controlled extension is used, the ProSe application code is encoded as a 184 bitstring composed of:
 - 1) the ProSe application code Prefix; and
 - 2) the ProSe application code Suffix; or
- b) in all other cases, the ProSe application is encoded as a 184 bitstring as defined in 3GPP TS 23.003 [12].

11.4.2.7 Validity timer T5060

This parameter is used to carry the value of validity timer T5060 associated with a ProSe application code. It is an integer in the 1-525600 range representing the timer value in unit of minutes.

11.4.2.8 PC3a control protocol cause value

This parameter is used to indicate the particular reason why a DISCOVERY_REQUEST or MATCH_REPORT message from the UE has been rejected by the 5G DDNMF. It is an integer in the 0-255 range encoded in table 11.4.2.8.1.

Table 11.4.2.8.1: PC3a control protocol cause value

0	Reserved
1	Invalid Application
2	Unknown ProSe application ID
3	UE authorization failure
4	Unknown ProSe application code
5	Invalid MIC
6	Invalid UTC-based counter
7	Invalid message format
8	Scope violation in ProSe application ID
9	Unknown RPAUID
10	Unknown or invalid discovery entry ID
11	Invalid discovery target
12	UE unauthorised for discovery with application-controlled extension
13	UE unauthorised for on-demand announcing
14	Missing application level container
15	Invalid data in application level container
16	Invalid match event
17	No valid ProSe application code
18	Invalid UE Identity
19	Not compatible PC5 UE ciphering algorithm capability
20-255	Unused

11.4.2.9 Discovery filter

The elements in the discovery filter parameter are listed below.

- a) ProSe application code: The ProSe application code is used by a monitoring UE for full or partial matching of PROSE PC5 DISCOVERY messages received on the PC5 interface (see clause 10.2.1). Only one code is allowed in a discovery filter;
- b) ProSe application mask: a bitmask provided by the 5G DDNMF in order to allow the monitoring UE to perform a full matching or partial matching of PROSE PC5 DISCOVERY messages received on the PC5 interface. A ProSe application mask with all bits set to "1" is used for full matching. One or more ProSe application masks may be included in a discovery filter. The length of the ProSe application mask is as same as the length of ProSe application code; and
- c) TTL Timer T5064: time-to-live duration for which the associated discovery filter is valid, after which it shall not be used. It is an integer in the 1-525600 range representing the timer value in unit of minutes.

11.4.2.10 Monitored PLMN ID

This parameter is used to indicate the PLMN ID of the PLMN in which the PROSE PC5 DISCOVERY message containing a ProSe application code for which there was a match event was received. It is coded as specified in 3GPP TS 23.003 [12].

11.4.2.11 VPLMN ID

This parameter is used to indicate the PLMN ID of the PLMN in which the requesting UE is registered. It is coded as specified in 3GPP TS 23.003 [12].

11.4.2.12 UTC-based counter

This parameter is used to indicate the UTC time associated with the discovery transmission opportunity in which a PROSE PC5 DISCOVERY message is sent. This parameter is also used to indicate the UTC time associated with the security protected relay service code for 5G ProSe UE-to-network relay when PROSE DIRECT LINK ESTABLISHMENT REQUEST message is sent. It is expressed in unit of seconds and coded in binary format as the 32 least significant bits of the coordinated universal time as defined in 3GPP TS 38.331 [13].

11.4.2.13 Validity timer T5072

This parameter is used to carry the value of validity timer T5072 associated with a ProSe application code for which there was a match event. It is an integer in the 1-525600 range representing the timer value in unit of minutes.

11.4.2.14 Metadata flag

This parameter is used to indicate whether the UE wishes to receive the latest metadata information associated with the ProSe application ID or RPAUID in the MATCH_REPORT_ACK from the 5G DDNMF. It is a Boolean value coded as follows:

- a) False: the UE does not wish to receive the latest metadata information associated with the ProSe application ID or RPAUID in the MATCH_REPORT_ACK from the 5G DDNMF; or
- b) True: the UE wishes to receive the latest metadata information associated with the ProSe application ID or RPAUID in the MATCH_REPORT_ACK message from the 5G DDNMF.

11.4.2.15 Metadata

This parameter is used to carry the metadata that is associated with the ProSe application ID contained in the MATCH_REPORT_ACK message. The purpose of the metadata is to carry additional application-layer information associated with a particular ProSe application ID. Examples of such information are postal address, phone number, URL etc. The length and contents of the metadata are out of scope of 3GPP. The format of the metadata is a UTF8-encoded string.

11.4.2.16 Current time

This parameter is used to carry the current UTC-based time at the 5G DDNMF. The format of this parameter follows the XML data type defined in table 11.4.1.1 for ProSe parameter type "Time".

11.4.2.17 Max offset

This parameter is used to indicate the maximum time difference between the time on the UE's ProSe clock and the UTC-based counter associated with the discovery slot in seconds, as specified in 3GPP TS 33.503 [34]. The Max offset is an integer in the 1-32 range.

11.4.2.18 Discovery type

This parameter is used to indicate the type of ProSe direct discovery contained in the DISCOVERY_REQUEST message or MATCH_REPORT message. It is an integer in the 0-3 range encoded as table 11.4.2.18.1.

Table 11.4.2.18.1: Discovery type

0	Reserved
1	Open discovery
2	Restricted discovery
3	Unused

11.4.2.19 Match report refresh timer T5074

This parameter is used to carry the value of match report refresh timer T5074 associated with a ProSe application code for which there was a match event. It is an integer in the 1-525600 range representing the timer value in unit of minutes.

11.4.2.20 Requested timer

During the announce request procedure for open 5G ProSe direct discovery or restricted 5G ProSe direct discovery model A, the requested timer element is used to carry the length of validity timer associated with the ProSe application code or the ProSe restricted code that the UE expects to receive from the 5G DDNMF. When the procedure is to inform

the 5G DDNMF that the UE wants to stop announcing a ProSe application code or a ProSe restricted code before the associated valid timer expires, the requested timer shall be set to 0.

During the monitor request procedure for open 5G ProSe direct discovery or restricted 5G ProSe direct discovery model A, the requested timer element is only used to inform the 5G DDNMF that the UE wants to stop monitoring using discovery filter(s) or restricted discovery filter(s). The requested timer shall be set to 0.

It is an integer in the 0-525600 range representing the timer value in unit of minutes.

11.4.2.21 DDNMF transaction ID

This parameter is used to uniquely identify a PC3a control protocol for ProSe direct discovery transaction when it is combined with other PC3a control protocol for ProSe direct discovery transactions in the same transport message. The 5G DDNMF shall set this parameter to a new number for each outgoing new request. The DDNMF transaction ID is an integer in the 0-255 range.

11.4.2.22 Update info

This parameter is used to carry the following:

- a) the updated information for an announcing UE in restricted discovery with a new ProSe restricted code to replace the old one in the discovery entry and the corresponding validity timer. In this case the parameter shall contain the following:
 - 1) ProSe restricted code: See clause 11.4.2.27; and
 - 2) validity timer T5062: See clause 11.4.2.32.
- b) the updated information for a monitoring UE in restricted discovery with a new set of restricted discovery filters to be used for a given discovery entry. In this case the parameter shall contain one or more restricted discovery filters as defined in clause 11.4.2.30;
- c) the updated information for an announcing UE in open discovery with a new ProSe application code to replace the old one in the discovery entry and the corresponding validity timer. In this case the parameter shall contain:
 - 1) ProSe application code: See clause 11.4.2.6; and
 - 2) validity timer T5060: See clause 11.4.2.7; or
- d) the updated information for a monitoring UE in open discovery with a new set of discovery filters to be used for a given discovery entry. In this case the parameter shall contain one or more discovery filters defined in clause 11.4.2.9.

11.4.2.23 RPAUID

This parameter is used to carry the RPAUID, which is an identity used for restricted 5G ProSe direct discovery, identifying application related information for the 5G ProSe-enabled UE.

11.4.2.24 Announcing type

This parameter is used to indicate whether the UE requests on demand announcing in a DISCOVERY_REQUEST message. It is an integer in the 0-255 range encoded as table 11.4.2.24.1.

Table 11.4.2.24.1: Announcing type

0	Normal
1	On demand
2-225	Unused

11.4.2.25 Application level container

This parameter is used to carry the Application level container, which contains application-level data transparent to the 3GPP network transferred between the application client in the UE and the ProSe application server.

11.4.2.26 Discovery entry ID

This parameter is used to carry the discovery entry ID, which is an identity allocated by the 5G DDNMF to refer to a discovery entry in the UE's context as a result of a discovery request, either announcing or monitoring. It is an integer in the 0-65535 range.

11.4.2.27 ProSe restricted code

This parameter is used to contain a ProSe restricted code. The format of the ProSe restricted code is as follows:

- a) if the ProSe restricted code is included in a MATCH_REPORT message and application-controlled extension is not used, the ProSe restricted code is encoded as a 184 bitstring composed of:
 - 1) the ProSe restricted code in the 64 most significant bits; and
 - 2) the remaining 120 bits set to zero;
- b) if the ProSe restricted code is included in a MATCH_REPORT message and application-controlled extension is used, the ProSe restricted code is encoded as a 184 bitstring composed of:
 - 1) the ProSe restricted code prefix in the 64 most significant bits;
 - 2) the ProSe restricted code suffix; and
 - 3) any remaining unused least significant bits set to zero; or
- c) in all other cases, the ProSe restricted code is encoded as a 64 bitstring as defined in 3GPP TS 23.003 [12].

11.4.2.28 ProSe restricted code suffix range

This parameter is used to carry a range of consecutive ProSe restricted code suffixes, each of which can be appended by the UE to a ProSe restricted code prefix (see clause 11.4.2.27) for restricted 5G ProSe direct discovery with application-controlled extension. A ProSe restricted code suffix range includes a beginning suffix code and optionally an ending suffix code, as described below:

- a) beginning suffix code: the bit-length of this bit string reflects the length of the suffix portion of the ProSe restricted code allocated by the ProSe application server for an RPAUID based on application configuration. The binary value of this code is the lowest value of the ProSe restricted code suffix range; and
- b) ending suffix code: the binary value of this code is the highest value of the ProSe restricted code suffix range. The length of the ending suffix code shall be the same as that of the beginning suffix code.

If the ProSe restricted code suffix range contains only a single ProSe restricted code suffix, then that suffix is represented by the beginning suffix code and the ending suffix code is omitted.

11.4.2.29 On demand announcing enabled indicator

This parameter is used to carry the on demand announcing enabled indicator, which is a Boolean value indicating whether on demand announcing is enabled or not in the 5G DDNMF.

11.4.2.30 Restricted discovery filter

This parameter is used to carry the discovery filter(s) used to monitor an individual target RPAUID in restricted 5G ProSe direct discovery model A. It contains one or more filters, TTL timer T5066, optionally an RPAUID parameter identifying the target RPAUID, optionally a metadata indicator and optionally the corresponding metadata. The elements in the restricted discovery filter parameter are defined as below:

- a) filter: a matching filter used for restricted 5G ProSe direct discovery Model A monitoring. It contains one code and one or more masks. The code is used by a monitoring UE for full or partial matching of PROSE PC5 DISCOVERY messages received on the PC5 interface with a ProSe restricted code (see clause 11.4.2.27). Only one code is allowed in a filter. The mask is a bitmask provided by the 5G DDNMF in order to allow the monitoring UE to perform a full matching or partial matching of PROSE PC5 DISCOVERY messages received on the PC5 interface. A mask with all bits set to "1" is used for full matching. One or more masks may be included in a filter. The length of the mask is the same as the length of the code;
- b) TTL Timer T5066: time-to-live duration for which the associated restricted discovery filter is valid, after which it shall not be used. It is an integer in the 1-525600 range representing the timer value in unit of minutes;
- c) RPAUID: identifier of the target RPAUID to be monitored;
- d) metadata indicator: it contains the information element defined in clause 11.4.2.44; and
- e) metadata: application-layer metadata associated with the monitoring target.

11.4.2.31 ACE enabled indicator

This parameter is used to indicate whether application-controlled extension for open 5G ProSe direct discovery or restricted 5G ProSe direct discovery is enabled. It is an integer value in the 0-255 range encoded as table 11.4.2.31.1.

Table 11.4.2.31.1: ACE enabled indicator

0	Reserved
1	Normal
2	Application-controlled extension enable
3-225	Unused

11.4.2.32 Validity timer T5062

This parameter is used to carry the value of validity timer T5062 associated with a ProSe restricted code or ProSe restricted code prefix. It is an integer in the 1-525600 range representing the timer value in unit of minutes.

11.4.2.33 Restricted code security material

This parameter is used as a container for the information necessary for security keys and algorithms protecting the sending or receiving of restricted 5G ProSe direct discovery messages over the PC5 interface. The elements in the restricted code security material parameter are listed below:

- a) DUSK: an optional key which is allocated by the 5G DDNMF and is used by the UE for scrambling or unscrambling the PROSE PC5 DISCOVERY message containing the ProSe restricted code in restricted 5G ProSe direct discovery. The calculation of the DUSK is defined in 3GPP TS 33.503 [34];
- b) DUIK: an optional key which is allocated by the 5G DDNMF and is used by the UE to compute the MIC that is included in the PROSE PC5 DISCOVERY message containing the ProSe restricted code in restricted 5G ProSe direct discovery. The calculation of the DUIK is defined in 3GPP TS 33.503 [34]; and
- c) DUCK and associated encrypted bitmask: DUCK is an optional key which is allocated by the 5G DDNMF and is used by the UE to encrypt a portion of the PROSE PC5 DISCOVERY message containing the ProSe restricted code in restricted 5G ProSe direct discovery. The calculation of the DUCK is defined in 3GPP TS 33.503 [34]. The encrypted bitmask is a bitmask which uses bit "1" to mark the positions of the bits for which the DUCK encryption is applied.
- d) MIC-check-indicator: an optional indication which is provided by the 5G DDNMF and indicates whether to use match reports for MIC checking, used by the UE to decide whether to perform the required MIC check via the match report procedure for restricted 5G ProSe direct discovery. If this indication is included, the DUIK shall not be included in the restricted code security material parameter but provided as a separate parameter as specified in 3GPP TS 33.503 [34]. This indication is not used for 5G ProSe UE-to-network relay discovery and group member discovery.

11.4.2.34 Discovery model

This parameter is used to indicate the model of ProSe direct discovery contained in the DISCOVERY_REQUEST message. It is an integer in the 0-3 range encoded as table 11.4.2.34.1.

Table 11.4.2.34.1: Discovery model

0	Reserved
1	Model A
2	Model B
3	Unused

11.4.2.35 ProSe response code

This parameter is used to carry the ProSe response code. It is a bit string coded as specified in 3GPP TS 23.003 [12].

11.4.2.36 Discovery query filter

This parameter is used to carry the discovery query filter that is allocated by the 5G DDNMF in the HPLMN to the discoveree UE for restricted Model B discovery, for a particular RPAUID. The elements in the discovery query filter parameter are defined as below:

- a) Code: the code is used by a discoveree UE for full or partial matching of PROSE PC5 DISCOVERY messages received on the PC5 interface containing a ProSe query code. Only one code is allowed in a discovery query filter; and
- b) Mask: the mask is a bitmask provided by the 5G DDNMF in order to allow the discoveree UE to perform a full matching or partial matching of PROSE PC5 DISCOVERY messages received on the PC5 interface containing the ProSe query code. A mask with all bits set to "1" is used for full matching. One or more masks may be included in a filter. The length of the mask is the same as the length of the code.

11.4.2.37 Validity timer T5068

This parameter is used to carry the value of validity timer T5068 associated with a ProSe response code and corresponding discovery query filter(s). It is an integer in the 1-525600 range representing the timer value in unit of minutes.

11.4.2.38 Subquery result

This parameter is used to contain the information allocated by the 5G DDNMF related to one particular query target RPAUID which the discoverer UE intends to query with restricted 5G ProSe direct discovery model B. It contains one ProSe query code, one or more discovery response filter(s), validity timer T5070, an RPAUID parameter identifying the target RPAUID, restricted security and optionally the corresponding metadata. The elements in the subquery result parameter are defined as below:

- a) ProSe query code: it is a ProSe restricted code allocated by the 5G DDNMF to a discoverer UE to solicit the response from a discoveree UE for a particular target RPAUID;
- b) discovery response filter: it contains one code and one or more masks to be used to matching ProSe response code. The code is used by a discoverer UE to represent a targeted ProSe response code (see clause 11.4.2.35). The mask is a bitmask provided by the 5G DDNMF in order to allow the discoverer UE to perform a full matching or partial matching of PROSE PC5 DISCOVERY messages received on the PC5 interface containing the ProSe response code. A mask with all bits set to "1" is used for full matching. The length of the mask is the same as the length of the code;
- c) validity timer T5070: it represents the validity time associated with a ProSe query code and corresponding discovery response filter(s). It is an integer in the 1-525600 range representing the timer value in unit of minutes;
- d) code-sending security parameter: it contains the information element defined in clause 11.4.2.33;
- e) code-receiving security parameter: it contains the information element defined in clause 11.4.2.33;

- f) RPAUID: identifier of the target RPAUID to be monitored; and
- g) metadata: application-layer metadata associated with the querying target.

11.4.2.39 Validity timer T5076

This parameter is used to carry the value of validity timer T5076 associated with a ProSe restricted code for which there was a match event. It is an integer in the 1-525600 range representing the timer value in unit of minutes.

11.4.2.40 Match report refresh timer T5077

This parameter is used to carry the value of match report refresh timer T5077 associated with a ProSe restricted Code for which there was a match event. It is an integer in the 1-525600 range representing the timer value in unit of minutes.

11.4.2.41 Metadata index mask

This parameter is a bitmask provided by the 5G DDNMF in order to indicate the portion used for the metadata index in the ProSe application code for the monitoring UE. The length of the metadata index mask is as same as the length of ProSe application code.

11.4.2.42 Network-initiated transaction method

This parameter is used to indicate the method enabling transport of PC3a messages for 5G DDNMF-initiated ProSe direct discovery procedures. It is an integer in the 0-255 range encoded as table 11.4.2.42.1.

Table 11.4.2.42.1: Network-initiated transaction method

0	Unused
1	HTTP long polling
2-255	Unused

11.4.2.43 Announcing PLMN ID

This parameter is used to indicate the PLMN ID of the PLMN operating the radio resources which the UE intends to use for transmitting a PROSE PC5 DISCOVERY message. It is coded as specified in 3GPP TS 23.003 [12].

11.4.2.44 Metadata Indicator

This parameter is used to indicate whether there is a metadata associated with the target RPAUID. It is an integer value in the 0-255 range encoded as table 11.4.2.44.1.

Table 11.4.2.44.1: Metadata indicator

0	No metadata associated
1	Metadata associated
2-255	Unused

11.4.2.45 ProSe application code prefix

This parameter is used to contain a ProSe application code prefix. Its length indicates the size in bits of the allocated prefix, which can take any value that is a multiple of 8 in the 32 to 176 range.

NOTE: The size of the prefix for a given application is determined by the ProSe application server and made known to the 5G DDNMF by means that are out of scope of 3GPP.

11.4.2.46 ProSe application code suffix

This parameter is used to contain a ProSe application code suffix. The ProSe application code suffix is used with a ProSe application code prefix to form a 184-bit ProSe application code for open 5G ProSe direct discovery with application-controlled extension.

11.4.2.47 ProSe application code ACE

This parameter is used to carry a set of ProSe application code(s) allocated for a corresponding ProSe application ID when application-controlled extension is used. It contains one ProSe application code Prefix and one or more ProSe application code suffix range(s). The elements in the ProSe application code ACE parameter are defined as below:

- a) ProSe application code prefix: as defined in clause 11.4.2.45; and
- b) ProSe application code suffix range: this parameter is used to carry a range of consecutive ProSe application code suffixes (see clause 11.4.2.46). A ProSe application code suffix range includes a beginning suffix code and optionally an ending suffix code, as described below:
 - 1) beginning suffix code: the bit-length of this bit string reflects the length of the suffix portion of the ProSe application code allocated by the ProSe application server for a ProSe application ID based on application configuration. The binary value of this code is the lowest value of the ProSe application code suffix range; and
 - 2) ending suffix code: the binary value of this code is the highest value of the ProSe application code suffix range. The length of the ending suffix code shall be the same as that of the beginning suffix code.

If the ProSe application code suffix range contains only a single ProSe application code suffix, then that suffix is represented by the beginning suffix code and the ending suffix code is omitted.

11.4.2.48 Discovery key

This parameter is used to carry a Discovery key allocated by the 5G DDNMF. This key is used by the UE to compute the MIC that is included in the PROSE PC5 DISCOVERY message. The format of Discovery key is defined in 3GPP TS 33.303 [36].

11.4.2.49 PC5 security policies

This parameter is used to indicate the PC5 security policies as integer values, where the PC5 signalling security policies are defined in table 11.3.12.1 and the PC5 user plane security policies are defined in table 11.3.23.1.

11.4.2.50 PC5 UE ciphering algorithm capability

This parameter is used to indicate the UE supported ciphering algorithms as integer values, where the UE supported ciphering algorithms field is defined as octet 3 of figure 11.3.11.1 and table 11.3.11.1.

11.4.2.51 Selected PC5 ciphering algorithm

This parameter is used to indicate the selected PC5 ciphering algorithm as integer values, where the selected PC5 ciphering algorithm field is defined as bit 5 to 7 of octet 2 in figure 11.3.22.1 and table 11.3.22.1.

11.4.2.52 ProSe PC5 discovery message

This parameter is used to include the entire PROSE PC5 DISCOVERY message where the match event occurred. For the restricted 5G ProSe direct discovery procedure, this parameter is included if it is required to check the MIC via the match report procedure as specified in clause 6.2.9.2 and clause 6.2.10.2.

11.4.2.53 PKMF address

This parameter is used to carry a 5G PKMF address to the UE by the 5G DDNMF in order to find a 5G PKMF for the authentication based on security procedure over user plane as specified in 3GPP TS 33.503 [34].

The PKMF address information element is coded as shown in figure 11.4.2.53.1, figure 11.4.2.53.2, figure 11.4.2.53.3, and table 11.4.2.53.1.

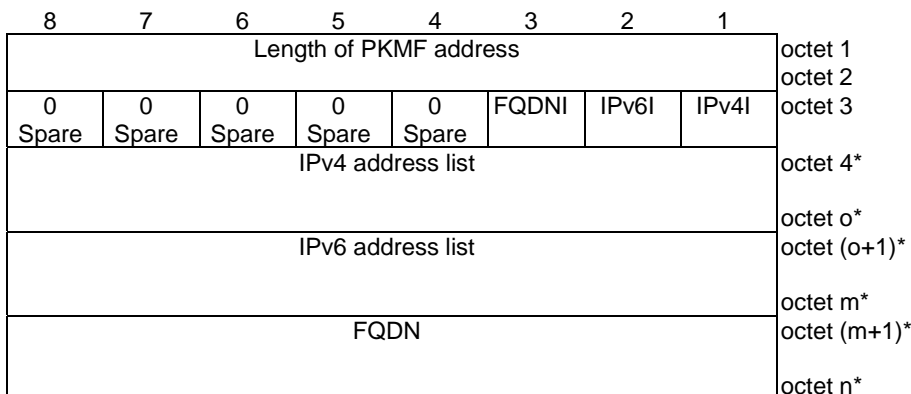


Figure 11.4.2.53.1: PKMF address

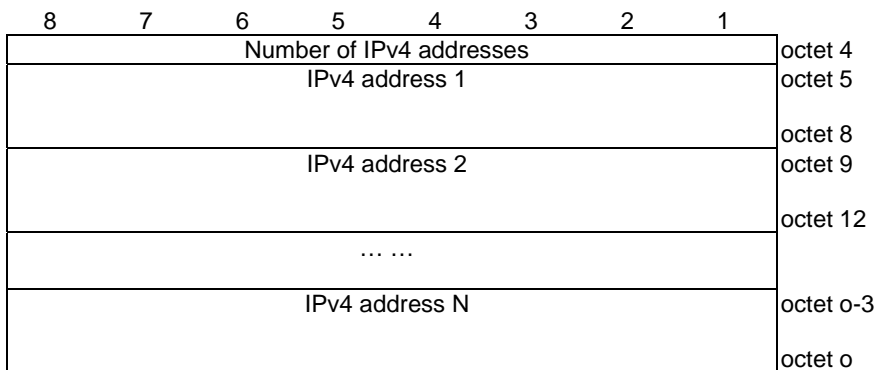


Figure 11.4.2.53.2: IPv4 address list

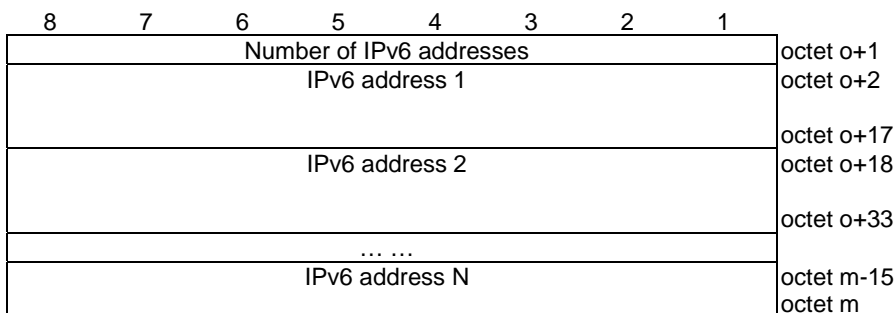


Figure 11.4.2.53.3: IPv6 address list

Table 11.4.2.53.1: PKMF address information element

IPv4 addresses indicator (IPv4I) (octet 3 bit 1): (NOTE 1)	
Bit	
1	
0	IPv4 address list is not present
1	IPv4 address list is present
IPv6 addresses indicator (IPv6I) (octet 3 bit 2): (NOTE 1)	
Bit	
2	
0	IPv6 address list is not present
1	IPv6 address list is present
FQDN indicator (FQDNI) (octet 3 bit 3): (NOTE 2)	
Bit	
3	
0	FQDN is not present
1	FQDN is present
IPv4 address list (octet 4 to octet o)	
IPv4 address list contains the IPv4 address(es) of the 5G PKMF and shall be encoded as defined in figure 11.4.2.53.2.	
IPv6 address list (octet o+1 to octet m)	
IPv6 address list contains the IPv6 address(es) of the 5G PKMF and shall be encoded as defined in figure 11.4.2.53.3.	
FQDN (octet m+1 to n)	
FQDN field contains a sequence of one octet FQDN length field and a FQDN value of variable size. The FQDN value field shall be encoded as defined in clause 28.3.2.1 of 3GPP TS 23.003 [12].	
NOTE 1: If multiple IPv4 addresses and/or IPv6 addresses are included, which one of these addresses is selected is implementation dependent.	
NOTE 2: If the 5G PKMF supports the 5G PKMF Services with "https" URI scheme (i.e use of TLS is mandatory), then the FQDN shall be used to construct the target URI.	

11.5 Void

11.6 5G ProSe security message over PC8 formats

11.6.1 Data types format in XML schema

To exchange structured information over the transport protocol, XML text format/notation is introduced.

The corresponding XML data types for the data types used in ProSe messages are provided in table 11.6.1.1.

Table 11.6.1.1: Primitive or derived types for ProSe parameter type

ProSe parameter type	Type in XML schema
Integer	xs:integer
String	xs:string
Boolean	xs:boolean
Binary	xs:hexBinary
Bit string	xs:hexBinary
Time	xs:dateTime

For complex data types described in clause 11.6.2, an XML "complexType" can be used.

Message construction shall be compliant with W3C REC-xmlschema-2-20041028: "XML Schema Part 2: Datatypes" [29].

11.6.2 Parameters in 5G ProSe security messages over PC8

11.6.2.1 Transaction ID

This parameter is used to uniquely identify a PC8 control protocol for 5G ProSe security transaction when it is combined with other PC8 control protocol for 5G ProSe security transactions in the same transport message. The UE shall set this parameter to a new number for each outgoing new key request. The transaction ID is an integer in the 0-255 range.

11.6.2.2 UP-PRUK

This parameter is used to indicate the UP-PRUK allocated by the 5G PKMF. The calculation of the UP-PRUK is defined in 3GPP TS 33.503 [34].

11.6.2.3 UP-PRUK ID

This parameter is used to indicate the identifier of the UE stored UP-PRUK. The UP-PRUK ID value consists of two fields:

- a) UP-PRUK ID format field which is the 1st character of the UP-PRUK ID value: an ASCII character, as defined in IETF RFC 20 [40], coded in table 11.6.2.3.1; and

Table 11.6.2.3.1: UP-PRUK ID format

ASCII character "0"	Reserved
ASCII character "1"	NAI
ASCII character "2"	64-bit string
other ASCII characters	unused

- b) UP-PRUK ID field which is 2nd and later characters of the UP-PRUK ID value:
 - 1) if the UP-PRUK ID format field indicates "NAI", the UP-PRUK ID field is a UP-PRUK ID in the NAI format as defined in clause 28.7.10 of 3GPP TS 23.003 [12], encoded as UTF-8 string; or
 - 2) if the UP-PRUK ID format field indicates "64-bit string", the UP-PRUK ID field is a 64-bit string, encoded using 16 hexadecimal digits, each digit indicated by an ASCII character "0" - "9" or "A" - "F", as defined in IETF RFC 20 [40].

11.6.2.4 PC5 UE security capabilities

See clause 11.4.2.50.

11.6.2.5 MCC

This parameter is used to indicate the MCC as specified in Annex A of ITU-T Recommendation E.212 [27].

11.6.2.6 MNC

The coding of this parameter is responsibility of each administration. If MNC consists of 2 digits, MNC value is between 10 and 99.

11.6.2.7 Current time

See clause 11.4.2.16.

11.6.2.8 Max offset

See clause 11.4.2.17.

11.6.2.9 Expiration timer

This parameter is used to indicate the expiration timer of the 5G ProSe UE-to-network relay discovery security parameters for 5G ProSe remote UE or the expiration timer of the 5G ProSe UE-to-network relay discovery security parameters for 5G ProSe UE-to-network relay UE.

It is an integer in the 1-525600 (decimal) range representing the timer value in unit of minutes.

11.6.2.10 Relay service code

This parameter is used to indicate a connectivity service the UE-to-Network relay provides.

It is an integer in the 0 to 16777215 (decimal) range.

11.6.2.11 Selected PC5 ciphering algorithm

See clause 11.4.2.51.

11.6.2.12 DUSK

This parameter is used to provide DUSK as specified in 3GPP TS 33.503 [34].

11.6.2.13 DUIK

This parameter is used to provide DUIK as specified in 3GPP TS 33.503 [34].

11.6.2.14 DUCK

This parameter is used to provide DUCK as specified in 3GPP TS 33.503 [34].

11.6.2.15 Encrypted bitmask

This parameter is used to provide encrypted_bits_mask associated with a DUCK as specified in 3GPP TS 33.503 [34].

11.6.2.16 GPI

This parameter is used to indicate the GPI encoded as specified in clause 5.3.5 in 3GPP TS 33.223 [44].

11.6.2.17 Signalling ciphering policy

This parameter is used to indicate the signalling ciphering policy. The parameter is encoded as the signalling ciphering policy field as specified in the table 11.3.12.1, with values in the 0 to 7 range.

11.6.2.18 User plane integrity protection policy

This parameter is used to indicate the user plane integrity protection policy. The parameter is encoded as the user plane integrity protection policy field as specified in the table 11.3.23.1, with values in the 0 to 7 range.

11.6.2.19 User plane ciphering policy

This parameter is used to indicate the user plane ciphering policy. The parameter is encoded as the user plane ciphering policy field as specified in the table 11.3.23.1, with values in the 0 to 7 range.

11.6.2.20 PC8 control protocol cause value

This parameter is used to indicate the particular reason why a PROSE_SECURITY_PARAM_REQUEST, PROSE_PRUK_REQUEST or PROSE_KEY_REQUEST message from the UE has been rejected by the 5G PKMF. It is an integer in the 0-255 range encoded in table 11.6.2.20.1.

Table 11.6.2.20.1: PC8 control protocol cause value

0	Reserved
3	UE authorization failure
1, 2, 4-255	Unused

11.6.2.21 SUCI

This parameter is used to indicate the SUCI of the 5G ProSe remote UE in NAI format as specified in 3GPP TS 23.003 [12].

11.6.2.22 K_{NRP} freshness parameter 1

This parameter is used to indicate 128-bit long K_{NRP} freshness parameter 1 as specified in 3GPP TS 33.503 [34].

11.6.2.23 AUTS

This parameter is used to provide 112-bit long information to begin a re-synchronisation as specified in 3GPP TS 33.503 [34].

11.6.2.24 RAND

This parameter is used to provide a 128-bit long non-predictable challenge as specified in 3GPP TS 33.503 [34].

11.6.2.25 K_{NRP}

This parameter is used to provide a 256-bit K_{NRP} as specified in 3GPP TS 33.503 [34].

11.6.2.26 K_{NRP} freshness parameter 2

This parameter is used to indicate 128-bit long K_{NRP} freshness parameter 2 as specified in 3GPP TS 33.503 [34].

11.6.2.27 PLMN ID

This parameter is used to provide the HPLMN ID of the 5G ProSe UE-to-network relay UE for which the security parameters are associated. It is coded as specified in 3GPP TS 23.003 [12].

11.7 Formats for messages transmitted over the PC3ach interface

11.7.1 Data types format in XML schema

To exchange structured information over the transport protocol, XML text format/notation is introduced.

The corresponding XML data types for the data types used in 5G ProSe PC3ach messages are provided in table 11.7.1.

Table 11.7.1: Primitive or derived types for 5G ProSe PC3ach Parameter Type

5G ProSe Parameter Type	Type in XML Schema
Integer	xs:integer
String	xs:string
Boolean	xs:boolean
Binary	xs:hexBinary
Bit string	xs:hexBinary
Time	xs:dateTime

For complex data types described in clause 11.7.2, an XML "complexType" can be used.

Message construction shall be compliant with W3C REC-xmlschema-2-20041028 [29].

11.7.2 Parameters in messages transmitted over the PC3ach interface

11.7.2.1 Transaction ID

This parameter is used to uniquely identify a message transmitted over the PC3ach interface when it is combined with another message transmitted over the PC3ach interface in the same transport message. The UE shall set this parameter to a new number for each outgoing new message which includes this information element and is transmitted over the PC3ach interface. The transaction ID is an integer in the 0-255 range.

11.7.2.2 Sequence number

This parameter is used to indicate sequence number of the usage information report. The sequence number is an integer in the 0-4294967295 range. The sequence number is set to 0 on UE power up and is increased by 1 whenever a new usage information report is created.

11.7.2.3 In coverage

This parameter is used to indicate whether the UE was in NG-RAN coverage. It is a Boolean value coded as follows:

True the UE is in NG-RAN coverage.

False the UE is out of NG-RAN coverage.

11.7.2.4 NCGI

This parameter is used to indicate NG-RAN Cell Global Identification of the NG-RAN cell where the UE was camping on or which the UE used in the 5GMM-CONNECTED mode. The coding of NCGI is defined in 3GPP TS 23.003 [12].

11.7.2.5 5G ProSe direct communication radio parameters

This parameter is used to indicate the radio parameters used for 5G ProSe direct communication. Format of the value is according to the SL-PreconfigurationNR-r16 ASN.1 data type described in 3GPP TS 38.331 [13].

11.7.2.6 Cause value

This parameter is used to indicate the particular reason why the 5G DDNMF CTF (ADF) rejects PROSE_USAGE_INFORMATION_REPORT_LIST message. It is an integer in the 0-255 range encoded as follows:

- 0 Reserved
- 2 UE authorization failure
- 3 Invalid message format
- 10 Unable to process usage information report list
- 1, 4-9, 11-255 Unused

11.7.2.7 Timestamp

This parameter is used to indicate time and date. The format of this parameter follows the XML data type defined in table 11.7.1 for 5G ProSe PC3ach message parameter type "Time".

11.7.2.8 ProSe layer-2 group ID

This parameter is used to indicate a ProSe layer-2 group ID. The value of ProSe layer-2 group ID is a 24-bit bit-string.

11.7.2.9 5G ProSe Group IP multicast address

This parameter is used to indicate a 5G ProSe Group IP multicast address. If the IP address is an IPv4 address, its value is coded as a string representing the dotted-decimal format of the IPv4 address as specified in IETF RFC 1166 [48]. If the IP address is an IPv6 address, its value is coded as a string representing the canonical text representation format of the IPv6 address as specified in IETF RFC 5952 [49].

11.7.2.10 UE IP address

This parameter is used to indicate an IP address used by the UE as a source address. If the IP address is an IPv4 address, its value is coded as a string representing the dotted-decimal format of the IPv4 address as specified in IETF RFC 1166 [48]. If the IP address is an IPv6 address, its value is coded as a string representing the canonical text representation format of the IPv6 address as specified in IETF RFC 5952 [49].

11.7.2.11 UE layer-2 ID

This parameter is used to indicate the layer-2 ID used by the UE. The value of UE layer-2 ID is a 24-bit bit-string.

11.7.2.12 Data amount

This parameter is used to indicate the amount of transmitted or received data in octets. The value of this parameter is coded as an integer.

11.7.2.13 Radio resources indicator

This parameter is used to indicate whether the operator-provided radio resources or the configured radio resources were used for 5G ProSe direct communication.

It is an integer in the 0-255 range encoded as follows:

- 0 Reserved
- 1 the operator-provided radio resources
- 2 the configured radio resources
- 3-255 Unused

11.7.2.14 Radio frequency

This parameter is used to indicate the radio frequency used for 5G ProSe direct communication.

Format of the value is according to the ARFCN-ValueNR ASN.1 data type described in 3GPP TS 38.331 [13].

11.7.2.15 PC5 QoS flow identifier

This parameter is used to indicate the PC5 QoS flow identifier used to identify the QoS flow for 5G ProSe direct communication. It is coded as specified in Table 11.3.5.1.

11.7.2.16 PQI

This parameter is used to indicate the PQI of PC5 QoS flow used for 5G ProSe direct communication. It is coded as specified in Table 11.3.5.1.

11.7.2.17 GFBR

This parameter is used to indicate the guaranteed flow bit rate (GFBR) of PC5 QoS flow used for 5G ProSe direct communication. It is coded as specified in Table 11.3.5.1.

11.7.2.18 MFBR

This parameter is used to indicate the maximum flow bit rate (MFBR) of PC5 QoS flow used for 5G ProSe direct communication. It is coded as specified in Table 11.3.5.1.

11.7.2.19 Averaging window

This parameter is used to indicate the averaging window of PC5 QoS flow used for 5G ProSe direct communication. It is coded as specified in Table 11.3.5.1.

11.7.2.20 Resource type

This parameter is used to indicate the resource type of PC5 QoS flow used for 5G ProSe direct communication. It is coded as specified in Table 11.3.5.1.

11.7.2.21 Default priority level

This parameter is used to indicate the default priority level of PC5 QoS flow used for 5G ProSe direct communication. It is coded as specified in Table 11.3.5.1.

11.7.2.22 Packet delay budget

This parameter is used to indicate the packet delay budget of PC5 QoS flow used for 5G ProSe direct communication. It is coded as specified in Table 11.3.5.1.

11.7.2.23 Packet error rate

This parameter is used to indicate the packet error rate of PC5 QoS flow used for 5G ProSe direct communication. It is coded as specified in Table 11.3.5.1.

11.7.2.24 Default maximum data burst volume

This parameter is used to indicate the default maximum data burst volume of PC5 QoS flow used for 5G ProSe direct communication. It is coded as specified in Table 11.3.5.1.

12 List of system parameters

12.1 Overview

The description of timers in the following tables should be considered a brief summary. The precise details are found in clauses 4 to 8, which should be considered the definitive descriptions.

12.2 Timers of provisioning of parameters for 5G ProSe configuration procedures

Timers of provisioning of parameters for 5G ProSe configuration are shown in table 12.2.1.

NOTE: Timer T5040 is defined in 3GPP TS 24.587 [18].

Table 12.2.1: Timers of provisioning of parameters for 5G ProSe configuration – UE side

TIMER NUM.	TIMER VALUE	CAUSE OF START	NORMAL STOP	ON EXPIRY
T5051	Validity timer value for UE policies for 5G ProSe direct discovery over PC5 (see clause 5.2), which is specified in 3GPP TS 24.555 [17] clause 5.3.	Start using the new UE policies for 5G ProSe direct discovery received in MANAGE UE POLICY COMMAND message	Stop using the old UE policies for 5G ProSe direct discovery	Initiate the UE-requested ProSeP provisioning procedure (NOTE 1)
T5052	Validity timer value for UE policies for 5G ProSe direct communication over PC5 (see clause 5.2), which is specified in 3GPP TS 24.555 [17] clause 5.4.	Start using the new UE policies for 5G ProSe direct communications received in MANAGE UE POLICY COMMAND message	Stop using the old UE policies for 5G ProSe direct communications	Initiate the UE-requested ProSeP provisioning procedure (NOTE 1)
T5053	Validity timer value for UE policies for 5G ProSe UE-to-network relay UE (see clause 5.2), which is specified in 3GPP TS 24.555 [17] clause 5.5.	Start using the new UE policies for 5G ProSe UE-to-network relay UE received in MANAGE UE POLICY COMMAND message	Stop using the old UE policies for 5G ProSe UE-to-network relay UE	Initiate the UE-requested ProSeP provisioning procedure (NOTE 1)
T5054	Validity timer value for UE policies for 5G ProSe remote UE (see clause 5.2), which is specified in 3GPP TS 24.555 [17] clause 5.6.	Start using the new UE policies for 5G ProSe Remote UE received in MANAGE UE POLICY COMMAND message	Stop using the old UE policies for 5G ProSe Remote UE	Initiate the UE-requested ProSeP provisioning procedure (NOTE 1)
T5055	Validity timer value for the security related parameters at the 5G ProSe UE-to-network relay UE, used for UE-to-network relay discovery when the security procedure over control plane as specified in 3GPP TS 33.503 [34] is used (see clause 5.2), which is specified in 3GPP TS 24.555 [17] clause 5.5.	Start using the security related parameters for discovery in the new UE policies for 5G ProSe UE-to-network relay UE received in MANAGE UE POLICY COMMAND message	Stop using the security related parameters for discovery in the old UE policies for 5G ProSe UE-to-network relay UE	Consider the existing configured security related parameters for discovery as invalid
T5056	Validity timer value for the security related parameters at the 5G ProSe remote UE, used for UE-to-network relay discovery when the security procedure over control plane as specified in 3GPP TS 33.503 [34] is used (see clause 5.2), which is specified in 3GPP TS 24.555 [17] clause 5.6.	Start using the security related parameters for discovery in the new UE policies for 5G ProSe remote UE received in MANAGE UE POLICY COMMAND message	Stop using the security related parameters for discovery in the old UE policies for 5G ProSe remote UE	Consider the existing configured security related parameters for discovery as invalid

TIMER NUM.	TIMER VALUE	CAUSE OF START	NORMAL STOP	ON EXPIRY
T5057	Validity timer value for UE policies for 5G ProSe usage information reporting (see clause 5.2), which is specified in 3GPP TS 24.555 [17] clause 5.7.	Start using the new UE policies for 5G ProSe usage information reporting received in MANAGE UE POLICY COMMAND message	Stop using the old UE policies for 5G ProSe usage information reporting	Initiate the UE-requested ProSeP provisioning procedure (NOTE 1)

NOTE 1: The timers expire only once.

12.3 Timers of 5G ProSe direct link management procedures

NOTE: Timer T3346 is defined in 3GPP TS 24.008 [31].

Table 12.3.1: 5G ProSe direct link management timers

TIMER NUM.	TIMER VALUE	CAUSE OF START	NORMAL STOP	ON EXPIRY
T5080	8s NOTE 1	Upon sending a PROSE DIRECT LINK ESTABLISHMENT REQUEST message	Upon receiving a PROSE DIRECT LINK ESTABLISHMENT ACCEPT or PROSE DIRECT LINK ESTABLISHMENT REJECT message from the target UE if the Target user info is included in the PROSE DIRECT LINK ESTABLISHMENT REQUEST message	Retransmission of PROSE DIRECT LINK ESTABLISHMENT REQUEST message if the Target user info is included in the PROSE DIRECT LINK ESTABLISHMENT REQUEST message; or may abort the ongoing procedure if the Target user info is not included in the PROSE DIRECT LINK ESTABLISHMENT REQUEST message
T5081	5s	Upon sending a PROSE DIRECT LINK MODIFICATION REQUEST message	Upon receiving a PROSE DIRECT LINK MODIFICATION ACCEPT or PROSE DIRECT LINK MODIFICATION REJECT or PROSE DIRECT LINK RELEASE REQUEST message from the target UE	Retransmission of PROSE DIRECT LINK MODIFICATION REQUEST message
T5082	2s	Upon sending a PROSE DIRECT LINK IDENTIFIER UPDATE REQUEST message	Upon receiving a PROSE DIRECT LINK IDENTIFIER UPDATE ACCEPT or PROSE DIRECT LINK IDENTIFIER UPDATE REJECT or PROSE DIRECT LINK RELEASE REQUEST message from the target UE	Retransmission of the PROSE DIRECT LINK IDENTIFIER UPDATE REQUEST message
T5083	2s	Upon sending a PROSE DIRECT LINK IDENTIFIER UPDATE ACCEPT message	Upon receiving a PROSE DIRECT LINK IDENTIFIER UPDATE ACK message or PROSE DIRECT LINK RELEASE REQUEST message from the initiating UE	Retransmission of the PROSE DIRECT LINK IDENTIFIER UPDATE ACCEPT message
T5084	5s	Upon receiving a PC5 signalling message or PC5 user plane data	Upon 5G ProSe direct link release or upon initiating the 5G ProSe direct link keep-alive procedure	Initiate the 5G ProSe direct link keep-alive procedure
T5085	5s	Upon sending a PROSE DIRECT LINK KEEPALIVE REQUEST message	Upon receiving a PC5 signalling message or PC5 user plane data	Retransmission of the PROSE DIRECT LINK KEEPALIVE REQUEST message

TIMER NUM.	TIMER VALUE	CAUSE OF START	NORMAL STOP	ON EXPIRY
T5086	Default 10m NOTE 2	Upon receiving a Maximum inactivity period in a PROSE DIRECT LINK KEEPALIVE REQUEST message, receiving a PC5 signalling message or receiving PC5 user plane data	Upon receiving a PC5 signalling message or PC5 user plane data	Either initiate the 5G ProSe direct link keep-alive procedure or the 5G ProSe direct link release procedure
T5087	5s	Upon sending a PROSE DIRECT LINK RELEASE REQUEST message	Upon receiving a PROSE DIRECT LINK RELEASE ACCEPT message from the target UE	Retransmission of PROSE DIRECT LINK RELEASE REQUEST message
T5088	As described in clause 7.2.2.5 and clause 7.2.6.3	Upon receiving a PROSE DIRECT LINK ESTABLISHMENT REJECT message with PC5 signalling protocol cause value set to #13 "congestion situation" and a back-off timer value is provided in the message Upon receiving a PROSE DIRECT LINK RELEASE REQUEST message with PC5 signalling protocol cause value set to #13 "congestion situation" and a back-off timer value is provided in the message	Upon receiving PROSE PC5 DISCOVERY message from the same UE-to-network relay UE due to starting announcing UE procedure or discoveree UE procedure as described in clause 8.2.1.2.1.2 and clause 8.2.1.3.2.2 respectively	Take the peer UE onboard for UE-to-network relay UE discovery and selection
T5089	2s	Upon sending a PROSE DIRECT LINK SECURITY MODE COMMAND message	Upon receiving a PROSE DIRECT LINK SECURITY MODE COMPLETE or PROSE DIRECT LINK SECURITY MODE REJECT message from the target UE	Retransmission of PROSE DIRECT LINK SECURITY MODE COMMAND message
T5090	NOTE 2	Upon establishing a 5G ProSe direct link and satisfying the privacy requirement for 5G UE-to-network relay or at least one of ProSe identifiers for the 5G ProSe direct link satisfying the privacy requirements or upon completing the 5G ProSe direct link identifier update procedure	Upon completing a 5G ProSe direct link identifier update or upon accepting a PROSE DIRECT LINK IDENTIFIER UPDATE REQUEST message or upon a 5G ProSe direct link release	Transmission of PROSE DIRECT LINK IDENTIFIER UPDATE REQUEST message
T5091	8s	Upon sending a PROSE DIRECT LINK REKEYING REQUEST message	Upon receiving a PROSE DIRECT LINK REKEYING RESPONSE message or PROSE DIRECT LINK RELEASE REQUEST message from the target UE	Retransmission of PROSE DIRECT LINK REKEYING REQUEST message
T5092	2s	Upon sending a PROSE DIRECT LINK AUTHENTICATION REQUEST message	Upon receiving a PROSE DIRECT LINK AUTHENTICATION RESPONSE or DIRECT LINK AUTHENTICATION REJECT message from the target UE	Retransmission of PROSE DIRECT LINK AUTHENTICATION REQUEST message

TIMER NUM.	TIMER VALUE	CAUSE OF START	NORMAL STOP	ON EXPIRY
T5093	2s	Upon sending a PROSE AA MESSAGE TRANSPORT REQUEST message	Upon receiving a PROSE AA MESSAGE TRANSPORT RESPONSE message from the target UE	Retransmission of PROSE AA MESSAGE TRANSPORT REQUEST message
<p>NOTE 1: If the Target user info is not included in the PROSE DIRECT LINK ESTABLISHMENT REQUEST message, then the initiating UE may keep the timer T5080 running upon receiving PROSE DIRECT LINK ESTABLISHMENT ACCEPT message.</p> <p>NOTE 2: The value of this timer is the privacy timer value which is one of the configuration parameters for 5G ProSe direct communication (see clause 5.2.4 and clause 5.2.5) and it is specified in 3GPP TS 24.555 [17] clause 5.4, clause 5.5 and clause 5.6.</p>				

12.4 Timers of 5G ProSe direct discovery procedures over PC3a

Table 12.4.1: Timers of 5G ProSe direct discovery procedures over PC3a – UE side

TIMER NUM.	TIMER VALUE	CAUSE OF START	NORMAL STOP	ON EXPIRY
T5060	NOTE 1	<p>Upon receiving a ProSe application code with an associated T5060 timer in a DISCOVERY_RESPONSE message whose transaction ID contained in the <response-announce> element matches the value sent by the UE in a DISCOVERY_REQUEST message with the command set to "announce", as described in clause 6.2.2.4.</p> <p>Upon receiving a ProSe application code with an associated T5060 timer in the Update info in the <discovery-update-request> element in a DISCOVERY_UPDATE_REQUEST message and the discovery entry ID in the <discovery-update-request> element is known, as described in clause 6.2.11.3.</p>	<p>Upon receiving a new T5060 timer value for the same ProSe application code or receiving a new Timer associated with a new ProSe application code for the same ProSe application ID in a DISCOVERY_RESPONSE message.</p> <p>When the UE selects a new PLMN.</p> <p>Upon receiving a <discovery-update-request> element in a DISCOVERY_UPDATE_REQUEST message and the discovery entry ID in the <discovery-update-request> element is known, as described in clause 6.2.11.3.</p>	<p>Stop announcing the associated ProSe application code over the PC5 interface and re-initiate the announce request procedure if the request from upper layers to announce the ProSe application ID corresponding to the associated ProSe application code is still in place.</p>

TIMER NUM.	TIMER VALUE	CAUSE OF START	NORMAL STOP	ON EXPIRY
T5062	NOTE 2	<p>Upon receiving a ProSe restricted code or ProSe restricted code prefix with an associated T5062 timer in a DISCOVERY_RESPONSE message whose transaction ID contained in the <restricted-announce-response> element matches the value sent by the UE in a DISCOVERY_REQUEST message with the command set to "announce" and the discovery type set to "Restrict discovery", as described in clause 6.2.3.4.</p> <p>Upon receiving a ProSe restricted code with an associated T5062 timer in the Update info in the <discovery-update-request> element in a DISCOVERY_UPDATE_REQUEST message and the discovery entry ID in the <discovery-update-request> element is known, as described in clause 6.2.12.3.2.</p>	<p>Upon receiving a new T5062 timer value for the same ProSe restricted code or ProSe restricted code prefix, or upon receiving a new T5062 timer associated with a new ProSe restricted code or ProSe restricted code prefix for the same RPAUID in a DISCOVERY_RESPONSE message.</p> <p>When the UE selects a new PLMN.</p> <p>Upon receiving a ProSe restricted code with an associated T5062 timer in the Update info in the <discovery-update-request> element in a DISCOVERY_UPDATE_REQUEST message and the discovery entry ID in the <discovery-update-request> element is known, as described in clause 6.2.12.3.2.</p>	<p>Stop announcing the associated ProSe restricted code over the PC5 interface if the ProSe restricted code is already allocated; and re-initiate the announce request procedure if the request from upper layers to announce the RPAUID corresponding to the associated ProSe restricted code is still in place.</p>
T5064	NOTE 3	<p>Upon receiving a discovery filter with an associated T5064 timer in a DISCOVERY_RESPONSE message whose transaction ID contained in the <response-monitor> element matches the value sent by the UE in a DISCOVERY_REQUEST message with the command set to "monitor", as described in clause 6.2.4.4.</p> <p>Upon receiving a discovery filter in the Update info in the <discovery-update-request> element in a DISCOVERY_UPDATE_REQUEST message and the discovery entry ID in the <discovery-update-request> element is known, as described in clause 6.2.11.3.</p>	<p>Upon receiving a new T5064 timer value for the same discovery filter in a DISCOVERY_RESPONSE message.</p> <p>Upon receiving a <discovery-update-request> element in a DISCOVERY_UPDATE_REQUEST message and the discovery entry ID in the <discovery-update-request> element is known, as described in clause 6.2.11.3.</p>	<p>Stop using the associated discovery filter for ProSe direct discovery monitoring over the PC5 interface and re-initiate the monitor request procedure, if the request from upper layers to monitor the ProSe application ID corresponding to the associated discovery filter is still in place.</p>

TIMER NUM.	TIMER VALUE	CAUSE OF START	NORMAL STOP	ON EXPIRY
T5066	NOTE 4	<p>Upon receiving a Restricted discovery filter with an associated T5066 timer in a DISCOVERY_RESPONSE message whose transaction ID contained in the <restricted-monitor-response> element matches the value sent by the UE in a DISCOVERY_REQUEST message with the command set to "monitor" and the discovery type set to "Restrict discovery", as described in clause 6.2.5.4.</p> <p>Upon receiving a Restricted discovery filter in the Update info in the <discovery-update-request> element in a DISCOVERY_UPDATE_REQUEST message and the discovery entry ID in the <discovery-update-request> element is known, as described in clause 6.2.12.3.2.</p>	<p>Upon receiving one or more new T5066 timer values for the same discovery entry in a DISCOVERY_RESPONSE message.</p> <p>Upon receiving a Restricted discovery filter in the Update info in the <discovery-update-request> element in a DISCOVERY_UPDATE_REQUEST message and the discovery entry ID in the <discovery-update-request> element is known, as described in clause 6.2.12.3.2.</p>	<p>Stop using the associated Restricted discovery filter for restricted 5G ProSe direct discovery monitoring over the PC5 interface and re-initiate the monitor request procedure, if the request from upper layers to monitor the corresponding discovery target is still in place.</p>
T5068	NOTE 5	<p>Upon receiving a ProSe response code and discovery query filters with an associated T5068 timer in a DISCOVERY_RESPONSE message whose transaction ID contained in the <restricted-discoveree-response > element matches the value sent by the UE in a DISCOVERY_REQUEST message with the command set to "response" and the discovery type set to "Restrict discovery", as described in clause 6.2.6.4.</p>	<p>Upon receiving a new T5068 timer value for the same discovery entry in a DISCOVERY_RESPONSE message.</p> <p>When the UE selects a new PLMN.</p>	<p>Stop announcing the associated ProSe response code or monitoring with the associated discovery query filter(s) over the PC5 interface and re-initiate the discoveree request procedure if the request from upper layers to announce the RPAUID in Model B is still in place.</p>
T5070	NOTE 6	<p>Upon receiving a ProSe query code and discovery response filters with an associated T5070 timer in a DISCOVERY_RESPONSE message whose transaction ID contained in the <restricted-discoverer-response > element matches the value sent by the UE in a DISCOVERY_REQUEST message with the command set to "query" and the discovery type set to "Restrict discovery", as described in clause 6.2.7.4.</p>	<p>Upon receiving a new T5070 timer value for the same discovery entry in a DISCOVERY_RESPONSE message.</p>	<p>Stop announcing the associated ProSe query code or monitoring with the associated discovery response filter(s) over the PC5 interface and re-initiate the discoverer request procedure if the request from upper layers to query for the same targets in Model B is still in place.</p>

TIMER NUM.	TIMER VALUE	CAUSE OF START	NORMAL STOP	ON EXPIRY
T5072	NOTE 7	Upon receiving a T5072 timer in a MATCH_REPORT_ACK message whose transaction ID contained in the <match-ack> element matches the value sent by the UE in a MATCH_REPORT message, as described in clause 6.2.8.4.	<p>Upon receiving a new T5072 timer value for the same ProSe application code in a MATCH_REPORT_ACK message.</p> <p>Upon receiving a MATCH_REPORT_ACK message with a <match-reject> element containing PC3a control protocol cause value is #5.</p>	The UE may inform the upper layers that the corresponding ProSe application ID is no longer matched.
T5074	NOTE 7	Upon receiving a T5074 timer in a MATCH_REPORT_ACK message whose transaction ID contained in the <match-ack> element matches the value sent by the UE in a MATCH_REPORT message, as described in clause 6.2.8.4.	<p>Upon receiving a new T5074 timer value for the same ProSe application code in a MATCH_REPORT_ACK message.</p> <p>When the corresponding T5074 timer for the ProSe application code is stopped or expires.</p>	The UE needs to send a Match Report on next instance it detects the corresponding ProSe application code.
T5076	NOTE 8	Upon receiving a T5076 timer in a MATCH_REPORT_ACK message whose transaction ID contained in the <restricted-match-ack> element matches the value sent by the UE in a MATCH_REPORT message, as described in clause 6.2.9.4 or 6.2.10.4.	<p>Upon receiving a new T5076 timer value for the same ProSe restricted code or ProSe response code in a MATCH_REPORT_ACK message.</p> <p>Upon receiving a MATCH_REPORT_ACK message with a <match-reject> element containing PC3a control protocol cause value #5.</p>	The UE may inform the upper layers that the corresponding RPAUID is no longer matched.
T5077	NOTE 8	Upon receiving a T5077 timer in a MATCH_REPORT_ACK message whose transaction ID contained in the <restricted-match-ack> element matches the value sent by the UE in a MATCH_REPORT message, as described in clause 6.2.9.4.	<p>Upon receiving a new T5077 timer value for the same ProSe restricted code or ProSe response code in a MATCH_REPORT_ACK message.</p> <p>When the corresponding T5076 timer for the ProSe restricted code or ProSe response code is stopped or expires.</p>	The UE needs to send a Match Report on next instance it detects the corresponding ProSe restricted code or ProSe response code.

TIMER NUM.	TIMER VALUE	CAUSE OF START	NORMAL STOP	ON EXPIRY
NOTE 1:		The value of this timer is provided by the 5G DDNMF during the announce request and discovery update procedure for open 5G ProSe direct discovery.		
NOTE 2:		The value of this timer is provided by the 5G DDNMF during the announce request and discovery update procedure for restricted 5G ProSe direct discovery model A.		
NOTE 3:		The value of this timer is provided by the 5G DDNMF during the monitor request and discovery update procedure for open 5G ProSe direct discovery.		
NOTE 4:		The value of this timer is provided by the 5G DDNMF during the monitor request and discovery update procedure for restricted 5G ProSe direct discovery model A.		
NOTE 5:		The value of this timer is assigned by the 5G DDNMF during the discoveree request procedure for restricted 5G ProSe direct discovery model B.		
NOTE 6:		The value of this timer is assigned by the 5G DDNMF during the discoverer request procedure for restricted 5G ProSe direct discovery model B.		
NOTE 7:		The value of this timer is provided by the 5G DDNMF during the match report procedure for open 5G ProSe direct discovery.		
NOTE 8:		The value of this timer is provided by the 5G DDNMF during the match report procedure for restricted 5G ProSe direct discovery model A or match report procedure for restricted 5G ProSe direct discovery model B.		

Table 12.4.2: Timers of 5G ProSe direct discovery procedures over PC3a – 5G DDNMF side

TIMER NUM.	TIMER VALUE	CAUSE OF START	NORMAL STOP	ON EXPIRY
T5061	NOTE 1	Upon assigning a ProSe application code with an associated T5060 value to the UE, as described in clause 6.2.2.3 and clause 6.2.11.2.	Upon receiving a new DISCOVERY_REQ UEST message from the UE with the command set to "announce" for the same ProSe application ID.	Delete the association between the UE, the requested ProSe application ID and the corresponding ProSe application code allocated by the 5G DDNMF.
T5063	NOTE 3	Upon assigning a ProSe restricted code or ProSe restricted code prefix with an associated T5062 value to the UE, as described in clause 6.2.3.3 and clause 6.2.12.3.1.	Upon receiving a new DISCOVERY_REQ UEST message from the UE with the command set to "announce" for the same RPAUID or discovery entry ID. Set to be the same as the discovery entry in which this timer is running.	Delete the association between the UE, the RPAUID and the corresponding ProSe restricted code or ProSe restricted code prefix allocated by the 5G DDNMF.
T5065	NOTE 2	Upon assigning a discovery filter with an associated T5064 value to the UE, as described in clause 6.2.4.3 and clause 6.2.11.2.	Upon receiving a new DISCOVERY_REQ UEST message from the UE with the command set to "monitor" for the same ProSe application ID	Delete the association between the UE, the requested ProSe application ID and the corresponding discovery filter allocated by the 5G DDNMF.
T5067	NOTE 4	Upon assigning a Restricted discovery filter with an associated T5066 value to the UE, as described in clause 6.2.5.3 and clause 6.2.12.3.1.	Upon receiving a new DISCOVERY_REQ UEST message from the UE with the command set to "monitor" and discovery entry ID set to be the same as the discovery entry in which this timer is running.	Delete the association between the UE, the RPAUID and the corresponding Restricted discovery filter allocated by the 5G DDNMF.
T5069	NOTE 5	Upon assigning a ProSe query code, ProSe response code and discovery query filter(s) with an associated T5068 value to the UE, as described in clause 6.2.6.3.	Upon receiving a new DISCOVERY_REQ UEST message from the UE with the command set to "response" for the same RPAUID or discovery entry ID. Set to be the same as the discovery entry in which this timer is running.	Delete the discovery entry in discoveree UE context which contains association between the UE, the RPAUID and the corresponding ProSe query code, ProSe response code, discovery query filter(s) allocated by the 5G DDNMF.

TIMER NUM.	TIMER VALUE	CAUSE OF START	NORMAL STOP	ON EXPIRY
T5071	NOTE 6	Upon retrieving the ProSe query code, ProSe response code from discoveree UE context and assigning Discovery Response Filter(s) with an associated T5070 value to the UE, as described in clause 6.2.7.3.	Upon receiving a new DISCOVERY_REQ UEST message from the UE with the command set to "query" and discovery entry ID set to be the same as the discovery entry in which this timer is running.	Delete the discovery entry in discoverer UE context which contains the association between the UE, the RPAUID and the corresponding Discovery Response Filter(s) allocated by the 5G DDNMF.
<p>NOTE 1: The value of this timer is assigned by the 5G DDNMF during the announce request and discovery update procedure for open 5G ProSe direct discovery.</p> <p>NOTE 2: The value of this timer is assigned by the 5G DDNMF during the monitor request and discovery update procedure for open 5G ProSe direct discovery.</p> <p>NOTE 3: The value of this timer is assigned by the 5G DDNMF during the announce request and discovery update procedure for restricted 5G ProSe direct discovery model A.</p> <p>NOTE 4: The value of this timer is assigned by the 5G DDNMF during the monitor request and discovery update procedure for restricted 5G ProSe direct discovery model A.</p> <p>NOTE 5: The value of this timer is assigned by the 5G DDNMF during the discoveree request procedure for restricted 5G ProSe direct discovery model B.</p> <p>NOTE 6: The value of this timer is assigned by the 5G DDNMF during the discoverer request procedure for restricted 5G ProSe direct discovery model B.</p>				

NOTE: Multiple timers T5061, T5063, T5065, T5067, T5069 and T5071 can run simultaneously in the 5G DDNMF.

12.5 Timers of broadcast mode 5G ProSe communication over PC5 interface

Table 12.5.1: timers of broadcast mode 5G ProSe communication over PC5

TIMER NUM.	TIMER VALUE	CAUSE OF START	NORMAL STOP	ON EXPIRY
T5100	Privacy timer value for source layer-2 ID of UE for 5G ProSe communication over PC5 (see clause 5.2), which is specified in 3GPP TS 24.555 [17] clause 5.4.	<p>Upon initiating transmission of broadcast mode 5G ProSe communication over PC5, as described in clause 7.3.2.4.</p> <p>Upon receiving an indication from upper layers that the application layer identifier has been changed while performing transmission of broadcast mode 5G ProSe communication over PC5, as described in clause 7.3.2.4.</p> <p>Upon T5100 expiration while performing transmission of broadcast mode 5G ProSe communication over PC5, as described in clause 7.3.2.4.</p>	Upon stopping transmission of broadcast mode V2X communication over PC5, as described in clause 7.3.2.4.	<p>Change the value of the source layer-2 ID self-assigned by the UE for broadcast mode ProSe communication over PC5.</p> <p>If the data unit(s) of a ProSe application contains IP data, change the value of the source IP address self-assigned by the UE for broadcast mode 5G ProSe communication over PC5.</p>

12.6 Timers of groupcast mode 5G ProSe communication over PC5 interface

Table 12.6.1: timers of groupcast mode 5G ProSe direct communication over PC5

TIMER NUM.	TIMER VALUE	CAUSE OF START	NORMAL STOP	ON EXPIRY
T5200	Privacy timer value for source layer-2 ID of UE for 5G ProSe communication over PC5 (see clause 5.2), which is specified in 3GPP TS 24.555 [17] clause 5.4.	<p>Upon initiating transmission of groupcast mode 5G ProSe communication over PC5, as described in clause 7.4.2.4.</p> <p>Upon receiving an indication from upper layers that the application layer identifier has been changed while performing transmission of groupcast mode 5G ProSe communication over PC5, as described in clause 7.4.2.4.</p> <p>Upon T5200 expiration while performing transmission of groupcast mode 5G ProSe communication over PC5, as described in clause 7.4.2.4.</p>	<p>Upon stopping transmission of groupcast mode 5G ProSe communication over PC5, as described in clause 7.4.2.4.</p>	<p>Change the value of the source Layer-2 ID self-assigned by the UE for groupcast mode ProSe communication over PC5.</p> <p>If the data unit(s) of a ProSe application contains IP data, change the value of the source IP address self-assigned by the UE for groupcast mode 5G ProSe communication over PC5.</p>

12.7 Timers of 5G ProSe additional parameters announcement procedure

Table 12.7: 5G ProSe additional parameters announcement timers

TIMER NUM.	TIMER VALUE	CAUSE OF START	NORMAL STOP	ON EXPIRY
T5106	NOTE 1	Upon receiving a T5106 value in a PROSE ADDITIONAL PARAMETERS ANNOUNCEMENT RESPONSE message as described in clause 10.3.25.	Upon receiving one or more new T5106 timer values in a PROSE ADDITIONAL PARAMETERS ANNOUNCEMENT_RESPONSE message.	Re-initiate the additional parameters announcement request procedure, if the upper layer application still needs to obtain NCGI or TAI of the cell serving the 5G ProSe layer-3 UE-to-network relay.
T5107	NOTE 2	Upon sending a PROSE ADDITIONAL PARAMETERS ANNOUNCEMENT RESPONSE message as described in clause 10.3.25.	Upon sending a new PROSE ADDITIONAL PARAMETERS ANNOUNCEMENT_RESPONSE message.	Stop the cell ID or TAI announcement in the PROSE PC5 DISCOVERY message for relay discovery additional Information.
NOTE 1: The value of this timer is provided by the 5G ProSe layer-3 UE-to-network relay UE during the 5G ProSe additional parameters announcement procedure.				
NOTE 2: The value of this timer is assigned by the 5G ProSe layer-3 UE-to-network relay UE during the 5G ProSe additional parameters announcement procedure.				

12.8 Timers for PC8 interface

Table 12.8.1: Timers for PC8 interface - UE side

TIMER NUM.	TIMER VALUE	CAUSE OF START	NORMAL STOP	ON EXPIRY
T5094	Expiration time of the 5G ProSe UE-to-network relay discovery security parameters for 5G ProSe remote UE (see clause 8.2.9.2.2).	Reception of the 5G ProSe UE-to-network relay discovery security parameters for 5G ProSe remote UE.	Stop using the old 5G ProSe UE-to-network relay discovery security parameters for 5G ProSe remote UE.	Initiation of 5G ProSe UE-to-network relay discovery security parameters request procedure, requesting the 5G ProSe UE-to-network relay discovery security parameters for 5G ProSe remote UE.
T5095	Expiration time of the 5G ProSe UE-to-network relay discovery security parameters for 5G ProSe UE-to-network relay UE (see clause 8.2.9.2.2).	Reception of the 5G ProSe UE-to-network relay discovery security parameters for 5G ProSe UE-to-network relay UE.	Stop using the old 5G ProSe UE-to-network relay discovery security parameters for 5G ProSe UE-to-network relay UE.	Initiation of 5G ProSe UE-to-network relay discovery security parameters request procedure, requesting the 5G ProSe UE-to-network relay discovery security parameters for 5G ProSe UE-to-network relay UE.

12.9 Timers of 5G ProSe UE-to-network relay with model B

Table 12.9.1: 5G ProSe UE-to-network relay with Model B timers

TIMER NUM.	TIMER VALUE	CAUSE OF START	NORMAL STOP	ON EXPIRY
T5108	2s	Upon sending the PROSE PC5 DISCOVERY message for 5G ProSe UE-to-network relay discovery solicitation used to trigger the PROSE PC5 DISCOVERY message signal strength measurement between the UE and the 5G ProSe UE-to-network relay UE with which the UE has a link established	Upon receiving the PROSE PC5 DISCOVERY message for 5G ProSe UE-to-network relay discovery response from the 5G ProSe UE-to-network relay UE with which the UE has a link established	Retransmission the PROSE PC5 DISCOVERY message for 5G ProSe UE-to-network relay discovery solicitation
T5109	NOTE	Upon receiving the PROSE PC5 DISCOVERY message for 5G ProSe UE-to-network relay discovery response used for the the PROSE PC5 DISCOVERY message signal strength measurement from the 5G ProSe UE-to-network relay UE with which the UE has a link established	Upon releasing the 5G ProSe direct link with a 5G ProSe UE-to-network relay UE	Sending the PROSE PC5 DISCOVERY message for 5G ProSe UE-to-network relay discovery solicitation used to trigger the PROSE PC5 DISCOVERY message signal strength measurement between the UE and the 5G ProSe UE-to-network relay UE with which the UE has a link established

NOTE: The value of this timer is left to implementation.

12.10 Timers for 5G ProSe UE-to-network relay discovery security material request procedure over PC3a interface

Table 12.10.1: Timers for PC8 interface - UE side

TIMER NUM.	TIMER VALUE	CAUSE OF START	NORMAL STOP	ON EXPIRY
T5078	Expiration time of the 5G ProSe UE-to-network relay discovery security material for 5G ProSe remote UE (see clause 8.2.12.2.2).	Reception of the 5G ProSe UE-to-network relay discovery security material for 5G ProSe remote UE.	Stop using the old 5G ProSe UE-to-network relay discovery security material for 5G ProSe remote UE.	Initiation of 5G ProSe UE-to-network relay discovery security material request procedure, requesting the 5G ProSe UE-to-network relay discovery security material for 5G ProSe remote UE.
T5079	Expiration time of the 5G ProSe UE-to-network relay discovery security material for 5G ProSe UE-to-network relay UE (see clause 8.2.12.2.2).	Reception of the 5G ProSe UE-to-network relay discovery security material for 5G ProSe UE-to-network relay UE.	Stop using the old 5G ProSe UE-to-network relay discovery security material for 5G ProSe UE-to-network relay UE.	Initiation of 5G ProSe UE-to-network relay discovery security material request procedure, requesting the 5G ProSe UE-to-network relay discovery security material for 5G ProSe UE-to-network relay UE.

Annex A (informative): IANA registrations

A.1 IANA registrations for MIME types

A.1.1 General

IETF RFC 4288 [41], clause 9, states the process that applies in case of changes to the registry of media types. Any changes to the format after the registration with IANA would invoke this procedure.

A.1.2 application/vnd.3gpp-prose-pc3a+xml

Your Name:

<MCC name>

Your Email Address:

<MCC email address>

Media Type Name:

Application

Subtype name:

Vendor Tree – vnd.3gpp-prose-pc3a+xml

Required parameters:

None.

Optional parameters:

"charset" the parameter has identical semantics to the charset parameter of the "application/xml" media type as specified in clause 9.1 of IETF RFC 7303 [42].

Encoding considerations:

binary.

Security considerations:

Same as general security considerations for application/xml media type as specified in clause 9.1 of IETF RFC 7303 [42]. The information transported in this media type does not include active or executable content. Mechanisms for privacy and integrity protection of protocol parameters exist. Those mechanisms as well as authentication and further security mechanisms are described in 3GPP TS 33.503 [34].

This media type does not include provisions for directives that institute actions on a recipient's files or other resources.

This media type does not include provisions for directives that institute actions that, while not directly harmful to the recipient, may result in disclosure of information that either facilitates a subsequent attack or else violates a recipient's privacy in any way.

This media type does not employ compression.

Interoperability considerations:

The media type allows for interoperability of messages transmitted for 5G ProSe over the PC3a interface. The messages are sent between user equipment and mobile network.

Published specification:

3GPP TS 24.554 (<http://www.3gpp.org/ftp/Specs/html-info/24554.htm>)

Applications which use this media type:

n/a.

Fragment identifier considerations:

The handling in clause 5 of IETF RFC 7303 [42] applies.

Restrictions on usage:

None.

Provisional registration? (standards tree only):

n/a.

Additional information:

1. Deprecated alias names for this type: n/a
2. Magic number(s): n/a
3. File extension(s): n/a
4. Macintosh File Type Code(s): n/a
5. Object Identifier(s) or OID(s): n/a

Intended usage:

Common.

Other information/general comment:

The media type is intended to be used in 5G proximity service procedures.

Person to contact for further information:

- Name: <MCC name>
- Email: <MCC email address>
- Author/Change controller:
 - i) Author: 3GPP CT1 Working Group/3GPP_TSG_CT_WG1@LIST.ETSI.ORG
 - ii) Change controller: <MCC name>/<MCC email address>

A.1.2A application/vnd.3gpp-prose-pc8+xml

Your Name:

<MCC name>

Your Email Address:

<MCC email address>

Media Type Name:

Application

Subtype name:

Vendor Tree - vnd.3gpp-prose-pc8+xml

Required parameters:

None

Optional parameters:

"charset" the parameter has identical semantics to the charset parameter of the "application/xml" media type as specified in clause 9.1 of IETF RFC 7303 [42].

Encoding considerations:

binary.

Security considerations:

Same as general security considerations for application/xml media type as specified in clause 9.1 of IETF RFC 7303 [42]. The information transported in this media type does not include active or executable content. Mechanisms for privacy and integrity protection of protocol parameters exist. Those mechanisms as well as authentication and further security mechanisms are described in 3GPP TS 33.503 [34].

This media type does not include provisions for directives that institute actions on a recipient's files or other resources.

This media type does not include provisions for directives that institute actions that, while not directly harmful to the recipient, may result in disclosure of information that either facilitates a subsequent attack or else violates a recipient's privacy in any way.

This media type does not employ compression.

Interoperability considerations:

The media type allows for interoperability of messages transmitted over the PC8 interface. The messages are sent between user equipment and mobile network.

Published specification:

3GPP TS 24.554 (<http://www.3gpp.org/ftp/Specs/html-info/24554.htm>)

Applications which use this media type:

n/a.

Fragment identifier considerations:

The handling in clause 5 of IETF RFC 7303 [42] applies.

Restrictions on usage:

None.

Provisional registration? (standards tree only):

n/a.

Additional information:

1. Deprecated alias names for this type: n/a.
2. Magic number(s): n/a.
3. File extension(s): n/a.

4. Macintosh File Type Code(s): n/a.

5. Object Identifier(s) or OID(s): n/a.

Intended usage:

Common.

Other information/general comment:

The media type is intended to be used in 5G proximity service procedures.

Person to contact for further information:

- Name: <MCC name>
- Email: <MCC email address>
- Author/Change controller:
 - i) Author: 3GPP CT1 Working Group/3GPP_TSG_CT_WG1@LIST.ETSI.ORG
 - ii) Change controller: <MCC name>/<MCC email address>

A.1.3 application/vnd.3gpp-prose-pc3ach+xml

Your Name:

<MCC name>

Your Email Address:

<MCC email address>

Media Type Name:

Application

Subtype name:

Vendor Tree – vnd.3gpp-prose-pc3ach+xml

Required parameters:

None

Optional parameters:

"charset" the parameter has identical semantics to the charset parameter of the "application/xml" media type as specified in clause 9.1 of IETF RFC 7303 [42].

Encoding considerations:

binary.

Security considerations:

Same as general security considerations for application/xml media type as specified in clause 9.1 of IETF RFC 7303 [42]. The information transported in this media type does not include active or executable content. Mechanisms for privacy and integrity protection of protocol parameters exist. Those mechanisms as well as authentication and further security mechanisms are described in 3GPP TS 33.503 [34].

This media type does not include provisions for directives that institute actions on a recipient's files or other resources.

This media type does not include provisions for directives that institute actions that, while not directly harmful to the recipient, may result in disclosure of information that either facilitates a subsequent attack or else violates a recipient's privacy in any way.

This media type does not employ compression.

Interoperability considerations:

The media type allows for interoperability of messages transmitted over the PC3ach interface, including those related to transport of the usage information request of proximity services. The messages are sent between user equipment and mobile network.

Published specification:

3GPP TS 24.554 (<http://www.3gpp.org/ftp/Specs/html-info/24554.htm>)

Applications which use this media type:

n/a

Fragment identifier considerations:

The handling in clause 5 of IETF RFC 7303 [42] applies.

Restrictions on usage:

None

Provisional registration? (standards tree only):

n/a

Additional information:

1. Deprecated alias names for this type: n/a
2. Magic number(s): n/a
3. File extension(s): n/a
4. Macintosh File Type Code(s): n/a
5. Object Identifier(s) or OID(s): n/a

Intended usage:

Common.

Other information/general comment:

The media type is intended to be used in proximity service procedures.

Person to contact for further information:

- Name: <MCC name>
- Email: <MCC email address>
- Author/Change controller:
 - i) Author: 3GPP CT1 Working Group/3GPP_TSG_CT_WG1@LIST.ETSI.ORG
 - ii) Change controller: <MCC name>/<MCC email address>

Annex B (informative): Change history

Change history						
Date	Meeting	TDoc	CR	R e a t i v e	Subject/Comment	New version
2021-02	CT1#128 e	C1-211183			Draft skeleton provided by the rapporteur.	0.0.0
2021-02	CT1#128 e	C1-211184			Implementing the following p-CR agreed by CT1: C1-211184 Editorial change from the rapporteur.	0.1.0
2021-04	CT1#129 e				Implementing the following p-CR agreed by CT1: C1-212046, C1-212274, C1-212275, C1-212276, C1-212383, C1-212384, C1-212385, C1-212468, C1-212469, C1-212470, C1-212472, C1-212474, C1-212475, C1-212477, C1-212488, C1-212495, C1-212498, C1-212505, C1-212507, C1-212531, C1-212572, C1-212574, C1-212579, C1-212586, C1-212587, C1-212588, C1-212589, C1-212590, C1-212591, C1-212592, C1-212594 Editorial change from the rapporteur. Correction from the rapporteur.	0.2.0
2021-05	CT1#130 e				Implementing the following p-CR agreed by CT1: C1-213020, C1-213755, C1-213043, C1-213044, C1-213045, C1-213046, C1-213202, C1-213674, C1-213203, C1-213205, C1-213568, C1-213569, C1-213570, C1-213571, C1-213572, C1-213843, C1-213802, C1-213770, C1-213768, C1-213767, C1-213667, C1-213668, C1-213670, C1-213671, C1-213756 Editorial change from the rapporteur. Correction from the rapporteur.	0.3.0
2021-08	CT1#131 e				Implementing the following p-CR agreed by CT1: C1-215037, C1-215038, C1-215119, C1-215036, C1-215039, C1-214813, C1-214794, C1-215127, C1-215060, C1-215113, C1-215140, C1-215058, C1-215110, C1-215107, C1-215141, C1-215072, C1-214597, C1-214951, C1-215069, C1-215066, C1-215067, C1-214334, C1-214469, C1-214313, C1-214595, C1-214312 Editorial change from the rapporteur. Correction from the rapporteur.	0.4.0
2021-10	CT1#132 e				Implementing the following p-CR agreed by CT1: C1-216106 C1-216038, C1-216034, C1-216182, C1-216190, C1-216159, C1-215616, C1-216155, C1-216107, C1-215844, C1-215620, C1-216191, C1-216175, C1-216189, C1-216160, C1-216158, C1-216156, C1-216186, C1-216037, C1-216041, C1-216183, C1-215615, C1-216147, C1-216184, C1-216035, C1-216095, C1-216036, C1-216188, C1-215829 Editorial change from the rapporteur. Correction from the rapporteur.	0.5.0
2021-12	CT#94-e				Implementing the following p-CR agreed by CT1: C1-216701 C1-216704, C1-216776, C1-216896, C1-216990, C1-216991, C1-216992, C1-217005, C1-217119, C1-217145, C1-217148, C1-217149, C1-217164, C1-217193, C1-217194, C1-217270, C1-217362, C1-217363, C1-217364, C1-217391, C1-217394, C1-217398, C1-217403, C1-217408 Editorial change from the rapporteur. Correction from the rapporteur.	1.0.0
2022-01	CT1#133 bis-e				Implementing the following p-CR agreed by CT1: C1-220489, C1-220494, C1-220497, C1-220498, C1-220499, C1-220500, C1-220601, C1-220633, C1-220634, C1-220635, C1-220636, C1-220637, C1-220638, C1-220639, C1-220686, C1-220688, C1-220745, C1-220746, C1-220752, C1-220775, C1-220777, C1-220779, C1-220781, C1-220782, C1-220789, C1-220791, C1-220794, C1-220803, C1-220805, C1-220807 Editorial change from the rapporteur. Correction from the rapporteur.	1.1.0
2022-02	CT1#134 e				Implementing the following p-CR agreed by CT1: C1-221149, C1-221154, C1-221158, C1-221163, C1-221312, C1-221492, C1-221494, C1-221495, C1-221496, C1-221499, C1-221501, C1-221506, C1-221508, C1-221509, C1-221570, C1-221571, C1-221572, C1-221574, C1-221782, C1-221783, C1-221837, C1-221863, C1-221864, C1-221873, C1-221875, C1-221877, C1-221879, C1-221880, C1-221949 Editorial change from the rapporteur. Correction from the rapporteur.	1.2.0
2022-03	CT#95e				TS 24.554 v2.0.0 presented to TSG for approval	2.0.0
2022-03	CT#95e				TS 24.554 v17.0.0 created by MCC after CT#95e	17.0.0
2022-06	CT#96	CP-221241	0001	1 B	DRX configuration parameters and Tx profiles	17.1.0
2022-06	CT#96	CP-221241	0003	1 F	Privacy timer for U2N relay	17.1.0
2022-06	CT#96	CP-221241	0004	1 F	Ciphering algorithm exchange between UE and DDNMF	17.1.0
2022-06	CT#96	CP-221209	0005	2 F	RRC container in L2 relay discovery message	17.1.0

2022-06	CT#96	CP-221241	0006	1	F	L2 relay not using authentication over PC5	17.1.0
2022-06	CT#96	CP-221209	0007	2	B	ProSe remote user key procedure	17.1.0
2022-06	CT#96	CP-221209	0008	3	B	PC5-S for forwarding EAP message	17.1.0
2022-06	CT#96	CP-221241	0010	-	F	IANA registration for MIMIE types for 5G ProSe	17.1.0
2022-06	CT#96	CP-221210	0011	2	B	General parts for procedures for PC8 interface	17.1.0
2022-06	CT#96	CP-221242	0012	1	B	5G ProSe UE-to-network relay discovery security parameters request procedure for PC8 interface	17.1.0
2022-06	CT#96	CP-221210	0014	3	B	Key request procedure for PC8 interface	17.1.0
2022-06	CT#96	CP-221242	0015	1	B	Handling of unknown, unforeseen and erroneous protocol data for PC8 interface	17.1.0
2022-06	CT#96	CP-221242	0016	1	B	Timers for PC8 interface	17.1.0
2022-06	CT#96	CP-221241	0017	-	F	Clarifications on 5G ProSe direct discovery procedure over PC5 interface	17.1.0
2022-06	CT#96	CP-221241	0018	-	F	Resolving Editor's Notes in match report procedures	17.1.0
2022-06	CT#96	CP-221241	0019	-	F	Corrections for UTC-based counter LSB parameter	17.1.0
2022-06	CT#96	CP-221241	0020	1	F	Resolving Editor's Notes in 5G ProSe UE-to-network relay discovery over PC5 procedures	17.1.0
2022-06	CT#96	CP-221241	0021	1	F	Update to configuration parameters	17.1.0
2022-06	CT#96	CP-221241	0022	1	F	Update to direct link establishment for 5G ProSe layer 3 relay	17.1.0
2022-06	CT#96	CP-221241	0023	1	F	Update to Mobility Restrictions for 5G ProSe UE-to-Network Relaying	17.1.0
2022-06	CT#96	CP-221241	0024	1	F	Update to QoS handling for layer-3 relay with N3IWF	17.1.0
2022-06	CT#96	CP-221242	0025	1	F	New cause for direct link release	17.1.0
2022-06	CT#96	CP-221242	0026	1	F	Update to QoS flow handling for L3 U2N relay	17.1.0
2022-06	CT#96	CP-221209	0027	2	F	Clarification on different source L2 IDs for discovery and communication	17.1.0
2022-06	CT#96	CP-221242	0028	1	B	Add target user ID in relay discovery solicitation message	17.1.0
2022-06	CT#96	CP-221209	0029	2	F	Correction on 5G ProSe direct discovery over PC5 when UE not in coverage	17.1.0
2022-06	CT#96	CP-221242	0030	1	F	Handling of destination layer-2 ID collision for direct discovery and direct communication in the UE	17.1.0
2022-06	CT#96	CP-221242	0031	1	F	Clarification on the initiating UE stopping passing the same PROSE PC5 DISCOVERY message to lower layers	17.1.0
2022-06	CT#96	CP-221209	0039	4	F	Changes to Match report message for MIC check	17.1.0
2022-06	CT#96	CP-221241	0040	-	F	PC5 discovery message encoding changes for security protection	17.1.0
2022-06	CT#96	CP-221241	0041	1	B	ProSe application traffic descriptor introduction	17.1.0
2022-06	CT#96	CP-221209	0042	2	B	Relay Service Code Privacy Protection	17.1.0
2022-06	CT#96	CP-221241	0044	1	F	Rejection of 5G ProSe direct link due to unsuccessful PDU session establishment by L3 relay UE	17.1.0
2022-06	CT#96	CP-221241	0045	1	F	Rejection of PC5 link modification due to lack of packet filters for the PDU session	17.1.0
2022-06	CT#96	CP-221241	0046	-	F	Release of PC5 link by an L2 remote UE due to mobility management back-off timer	17.1.0
2022-06	CT#96	CP-221209	0047	2	B	Pending indication for PDU session with secondary authentication for remote UE	17.1.0
2022-06	CT#96	CP-221241	0048	1	F	Clarification on 5G PKMF	17.1.0
2022-06	CT#96	CP-221242	0050	1	F	Harmonizing the terminologies LSBs of KNRP ID and MSBs of KNRP ID	17.1.0
2022-06	CT#96	CP-221242	0051	1	F	Unifying the terminologies of 5G ProSe UE-to-network relay UE and 5G ProSe remote UE	17.1.0
2022-06	CT#96	CP-221241	0052	-	F	Correction for the privacy timer of 5G ProSe transmission over PC5	17.1.0
2022-06	CT#96	CP-221242	0053	1	F	Security protection of the restricted 5G ProSe Direct Discovery messages over PC5	17.1.0
2022-06	CT#96	CP-221241	0055	-	F	Replacing configured PC5 security policies with the PC5 security policies received during restricted 5G ProSe direct discovery procedures	17.1.0
2022-06	CT#96	CP-221241	0057	-	B	Signalling integrity protection policy for layer-2 UE-to-network relay	17.1.0
2022-06	CT#96	CP-221241	0058	-	B	Configuring PC5 security policies for layer-2 UE-to-network relay	17.1.0
2022-06	CT#96	CP-221242	0059	1	F	UE-to-network relay unicast direct communication procedures over PC5 interface	17.1.0
2022-06	CT#96	CP-221242	0061	1	F	Applicability of 5G ProSe direct link authentication procedure to UE-to-network relay	17.1.0
2022-06	CT#96	CP-221242	0062	1	F	Resolving the ENs related to possible changes to the 5G ProSe direct link establishment procedure due to the security requirements of UE-to-network relay	17.1.0
2022-06	CT#96	CP-221242	0063	1	B	Resolving the EN related to possible changes to the 5G ProSe direct link re-keying procedure due to the security requirements of UE-to-network relay	17.1.0
2022-06	CT#96	CP-221241	0064	-	F	Resolving the EN related to possible changes to the 5G ProSe direct link release procedure due to the security requirements of UE-to-network relay	17.1.0
2022-06	CT#96	CP-221210	0065	3	B	Resolving the EN related to possible changes to the 5G ProSe direct link security mode control procedure due to the security requirements of UE-to-network relay	17.1.0
2022-06	CT#96	CP-221242	0066	1	B	Introducing KNRP freshness parameter 1 and KNRP freshness parameter 2	17.1.0
2022-06	CT#96	CP-221242	0067	1	B	Introducing the GBA Push Info (GPI) in the 5G ProSe direct link security mode control procedure	17.1.0

2022-06	CT#96	CP-221210	0068	3	B	Handling of synchronization failure for 5G ProSe UE-to-network relay security	17.1.0
2022-06	CT#96	CP-221242	0069	1	B	Triggering 5G ProSe direct link release procedure due to secondary authentication failure	17.1.0
2022-06	CT#96	CP-221209	0071	2	F	Authorization to use Model A and Model B for 5G ProSe UE-to-network relay discovery	17.1.0
2022-06	CT#96	CP-221209	0072	-	B	References, definitions and abbreviations for 5G ProSe charging	17.1.0
2022-06	CT#96	CP-221210	0074	2	B	Transport protocol for PC3ch Control Protocol for 5G ProSe direct communication	17.1.0
2022-06	CT#96	CP-221209	0078	1	B	Charging information collection for 5G ProSe Direct Discovery	17.1.0
2022-06	CT#96	CP-221209	0079	-	B	IANA registrations for MIME types for 3gpp-5g-prose-pc3ch+xml	17.1.0
2022-06	CT#96	CP-221210	0080	3	F	Update to configuration by application server	17.1.0
2022-06	CT#96	CP-221210	0081	1	F	UE not providing SUPI in PC3a messages	17.1.0
2022-06	CT#96	CP-221210	0082	1	B	PC8 messages XML elements, semantic and parameters	17.1.0
2022-06	CT#96	CP-221210	0085	1	B	Precedence between the 5G PKMF address provided in the ProSeP by the PCF and by the 5G DDNMF	17.1.0
2022-06	CT#96	CP-221209	0086	-	F	Provisioning of ProSe NR frequencies associated with the ProSe identifier for unicast communication mode to lower layers	17.1.0
2022-06	CT#96	CP-221209	0089	-	F	Correction on indication in L2 relay UE to send SR	17.1.0
2022-06	CT#96	CP-221209	0091	1	D	Editorial changes	17.1.0
2022-06	CT#96	CP-221210	0093	2	F	Rejection of 5G ProSe direct link due to congestion at the 5GSM layer in the layer-3 UE to network relay	17.1.0
2022-06	CT#96	CP-221210	0094	1	B	The impact of NR Tx profile on the transmission and reception of Broadcast and Groupcast modes of 5G ProSe communication	17.1.0
2022-06	CT#96	CP-221210	0095	1	B	Introducing the validity timer of the security related parameters for discovery	17.1.0
2022-06	CT#96	CP-221210	0096	1	F	Applicability of Key establishment information container IE to the security of the UE-to-network relay	17.1.0
2022-06	CT#96	CP-221210	0097	1	F	Some miscellaneous corrections for 5G ProSe	17.1.0
2022-06	CT#96	CP-221209	0098	-	F	Correcting missing implementation related to security preservation for 5G ProSe	17.1.0
2022-06	CT#96	CP-221209	0099	-	F	Correction for the cases of deleting the old security context for 5G ProSe	17.1.0
2022-06	CT#96	CP-221210	0100	1	B	Rejecting PC5 connection establishment request upon security failure	17.1.0
2022-06	CT#96	CP-221210	0101	1	B	UE-to-network relay reselection upon security failure	17.1.0
2022-06	CT#96	CP-221210	0102	1	F	Adding 5G PKMF address request procedure in general clause	17.1.0
2022-06	CT#96	CP-221210	0103	1	F	Clairification on performing 5G ProSe direct discovery over PC5	17.1.0
2022-06	CT#96	CP-221210	0104	1	B	PKMF address request procedure over PC3a interface	17.1.0
2022-06	CT#96	CP-221210	0105	1	F	Clarification regarding the application identity used in the 5G ProSe direct discovery procedures - ALT. B	17.1.0
2022-06	CT#96	CP-221209	0106	-	F	Remove the default destination layer-2 ID in direct communication when provisioning	17.1.0
2022-06	CT#96	CP-221209	0107	-	F	Some editorial corrections	17.1.0
2022-06	CT#96	CP-221210	0108	-	F	Adding DRX handling for unicast communication procedures	17.1.0
2022-06	CT#96	CP-221072	0073	2	B	Usage information reporting configuration in the UE	17.1.0
2022-06	CT#96	CP-221073	0075	2	B	Procedures for PC3ch Control Protocol for 5G ProSe direct communication	17.1.0
2022-06	CT#96	CP-221074	0076	2	B	Messages transmitted over the PC3ch interface	17.1.0
2022-06	CT#96	CP-221075	0077	2	B	Formats for messages transmitted over the PC3ch interface	17.1.0
2022-09	CT#97e	CP-222144	0113	-	F	PC8 messages XML elements, semantic and parameters	17.2.0
2022-09	CT#97e	CP-222144	0117	-	F	Corrections for PC8 interface to remove PC5 security policies from key accept	17.2.0
2022-09	CT#97e	CP-222144	0120	1	F	Correction on L2 relay UE selection	17.2.0
2022-09	CT#97e	CP-222144	0121	1	F	Update match report procedures based on 33.503	17.2.0
2022-09	CT#97e	CP-222144	0123	1	F	Add the timer for AA message reliable transport procedure	17.2.0
2022-09	CT#97e	CP-222144	0125	1	F	Privacy timer for relay	17.2.0
2022-09	CT#97e	CP-222144	0127	-	F	PC5 QoS flows handling initiated by the 5G ProSe layer-3 remote UE	17.2.0
2022-09	CT#97e	CP-222144	0137	-	F	Correction on the name of the interface for usage information collection	17.2.0
2022-09	CT#97e	CP-222144	0138	-	F	Correction on message names	17.2.0
2022-09	CT#97e	CP-222144	0147	-	B	Providing the EAP message in the SMC procedure for the EAP success case	17.2.0
2022-09	CT#97e	CP-222144	0148	-	B	Providing the EAP message in the DCR procedure for the EAP failure case	17.2.0
2022-09	CT#97e	CP-222144	0152	-	F	Harmonizing the terminologies of 5G ProSe remote UE and 5G ProSe UE-to-network relay UE across the specification	17.2.0
2022-09	CT#97e	CP-222144	0154	-	B	Providing the discovery security material for UE-to-network relay from 5G DDNMF	17.2.0
2022-09	CT#97e	CP-222144	0155	-	F	Correction to timer numbers that are used for UE-to-network relay discovery security parameters request over PC8 interface	17.2.0
2022-09	CT#97e	CP-222144	0156	-	F	The use of UE-to-network relay discovery security parameters request procedure over PC8 interface	17.2.0
2022-09	CT#97e	CP-222144	0157	-	F	Correcting the cause code UE authorisation failure and other corrections.	17.2.0
2022-09	CT#97e	CP-222144	0158	-	F	Null algorithm is not security deactivation for 5G ProSe	17.2.0
2022-09	CT#97e	CP-222145	0112	1	F	Corrections for PC8 interface to indicate PRUK ID in key accept	17.2.0

2022-09	CT#97e	CP-222145	0114	1	F	Correcting timing of initiation of 5G ProSe remote user key request procedure	17.2.0
2022-09	CT#97e	CP-222145	0115	1	F	Correction for inclusion of HPLMN ID	17.2.0
2022-09	CT#97e	CP-222145	0119	1	C	Remove secondary authentication for U2N relay related context	17.2.0
2022-09	CT#97e	CP-222145	0124	2	F	Security protection on establishment request message for relay	17.2.0
2022-09	CT#97e	CP-222145	0126	1	F	New pre-condition for direct link establishment procedure initiation	17.2.0
2022-09	CT#97e	CP-222145	0128	1	F	Clarification on 5G ProSe direct link release procedure	17.2.0
2022-09	CT#97e	CP-222145	0129	1	F	Protocol data unit type used over user plane for NR PC5	17.2.0
2022-09	CT#97e	CP-222145	0130	1	F	Non-IP PDU transport procedure	17.2.0
2022-09	CT#97e	CP-222145	0133	1	F	Clarification on 5G DDNMF discovery	17.2.0
2022-09	CT#97e	CP-222145	0136	1	F	Addition of abnormal cases	17.2.0
2022-09	CT#97e	CP-222145	0141	1	B	The determination of using the control plane security solution for the 5G ProSe UE-to-network relay	17.2.0
2022-09	CT#97e	CP-222145	0159	1	F	Defining the abnormal cases and the timer used for 5G ProSe AA message reliable transport procedure	17.2.0
2022-09	CT#97e	CP-222145	0160	1	F	Resolving EN on mapping with the traffic descriptor in the ProSeP	17.2.0
2022-09	CT#97e	CP-222146	0111	2	F	PLMN ID IE definition	17.2.0
2022-09	CT#97e	CP-222146	0116	1	F	Correction of PRUK ID coding	17.2.0
2022-09	CT#97e	CP-222146	0118	1	F	Requesting UE policies for 5G ProSe usage information reporting	17.2.0
2022-09	CT#97e	CP-222146	0143	1	F	Clarification on the condition of including HPLMN ID in the DCR message	17.2.0
2022-09	CT#97e	CP-222146	0144	1	F	Clarifications for the Privacy Protection of Relay Service Code	17.2.0
2022-09	CT#97e	CP-222146	0145	1	B	Introducing the 5GPRUK ID in the DCR procedure	17.2.0
2022-09	CT#97e	CP-222146	0146	1	B	Introducing the 5GPRUK ID in the 5G ProSe direct link re-keying procedure	17.2.0
2022-09	CT#97e	CP-222146	0149	1	F	Clarification on the security procedure for Layer-3 UE-to-Network Relay with N3IWF support	17.2.0
2022-09	CT#97e	CP-222146	0150	1	B	Integrity protection of the DCR message for UE-to-network relay	17.2.0
2022-09	CT#97e	CP-222146	0151	1	F	Corrections related to 5G ProSe layer-3 UE-to-network relay with N3IWF support	17.2.0
2022-09	CT#97e	CP-222146	0153	1	F	The criteria for selecting 5G ProSe layer-3 UE-to-network relay with N3IWF support	17.2.0
2022-09	CT#97e					Corrections suggested by the rapporteur done by MCC	17.2.1
2022-12	CT#98e	CP-223149	0174	1	F	Single PC5 link between remote UE and the relay	17.3.0
2022-12	CT#98e	CP-223149	0175	1	F	Correction on some bullet logic and editorial changes	17.3.0
2022-12	CT#98e	CP-223148	0177	3	F	Alignment of Remote UE behaviours on PC5 unicast link establishment	17.3.0
2022-12	CT#98e	CP-223148	0179	1	F	Apply PC5 DRX to Layer-2 relay	17.3.0
2022-12	CT#98e	CP-223149	0181	1	F	Some clarifications related to the security mode control procedure	17.3.0
2022-12	CT#98e	CP-223149	0185	1	F	Correction on cause value #14	17.3.0
2022-12	CT#98e	CP-223148	0186	2	F	Aligning the name of control plane security indication	17.3.0
2022-12	CT#98e	CP-223148	0187	1	F	Add broadcast communication security related content	17.3.0
2022-12	CT#98e	CP-223148	0188	1	F	Add groupcast communication security related content	17.3.0
2022-12	CT#98e	CP-223149	0190	1	F	Rename 5GPRUK ID and 5GPRUK in CP based solution and rename PRUK and PRUK ID in UP based solution	17.3.0
2022-12	CT#98e	CP-223149	0191	1	F	MIME types used in PC3a and PC8 and PC3ach	17.3.0
2022-12	CT#98e	CP-223149	0192	1	F	Multiple corrections for 5G ProSe procedures	17.3.0
2022-12	CT#98e	CP-223149	0193	1	F	CP-PRUK is associated with the RSC	17.3.0
2022-12	CT#98e	CP-223149	0194	1	F	Corrections on UE-to-network relay discovery over PC5 interface	17.3.0
2022-12	CT#98e	CP-223149	0195	1	F	Corrections on discoverer UE procedure for group member discovery	17.3.0
2022-12	CT#98e	CP-223149	0196	1	F	Corrections on discoverer UE procedures for group member discovery and U2N relay discovery	17.3.0
2022-12	CT#98e	CP-223149	0197	1	F	Configuration parameters for 5G ProSe remote UE using 5G ProSe layer-3 UE-to-network relay	17.3.0
2022-12	CT#98e	CP-223148	0198	1	F	Clarification on implementation specific means of UE stopping direct discovery procedures	17.3.0
2022-12	CT#98e	CP-223148	0199	1	F	Clarification on announcing procedure for relay discovery additional information	17.3.0
2022-12	CT#98e	CP-223149	0200	1	F	Miscellaneous corrections	17.3.0
2022-12	CT#98e	CP-223149	0203	1	F	IP address of the 5G DDNMF provisioned by the network	17.3.0
2022-12	CT#98e	CP-223149	0204	2	F	Correcting handling of authentication synchronisation error	17.3.0
2022-12	CT#98e	CP-223149	0205	1	F	Correction for <key-request> handling	17.3.0
2022-12	CT#98e	CP-223148	0206	2	F	Clarification on initiating UE behaviors when receiving cause value #15 in DCR reject message	17.3.0
2022-12	CT#98e	CP-223149	0207	1	F	Exclude the relay UE that sends DCR reject with cause value#15 when performing UE-to-network relay reselection procedure	17.3.0
2022-12	CT#98e	CP-223148	0208	1	F	Clarification on supporting of corresponding security procedure when initiating U2N relay discovery over PC5	17.3.0
2022-12	CT#98e	CP-223149	0209	1	F	Default DRX for direct link establishment	17.3.0

2022-12	CT#98e	CP-223149	0210	2	F	Providing all the mapped NR Tx Profiles for groupcast and broadcast mode 5G ProSe communication	17.3.0
2022-12	CT#98e	CP-223149	0211	1	F	Optional to provision N3IWF selection information to the UE	17.3.0
2022-12	CT#98e	CP-223149	0213	2	F	Clarify on the MOBIKE	17.3.0
2022-12	CT#98e	CP-223149	0214		F	Clarify on the ProSe restricted code suffix ranges	17.3.0
2022-12	CT#98e	CP-223149	0215		F	Clarify on the 5G ProSe direct link establishment procedure of unicast mode	17.3.0
2022-12	CT#98e	CP-223149	0217		F	Correction on the name of timer 5160	17.3.0
2022-12	CT#98e	CP-223149	0218	1	F	Correction on the Restricted discovery filters revocation procedure	17.3.0
2022-12	CT#98e	CP-223149	0219	1	F	PC5 QoS flow handling in unicast mode 5G ProSe direct communication for U2N relay	17.3.0
2022-12	CT#98e	CP-223148	0220	1	F	5G ProSe direct link modification procedure for U2N relay	17.3.0
2022-12	CT#98e	CP-223149	0221	1	F	PC5 QoS info provisioning during 5G ProSe direct link security mode control procedure	17.3.0
2022-12	CT#98e	CP-223149	0222		F	Target user info for direct link establishment	17.3.0
2022-12	CT#98e	CP-223148	0223	1	F	Clarifications on 5G ProSe U2N relay discovery	17.3.0
2022-12	CT#98e	CP-223148	0225	1	F	5G ProSe direct link establishment and release procedures for U2N relay	17.3.0
2022-12	CT#98e	CP-223148	0226		F	Adding the missing security parameters in the "restricted-discoverer-response"	17.3.0
2022-12	CT#98e	CP-223148	0227	1	F	Clarification on the initiating of a discoveree request procedure.	17.3.0
2023-12	CT#99	CP-230312	0266	-	F	Adding missing IEI for the EAP message IE	17.4.0
2023-12	CT#99	CP-230312	0267	-	F	Adding missing timers names	17.4.0
2023-12	CT#99	CP-230312	0269	-	F	Constructing KNR_ProSe or KNRP after UE-to-network relay UE receives DIRECT LINK ESTABLISHMENT REQUEST message	17.4.0
2023-12	CT#99	CP-230312	0263	1	F	Impact on PC5 signalling when UP/CP-PRUK is not found and impact on PC8 signalling when UP-PRUK is not found	17.4.0
2023-12	CT#99	CP-230312	0264	1	F	Relay UE reselection upon security failure of 5G ProSe UE-to-network relay	17.4.0
2023-12	CT#99	CP-230312	0252	1	F	Update the xsd files of TS 24.554	17.4.0
2023-12	CT#99	CP-230312	0255	1	F	Mandate DNN parameter provisioning to L3 U2N relay	17.4.0
2023-12	CT#99	CP-230312	0256	1	F	Clarification on 5G PKMF address request procedure	17.4.0
2023-12	CT#99	CP-230312	0257	1	F	Adding the mapping of ProSe identifiers to destination layer-2 ID(s) for groupcast	17.4.0
2023-12	CT#99	CP-230312	0265	1	F	Encryption of CP-PRUK or UP-PRUK in the PROSE DIRECT LINK ESTABLISHMENT REQUEST message	17.4.0
2023-12	CT#99	CP-230312	0268	1	F	Miscellaneous corrections for ProSe	17.4.0
2023-12	CT#99	CP-230312	0258	2	F	Introducing the default mapping rules for 5G ProSe direct communication	17.4.0
2023-12	CT#99	CP-230312	0259	2	F	Introducing the default mapping rule for 5G ProSe direct discovery	17.4.0
2023-12	CT#99	CP-230312	0280	2	F	PC5 communication after L3 relay UE reactivates PDU session	17.4.0
2023-12	CT#99	CP-230312	0253	2	F	U2N relay selection failure case	17.4.0
2023-06	CT#100	CP-231208	0345	1	F	IPv4 address configuration in security procedure	17.5.0
2023-06	CT#100	CP-231208	0338	1	F	Correction on security aspect of unicast direct communication	17.5.0
2023-06	CT#100					Xsd files missed in the previous version included	17.5.1
2023-09	CT#101	CP-232202	0372	1	F	Security related correction	17.6.0
2023-09	CT#101	CP-232202	0375	1	F	Correction of erroneous length of a mandatory information element	17.6.0
2023-09	CT#101	CP-232202	0389	2	F	Provisioning DNN for emergency and non-emergency services	17.6.0
2023-12	CT#102	CP-233129	0424	-	F	5G ProSe AA message reliable transport procedure applied to L2 U2N relay	17.7.0
2023-12	CT#102	CP-233129	0426	-	F	Correction on direct discovery over PC3a and direct link establishment	17.7.0
2023-12	CT#102	CP-233129	0444	1	F	Correction to mobility restrictions for 5G ProSe UE-to-network relaying	17.7.0
2023-12	CT#102	CP-233129	0431	5	F	Adding RSC in the U2N relay discovery	17.7.0
2024-03	CT#103	CP-240088	0534	3	F	Retrieving keys for decryption of protected IEs for U2N	17.8.0
2024-06	CT#104	CP-241155	0559	1	F	Corrections for MIC calculation for UE-to-network relay scenarios	17.9.0
2024-06	CT#104	CP-241261	0557	5	F	Differentiating security materials used for PC5 direct discovery for UE-to-network relay - Alternative 3	17.9.1

History

Document history		
V17.0.0	May 2022	Publication
V17.1.0	July 2022	Publication
V17.2.1	October 2022	Publication
V17.3.0	January 2023	Publication
V17.4.0	April 2023	Publication
V17.5.0	July 2023	Publication (withdrawn)
V17.5.1	July 2023	Publication
V17.6.0	September 2023	Publication
V17.7.0	January 2024	Publication
V17.8.0	April 2024	Publication
V17.9.1	August 2024	Publication