

ETSI TS 128 111 V19.4.0 (2026-02)



TECHNICAL SPECIFICATION

**5G;  
Management and orchestration;  
Fault management (FM)  
(3GPP TS 28.111 version 19.4.0 Release 19)**



---

**Reference**

RTS/TSGS-0528111vj40

---

**Keywords**

5G

**ETSI**

650 Route des Lucioles  
F-06921 Sophia Antipolis Cedex - FRANCE

---

Tel.: +33 4 92 94 42 00 Fax: +33 4 93 65 47 16

Siret N° 348 623 562 00017 - APE 7112B  
Association à but non lucratif enregistrée à la  
Sous-Préfecture de Grasse (06) N° w061004871

---

**Important notice**

The present document can be downloaded from the  
[ETSI Search & Browse Standards](#) application.

The present document may be made available in electronic versions and/or in print. The content of any electronic and/or print versions of the present document shall not be modified without the prior written authorization of ETSI. In case of any existing or perceived difference in contents between such versions and/or in print, the prevailing version of an ETSI deliverable is the one made publicly available in PDF format on [ETSI deliver](#) repository.

Users should be aware that the present document may be revised or have its status changed, this information is available in the [Milestones listing](#).

If you find errors in the present document, please send your comments to the relevant service listed under [Committee Support Staff](#).

If you find a security vulnerability in the present document, please report it through our [Coordinated Vulnerability Disclosure \(CVD\)](#) program.

---

**Notice of disclaimer & limitation of liability**

The information provided in the present deliverable is directed solely to professionals who have the appropriate degree of experience to understand and interpret its content in accordance with generally accepted engineering or other professional standard and applicable regulations.

No recommendation as to products and services or vendors is made or should be implied.

No representation or warranty is made that this deliverable is technically accurate or sufficient or conforms to any law and/or governmental rule and/or regulation and further, no representation or warranty is made of merchantability or fitness for any particular purpose or against infringement of intellectual property rights.

In no event shall ETSI be held liable for loss of profits or any other incidental or consequential damages.

Any software contained in this deliverable is provided "AS IS" with no warranties, express or implied, including but not limited to, the warranties of merchantability, fitness for a particular purpose and non-infringement of intellectual property rights and ETSI shall not be held liable in any event for any damages whatsoever (including, without limitation, damages for loss of profits, business interruption, loss of information, or any other pecuniary loss) arising out of or related to the use of or inability to use the software.

---

**Copyright Notification**

No part may be reproduced or utilized in any form or by any means, electronic or mechanical, including photocopying and microfilm except as authorized by written permission of ETSI.

The content of the PDF version shall not be modified without the written authorization of ETSI.

The copyright and the foregoing restriction extend to reproduction in all media.

© ETSI 2026.  
All rights reserved.

---

# Intellectual Property Rights

## Essential patents

IPRs essential or potentially essential to normative deliverables may have been declared to ETSI. The declarations pertaining to these essential IPRs, if any, are publicly available for **ETSI members and non-members**, and can be found in ETSI SR 000 314: "*Intellectual Property Rights (IPRs); Essential, or potentially Essential, IPRs notified to ETSI in respect of ETSI standards*", which is available from the ETSI Secretariat. Latest updates are available on the [ETSI IPR online database](#).

Pursuant to the ETSI Directives including the ETSI IPR Policy, no investigation regarding the essentiality of IPRs, including IPR searches, has been carried out by ETSI. No guarantee can be given as to the existence of other IPRs not referenced in ETSI SR 000 314 (or the updates on the ETSI Web server) which are, or may be, or may become, essential to the present document.

## Trademarks

The present document may include trademarks and/or tradenames which are asserted and/or registered by their owners. ETSI claims no ownership of these except for any which are indicated as being the property of ETSI, and conveys no right to use or reproduce any trademark and/or tradename. Mention of those trademarks in the present document does not constitute an endorsement by ETSI of products, services or organizations associated with those trademarks.

**DECT™**, **PLUGTESTS™**, **UMTS™** and the ETSI logo are trademarks of ETSI registered for the benefit of its Members. **3GPP™**, **LTE™** and **5G™** logo are trademarks of ETSI registered for the benefit of its Members and of the 3GPP Organizational Partners. **oneM2M™** logo is a trademark of ETSI registered for the benefit of its Members and of the oneM2M Partners. **GSM®** and the GSM logo are trademarks registered and owned by the GSM Association.

---

# Legal Notice

This Technical Specification (TS) has been produced by ETSI 3rd Generation Partnership Project (3GPP).

The present document may refer to technical specifications or reports using their 3GPP identities. These shall be interpreted as being references to the corresponding ETSI deliverables.

The cross reference between 3GPP and ETSI identities can be found at [3GPP to ETSI numbering cross-referencing](#).

---

# Modal verbs terminology

In the present document "**shall**", "**shall not**", "**should**", "**should not**", "**may**", "**need not**", "**will**", "**will not**", "**can**" and "**cannot**" are to be interpreted as described in clause 3.2 of the [ETSI Drafting Rules](#) (Verbal forms for the expression of provisions).

"**must**" and "**must not**" are **NOT** allowed in ETSI deliverables except when used in direct citation.

# Contents

Intellectual Property Rights .....	2
Legal Notice .....	2
Modal verbs terminology.....	2
Foreword.....	6
1 Scope .....	8
2 References .....	8
3 Definitions of terms, symbols and abbreviations .....	9
3.1 Terms.....	9
3.2 Symbols.....	9
3.3 Abbreviations .....	9
4 Concepts and overview .....	9
5 Requirements.....	10
6 Solution description.....	11
6.1 Solution components .....	11
6.2 Model driven approach.....	12
6.3 Alarm records .....	12
6.4 Alarm identification .....	13
6.5 Alarm lists .....	13
6.6 Retrieving alarm records by MnS consumers.....	13
6.7 Acknowledging alarms by MnS consumers .....	13
6.8 Clearing alarms by MnS consumers.....	14
6.9 Commenting alarms by MnS consumers.....	14
6.10 Alarm correlation .....	14
6.11 Reliability of alarm lists .....	14
6.12 Alarm notifications.....	15
6.13 Alarm list states.....	15
6.14 Alarm record life cycle.....	16
7 Model .....	16
7.1 Imported information entities and local labels .....	16
7.2 Class diagrams.....	17
7.2.1 Relationships.....	17
7.2.2 Inheritance .....	17
7.3 Class definitions .....	17
7.3.1 AlarmRecord <<dataType>>.....	17
7.3.1.1 Definition .....	17
7.3.1.2 Attributes.....	18
7.3.1.3 Attribute constraints .....	18
7.3.1.4 Notifications.....	18
7.3.2 AlarmList.....	19
7.3.2.1 Definition .....	19
7.3.2.2 Attributes.....	19
7.3.2.3 Attribute constraints .....	19
7.3.2.4 Notifications.....	19
7.3.3 AlarmComment <<dataType>>.....	19
7.3.3.1 Definition .....	19
7.3.3.2 Attributes.....	19
7.3.3.3 Attribute constraints .....	20
7.3.3.4 Notifications.....	20
7.3.4 CorrelatedNotification <<dataType>>.....	20
7.3.4.1 Definition .....	20
7.3.4.2 Attributes.....	20
7.3.4.3 Attribute constraints .....	20

7.3.4.4	Notifications .....	20
7.3.5	ThresholdCrossing <<dataType>> .....	20
7.3.5.1	Definition .....	20
7.3.5.2	Attributes .....	21
7.3.5.3	Attribute constraints .....	21
7.3.5.4	Notifications .....	21
7.3.6	ThresholdLevelInd <<dataType>> .....	21
7.3.6.1	Definition .....	21
7.3.6.2	Attributes .....	21
7.3.6.3	Attribute constraints .....	21
7.3.6.4	Notifications .....	21
7.3.7	ThresholdHysteresis <<dataType>> .....	21
7.3.7.1	Definition .....	21
7.3.7.2	Attributes .....	22
7.3.7.3	Attribute constraints .....	22
7.3.7.4	Notifications .....	22
7.4	Attribute definitions .....	22
7.4.1	Attribute properties .....	22
7.4.2	Constraints .....	30
7.5	Common notifications .....	30
7.5.1	Alarm notifications .....	30
7.5.2	Configuration notifications .....	31
8	Notifications .....	31
8.1	Overview .....	31
8.2	notifyNewAlarm .....	31
8.2.1	Definition .....	31
8.2.2	Input parameters .....	31
8.3	notifyClearedAlarm .....	32
8.3.1	Definition .....	32
8.3.2	Input parameters .....	33
8.4	notifyChangedAlarmGeneral .....	33
8.4.1	Definition .....	33
8.4.2	Input parameters .....	34
8.5	notifyAlarmListRebuilt .....	34
8.5.1	Definition .....	34
8.5.2	Input parameters .....	35
8.6	notifyChangedAlarm .....	35
8.6.1	Definition .....	35
8.6.2	Void .....	35
8.7	notifyCorrelatedNotificationChanged .....	35
8.7.1	Definition .....	35
8.7.2	Input parameters .....	36
8.8	notifyAckStateChanged .....	36
8.8.1	Definition .....	36
8.8.2	Input parameters .....	36
8.9	notifyComments .....	37
8.9.1	Definition .....	37
8.9.2	Input parameters .....	37
8.10	notifyPotentialFaultyAlarmList .....	37
8.10.1	Definition .....	37
8.10.2	Input parameters .....	38
<b>Annex A (normative): Solution sets .....</b>	<b>39</b>	
A.1	RESTful HTTP-based solution set .....	39
A.1.1	Mapping of the NRM .....	39
A.1.2	Mapping of notifications .....	39
A.1.3	OpenAPI definitions .....	39
A.1.4	Examples .....	39
A.2	RESTful HTTP-based solution set for integration with ONAP VES API .....	41
A.2.1	General .....	41
A.2.2	Mapping of notifications .....	42

A.2.2.1 General .....42

A.2.2.2 Resources .....42

A.2.3 Integration with ONAP VES .....42

A.3 NETCONF/YANG solution set.....42

A.3.1 General.....42

A.3.2 YANG definitions.....42

**Annex B (informative): Probable Causes .....43**

**Annex C (informative): Change history .....49**

History .....50

---

# Foreword

This Technical Specification has been produced by the 3rd Generation Partnership Project (3GPP).

The contents of the present document are subject to continuing work within the TSG and may change following formal TSG approval. Should the TSG modify the contents of the present document, it will be re-released by the TSG with an identifying change of release date and an increase in version number as follows:

Version x.y.z

where:

- x the first digit:
  - 1 presented to TSG for information;
  - 2 presented to TSG for approval;
  - 3 or greater indicates TSG approved document under change control.
- y the second digit is incremented for all changes of substance, i.e. technical enhancements, corrections, updates, etc.
- z the third digit is incremented when editorial only changes have been incorporated in the document.

In the present document, modal verbs have the following meanings:

- shall** indicates a mandatory requirement to do something
- shall not** indicates an interdiction (prohibition) to do something

The constructions "shall" and "shall not" are confined to the context of normative provisions, and do not appear in Technical Reports.

The constructions "must" and "must not" are not used as substitutes for "shall" and "shall not". Their use is avoided insofar as possible, and they are not used in a normative context except in a direct citation from an external, referenced, non-3GPP document, or so as to maintain continuity of style when extending or modifying the provisions of such a referenced document.

- should** indicates a recommendation to do something
- should not** indicates a recommendation not to do something
- may** indicates permission to do something
- need not** indicates permission not to do something

The construction "may not" is ambiguous and is not used in normative elements. The unambiguous constructions "might not" or "shall not" are used instead, depending upon the meaning intended.

- can** indicates that something is possible
- cannot** indicates that something is impossible

The constructions "can" and "cannot" are not substitutes for "may" and "need not".

- will** indicates that something is certain or expected to happen as a result of action taken by an agency the behaviour of which is outside the scope of the present document
- will not** indicates that something is certain or expected not to happen as a result of action taken by an agency the behaviour of which is outside the scope of the present document
- might** indicates a likelihood that something will happen as a result of action taken by some agency the behaviour of which is outside the scope of the present document

**might not** indicates a likelihood that something will not happen as a result of action taken by some agency the behaviour of which is outside the scope of the present document

In addition:

**is** (or any other verb in the indicative mood) indicates a statement of fact

**is not** (or any other negative verb in the indicative mood) indicates a statement of fact

The constructions "is" and "is not" do not indicate requirements.

---

# 1 Scope

The present document describes the SBMA based Fault Management Service (see TS 28.533 [14]). It includes stages 1, 2 and 3.

The Fault Management MnS is based on the SBMA principles using CRUD operations, modelled OAM data in the NRM together with fault management specific notifications. An IRP based solution for fault management is out of scope for the present document.

---

# 2 References

The following documents contain provisions which, through reference in this text, constitute provisions of the present document.

- References are either specific (identified by date of publication, edition number, version number, etc.) or non-specific.
- For a specific reference, subsequent revisions do not apply.
- For a non-specific reference, the latest version applies. In the case of a reference to a 3GPP document (including a GSM document), a non-specific reference implicitly refers to the latest version of that document *in the same Release as the present document*.

- [1] 3GPP TR 21.905: "Vocabulary for 3GPP Specifications".
- [2] 3GPP TS 28.532: "Management and orchestration; Generic Management services".
- [3] ETSI TS 101 251 (V6.3.0): "Digital cellular telecommunications system (Phase 2+); Fault management of the Base Station System (BSS) (GSM 12.11 version 6.3.0 Release 1997)".
- [4] Void.
- [5] 3GPP TS 28.622: "Telecommunication management; Generic Network Resource Model (NRM) Integration Reference Point (IRP); Information Service (IS)".
- [6] Void.
- [7] ITU-T Recommendation M.3100: "Generic network information model".
- [8] ITU-T Recommendation X.733 (02/92): "Information technology - Open Systems Interconnection - Systems Management: Alarm reporting function".
- [9] Text Attribution: Creator: ONAP, under Creative Commons Attribution 4.0 International License, <https://creativecommons.org/licenses/by/4.0/>, URI to access the text: [https://github.com/onap/vnfrqts-requirements/blob/05f26fac2b941513a7d0e856b99fd8c61d688299/docs/Chapter8/ves7\\_1spec.rst#resource-structure](https://github.com/onap/vnfrqts-requirements/blob/05f26fac2b941513a7d0e856b99fd8c61d688299/docs/Chapter8/ves7_1spec.rst#resource-structure).
- [10] 3GPP TS 32.158: "Management and orchestration; Design rules for Representational State Transfer (REST) Solution Sets (SS)".
- [11] Void.
- [12] 3GPP TS 32.401: "Telecommunication management; Performance Measurement (PM); Concept and requirements".
- [13] ITU-T Recommendation X.736 (01/92): "Information technology - Open Systems Interconnection - Systems Management: Security alarm reporting function".
- [14] 3GPP TS 28.533: "Management and orchestration; Architecture framework".
- [15] 3GPP TS 32.160: "Management and orchestration; Management service template".

- [16] 3GPP TS 28.623: "Telecommunication management; Generic Network Resource Model (NRM) Integration Reference Point (IRP); Solution Set (SS) definitions".

---

## 3 Definitions of terms, symbols and abbreviations

### 3.1 Terms

For the purposes of the present document, the terms given in 3GPP TR 21.905 [1] and the following apply. A term defined in the present document takes precedence over the definition of the same term, if any, in 3GPP TR 21.905 [1].

**Alarm:** A management representation of a fault, an error or a failure that requires attention or reaction by an operator or some machine. Alarms have state.

**Alarm identifying attributes:** A set of attributes (*objectInstance*, *alarmType*, *probableCause* and *specificProblem*, if present) that identify an alarm. *ObjectInstance* identifies the network resource, while *alarmType*, *probableCause* and *specificProblem* (if present) identify the alarming condition.

**Alarming condition:** Identifies the reason an alarm is raised. Identified by a combination of *alarmType*, *probableCause* and *specificProblem* (if present).

**Error:** A state of the system different from the correct system state. An error may or may not lead to a service failure. An error has a begin and end time.

**Event:** Anything that occurs at a certain point in time, for example a configuration change, a threshold crossing, a transition to an error state or a transition to a failure state. Events do not have states.

**Failure:** A state of inability to deliver the correct service as defined by the service specification. A service failure is the result of an error. A failure has a begin and end time.

**Fault:** The (hypothesized or adjudged) cause for an error or a failure (such as system malfunctions, a defect in system design, a defect in software, or external interference).

**MonitoredEntity:** Any class that can have an alarmed state.

**Root cause:** The primary fault (cause), if any, leading to one or multiple errors or failures.

### 3.2 Symbols

Void.

### 3.3 Abbreviations

For the purposes of the present document, the abbreviations given in 3GPP TR 21.905 [1] and the following apply. An abbreviation defined in the present document takes precedence over the definition of the same abbreviation, if any, in 3GPP TR 21.905 [1].

ADAC	Automatically Detected and Automatically Cleared
ADMC	Automatically Detected and Manually Cleared
CRUD	Create, Read, Update and Delete
FM	Fault Management
MnS	Management Service
NRM	Network Resource Model
SBMA	Service Based Management Architecture

---

## 4 Concepts and overview

A (managed) system may experience faults such as malfunctions, a defect in system design, a defect in the software, or external interference. These faults may (or may not) lead to a system state that is different from the correct or desired

system state. An incorrect system state is called error. Errors are hence caused by faults. Faults and errors are not always externally observable and may remain undetected.

Errors, in turn, may (or may not) cause failures. A failure is the inability to deliver the correct service as defined by the service specification. A failure is hence always externally observable.

In summary, a fault may cause one or more errors, and an error may cause one or more failures.

An alarm is a management representation of a fault, an error or a failure that requires attention or reaction by an operator or some machine.

Fault Management is concerned with representing, managing, and reporting alarms. Fault Management is often also referred to as Alarm Management. The alarm model is independent from the underlying managed system. The same model can be used to represent alarms from any 3GPP generation or other networks and any resource. Specifics of the managed system manifest themselves only in the values of the information elements of the alarm model.

Alarms allow to report any kind of issue, from small faults without service impact to large scale failures of telecommunication services affecting many users.

A prerequisite for Fault Management as defined in the present document is that the managed system is represented by managed objects, that are organized in hierarchical object trees, in the management system.

The solution specified in the present document is based on ITU-T X.733 [8].

Fault Management is considered a generic management service. It shall be able to support fault indications about any generation of 3GPP or other networks and any resource that can be addressed by a distinguished name e.g. ManagedElements, ENBs or NetworkSlices or non-3GPP managed resources.

Fault management can handle alarms about any kind of fault in a 3GPP system from small hardware errors to service failures effecting many users.

## 5 Requirements

Requirement label	Description	Motivation
REQ-FM-MC-1	The 3GPP management system shall have the capability to provide <b>alarm notifications</b> to authorized consumers.	Motivation: the consumer should receive information about alarms immediately when an alarm is raised or changed.
REQ-FM-MC-2	The 3GPP management system shall have the capability to allow authorized consumers to <b>subscribe</b> to alarm notifications.	Motivation: Needed for REQ-FM-MC-1. Producers will not send notification without an explicit subscription.
REQ-FM-MC-3	The 3GPP management system shall have the capability to allow authorized consumers to <b>unsubscribe</b> from alarm notifications.	Motivation: The consumer needs to be able to indicate that it is no longer interested in receiving immediate alarm information
REQ-FM-MC-4	The 3GPP management system should have the capability to allow authorized consumers to provide a <b>filter</b> for alarm <b>notifications</b> .	Motivation: The consumer shall be able to indicate that it is interested only in a subset of alarms.
REQ-FM-MC-5	The 3GPP management system shall have the capability to allow authorized consumers to <b>retrieve the alarm list</b> .	Motivation: The consumer shall be able to read all current alarms. It needs this if the sequence of received alarm notifications does not provide a reliable and complete view of the alarm situation. This may happen after the start-up of the consumer fault management service, if the connection or some alarm notifications are lost, or if the alarm producer was not able to provide on-time indication of all alarm changes.
REQ-FM-MC-6	The 3GPP management system should have the capability to allow authorized consumers to <b>retrieve a filtered</b> subset of the <b>alarm list</b> .	Motivation: If the consumer is interested only in a subset of alarms, it shall be able to retrieve only that subset.

Requirement label	Description	Motivation
REQ-FM-MC-7	The 3GPP management system shall have the capability to provide <b>changed alarm notifications</b> to its authorized consumer.	Motivation: the consumer should receive information about changed alarms immediately.
REQ-FM-MC-8	The 3GPP management system shall have the capability to provide <b>cleared alarm notifications</b> to its authorized consumer.	Motivation: the consumer should receive information about cleared alarms immediately.
REQ-FM-MC-9	The 3GPP management system shall have the capability to provide <b>new generated alarm notifications</b> to its authorized consumer.	Motivation: the consumer should receive information about alarms immediately when an alarm is raised.
REQ-FM-MC-10	The 3GPP management system should have the capability to indicate that the <b>alarm list</b> is <b>potentially faulty</b> .	Motivation: the consumer should receive information when the alarm list is corrupt or out-of-date.
REQ-FM-MC-11	The 3GPP management system shall have the capability to indicate that the <b>alarm list</b> was <b>rebuilt</b> and is reliable again after a previous disturbance.	Motivation: the consumer should receive information when the correct alarm information is available again.
REQ-FM-MC-12	The 3GPP management system should have the capability to satisfy the request to <b>acknowledge</b> one or multiple <b>alarms</b> . If this capability is not supported, then the producer shall be able to automatically acknowledge alarms.	Motivation: the consumer should be able to register in the producer that it has received the alarm and has done some vendor specific level of processing of the alarm information.
REQ-FM-MC-13	The 3GPP management system should have the capability to satisfy the request to <b>clear</b> one or multiple <b>alarms</b> . This capability is only applicable if one or more of the alarms supported by the producer is of type ADMC.	Motivation: If the producer supports ADMC alarms, the consumer shall be able to clear those.
REQ-FM-MC-14	The 3GPP management system should have the capability to provide <b>acknowledgement</b> state change <b>notifications</b> to its authorized consumer.	Motivation: the consumer should receive information about acknowledged alarms immediately.

## 6 Solution description

### 6.1 Solution components

The solution consists of the basic solution and the following optional solution components:

- Dedicated perceived severity change notification
- Acknowledging alarms by MnS consumers
- Commenting alarms by MnS consumers
- Alarm correlation
- Reliability of alarm lists

**Table 6.1-1: FM solution components**

Usage	Operations and notifications	NRM
FM basic	notifyNewAlarm notifyChangedAlarmGeneral	AlarmList

Usage	Operations and notifications	NRM
	notifyClearedAlarm	
Acknowledging alarms by MnS consumers	notifyAckStateChanged	alarmRecord.ackTime alarmRecord.ackUserId alarmRecord.ackSystemId alarmRecord.ackState
Commenting alarms by MnS consumers	notifyComments	alarmRecord.comments, datatype:alarmComment
Alarm correlation	notifyCorrelatedNotificationChanged	alarmRecord:correlatedNotifications alarmRecord:rootCauseIndicator
Reliability of alarm lists	notifyPotentialFaultyAlarmList notifyAlarmListRebuilt	AlarmList.unreliableAlarmScope

## 6.2 Model driven approach

The solution for Fault Management is based on the model driven approach.

NRM data is written to control the behaviour of the fault management.

Data provided to the fault management consumer is made available in two ways (representing the same information). MnS consumers may use the a read operation to read any data. Additionally, data that should be provided as soon as it is available in the MnS producer is sent to subscribed MnS consumers in notifications (e.g. information about a new alarm).

For this reason, only an alarm model is defined. The CRUD operations defined in TS 28.532 [2], clause 11.1 are used for interacting with the instantiation of the model.

Since the generic provisioning notifications defined in TS 28.532 [2], clause 11.1 are not used in all cases, the present document also defines some specific alarm notifications to report changes in the alarm model.

Interactions with the alarm model with both operations and notifications may be subject to access control.

## 6.3 Alarm records

An alarm is described by a set of attributes. This set of attributes is referred to as alarm record. An alarm record is hence the management representation of an alarm.

The object instance attribute in an alarm record identifies the object that represents the alarmed entity in the management system. Objects are identified using their Distinguished Name (DN). Note that all is needed is a DN. It is not required that the object really exists in the management system and can be accessed with CRUD operations.

The alarm type (ITU-T X.733 [8], clause 8.1.1) attribute specifies roughly in which area of the supervised system an alarm has occurred:

- If the alarm type is equal to "COMMUNICATIONS\_ALARM", the alarm is principally associated with the procedures and/or processes required to convey information from one point to another.
- If the alarm type is equal to "PROCESSING\_ERROR\_ALARM", the alarm is principally associated with a software or processing fault.
- If the alarm type is equal to "EQUIPMENT\_ALARM", the alarm is principally associated with an equipment fault.
- If the alarm type is equal to "ENVIRONMENTAL\_ALARM", the alarm type is principally associated with a condition relating to an enclosure in which the equipment resides.

The present document also provides the alarm type "QUALITY\_OF\_SERVICE\_ALARM". This alarm type does not specify the area where the issue occurs but conveys that the alarm is principally associated with a degradation in the quality of a service. Also, this alarm type can be combined with any perceived severity. An alarm with this type is often generated, in addition to an alarm with one of the other types, for the same underlying fault. This allows to filter on alarms that are related to a (potential) service degradation only.

The probable cause (ITU-T X.733 [8], clause 8.1.2.1) qualifies the alarm and provides further information than the alarm type.

The specific problem attribute (ITU-T X.733 [8], clause 8.1.2.2) provides further refinements to the probable cause of the alarm.

The perceived severity attribute (ITU-T X.733 [8], clause 8.1.2.3) allows to assess the severity of the alarm condition as determined by the system. The values critical, major, minor and warning are provided, and the value cleared indicates that the condition leading to an alarm is not present anymore.

## 6.4 Alarm identification

Alarms with the same values for the attributes object instance, alarm type, probable cause and specific problem are considered the same alarm. These four attributes are also called alarm identifying attributes. As a shortcut for the alarm identifying attributes the alarm identifier is defined. To refer to a specific alarm it is hence possible to use the four alarm identifying attributes or the alarm identifier.

## 6.5 Alarm lists

The alarm records representing the current state of the system are stored in alarm lists on MnS producers. An alarm list contains the alarm records related to a certain management scope. This scope is either a managed element or a subnetwork. Historical alarm records are not stored in an alarm list. Therefore, at any point in time, there cannot be more than one alarm record in an alarm list, where the alarm identifying attributes have the same values.

Alarm lists are typically created automatically upon system start up. They cannot be created or deleted by MnS consumers.

The alarm records in the alarm list are created and deleted by the system. A MnS consumer can only read the attributes of alarm records but not manipulate them (except for a few exceptions).

Besides the alarm records itself, alarm lists contain also attributes describing the alarm records, such as the total number of alarm records in the alarm list or the time when an alarm record was updated the last time.

## 6.6 Retrieving alarm records by MnS consumers

A MnS consumer can retrieve the alarm records in an alarm list using the "getMOIAttributes" operation defined in TS 28.532 [2], clause 11.1.1.2. Often it is desired to retrieve only alarm records matching some criteria and not all alarms in an alarm list. For example, a MnS consumer might be interested only in alarms whose perceived severity is critical or in alarms from a specific managed element. This requires support for conditional data node retrieval.

## 6.7 Acknowledging alarms by MnS consumers

An alarm is defined as a fault, an error or failure that requires attention or reaction by an operator or some machine. For that reason, alarm records should not be removed from the alarm list without prior acknowledgement by the operator or a machine. The acknowledgement state attribute is provided for that purpose in an alarm record. It can have the values acknowledged and unacknowledged and is set by the MnS consumer.

When a new alarm record is created by the system, its acknowledgement state is set to unacknowledged. To acknowledge an alarm, a MnS consumer can set the attribute to acknowledged. A MnS consumer may also set back the state of a previously acknowledged alarm to unacknowledged. The MnS consumer may provide its identity (user identifier and system identifier) to the MnS Producer when setting the acknowledgement state attribute. The MnS Producer stores this information in the corresponding alarm record.

The system automatically captures the time when the acknowledgement state attribute is updated. A dedicated acknowledgement time attribute is provided for that purpose.

For reporting changes of the acknowledgement state refer to clause 6.12.

The possibility to acknowledge alarms is an optional feature.

## 6.8 Clearing alarms by MnS consumers

If the condition leading to an alarm is not prevailing or not detected anymore, the perceived severity of the alarm is set to cleared by the system. These alarms are referred to as automatically detected automatically cleared alarms (ADAC alarms). There are also alarms that are not automatically cleared. These alarms are referred to as automatically detected manually cleared alarms (ADMC alarms).

MnS consumers need to manually clear ADCMC alarms by setting the perceived severity attribute of the alarm record to cleared. The MnS consumer may provide its identity (user identifier and system identifier) to the MnS producer when setting the attribute. The MnS Producer stores this information in the corresponding alarm record. If the fault condition still prevails, the system will create a new alarm or change the perceived severity value back to the old value, depending on if the alarm was removed or not removed after clearing it.

It is out of scope of the present document how the MnS consumer can find out (for ADCMC alarms) that the fault condition does not exist anymore.

The possibility to clear alarms is a mandatory feature in case ADCMC alarms may be raised by the system.

ADAC alarms cannot be cleared by the consumer.

## 6.9 Commenting alarms by MnS consumers

A MnS consumer can add one or more comments, in the format of free text, to an alarm record. The MnS consumer may provide its identity (user identifier and system identifier) when adding a comment. Each comment is annotated automatically with the time it is created.

A MnS consumer cannot update or delete a comment. Comments are deleted automatically when the corresponding alarm record is deleted.

For reporting the addition of a comment refer to clause 6.12.

The possibility to comment alarms is an optional feature.

## 6.10 Alarm correlation

Multiple errors and failures may be caused by a single fault. A single error may result also in multiple failures. The system may support identifying these relationships between faults, errors, and alarms.

To capture these relationships the correlated notifications attribute and the root cause indicator attribute are provided. Modifications of these attributes are reported using the notify correlated notification changed notification.

## 6.11 Reliability of alarm lists

Alarm lists may become unreliable for numerous reasons. Due to the organisation of managed objects (that can be alarmed and have related alarm records in the alarm list) in hierarchical object trees, alarm records relating to a complete subtree are typically becoming unreliable. For example, consider a subnetwork manager that loses the connection to one of the managed elements it manages. In this case the alarm records relating to the complete object subtree starting at the object representing the managed element are not updated anymore and hence unreliable.

Alarm lists advertise unreliable parts by indicating the base objects of unreliable subtrees in the (multi-valued) unreliable alarm scope attribute. When the complete alarm list is unreliable, the unreliable alarm scope attribute shall specify the object instance of the corresponding MnS agent. When the bad part of the alarm list has been rebuilt and is up to date again the corresponding base object of the previously unreliable subtree is removed from the unreliable alarm scope attribute. An empty attribute indicates that the complete alarm list is reliable.

## 6.12 Alarm notifications

When objects are created or deleted, or when attribute values are updated, then this is normally notified to MnS consumers using object creation, object deletion or attribute value change notifications. When alarm records are created, or deleted or modified these general-purpose notifications are not used. Dedicated notifications are used instead as follows:

- If a new alarm record is added to an alarm list a notify new alarm notification is sent.
- If the acknowledgement state changes its value, the notify acknowledgment state changed notification is sent.
- If a comment is added to an alarm record, the notify comments notification is sent.
- If the correlated notifications attribute or the root cause indicator attribute changes its value, the notify correlated notification changed notification is sent.
- If the perceived severity changes its value to cleared, the notify cleared alarm notification is sent.
- In all other cases a notify changed alarm general notification is sent.

Alarms are identified in alarm notifications using the alarm identifier, except for in the notify new alarm notification, where the four alarm identifying attributes are included as well to allow the MnS consumer receiving the notification to relate the alarm identifier to the alarm identifying attributes.

The removal of an alarm record from an alarm list is not notified directly, only indirectly through the notifications reporting the clearance and, if supported, the acknowledgement of an alarm:

- If alarm acknowledgement is not supported, the MnS consumer can deduct from the reception of a notification reporting the clearance of an alarm that the corresponding alarm record was removed from the alarm list.
- If alarm acknowledgement is supported, the MnS consumer can deduct from the consecutive reception of a notification reporting the clearance of an alarm and a notification reporting the acknowledgement of the same alarm that the corresponding alarm record was removed from the alarm list. The order of receiving the notifications is not relevant.

A MnS producer can maintain an exact copy of the alarm list on the MnS producer by consuming the alarm notifications, assuming of course the MnS consumer starts with an exact alarm list copy.

Modifications of the unreliable alarm scope attribute are notified using the notify potential faulty alarm list notification and the notify alarm list rebuilt notification. More specifically, when

- a new value is added to the unreliable alarm scope attribute the notify potential faulty alarm list notification is sent. The object class and object instance parameters of the notification header specify the base object of the subtree that has become unreliable.
- a value is removed from the unreliable alarm scope attribute the notify alarm list rebuilt notification is sent. The object class and object instance parameters of the notification header specify the base object of the subtree that has been rebuilt and is reliable again.

When (parts of) the alarm list is unreliable the MnS producer may nevertheless send reliable alarm notifications that allow a MnS consumer to maintain an exact copy of the (unreliable) alarm list on the MnS producer. When the MnS consumer receives an alarm list rebuilt notification he knows that his alarm list copy is reliable and no alignment with the alarm list on the MnS consumer is required. To inform the MnS consumer about if unreliable or reliable alarm notifications were sent, or in other words, if an alarm list alignment is required or not required the alarm list alignment required attribute is provided.

To receive the notifications described in this clause, MnS consumers need to have appropriate notification subscriptions in place.

## 6.13 Alarm list states

The alarm list features the operational state and the administrative state attribute.

When an alarm list is unlocked and enabled alarm records shall be added, updated, or removed based on currently prevailing alarm conditions. The alarm list is always representing the current alarm conditions. Alarm notifications are sent.

When an alarm list is locked, the system shall not add, delete, or update alarm records. However, the MnS consumer may acknowledge, clear or comment alarms. Alarm notifications are not sent.

When the alarm list is disabled, its behaviour is undefined, however the administrative state and operational state shall be correctly handled. Alarm records may or may not be added, deleted, or updated based on prevailing alarm conditions. Furthermore, the result of a MnS consumer acknowledging, clearing, or commenting an alarm is not predictable and may or may not fail. Alarm notifications are not sent.

When an alarm list is locked or disabled its alarm records are hence not reliable.

The operational state and administrative state attributes always represent the current state, and attribute value change notifications for these state attributes are always sent, even when the alarm list is locked or disabled.

Note that when moving from a locked or disabled state to an unlocked and enabled state it may take some time until all alarm records are updated, and the alarm list represents the current state of the system. The alarm list may be unreliable even though unlocked and enabled.

The system may advertise that the alarm list is unreliable in its entirety by setting the value of the unreliable alarm scope attribute to the Distinguished Name (DN) of the MnS agent.

## 6.14 Alarm record life cycle

When the system detects a fault, an error or failure caused by a fault, the system creates an internal alarm description based on the alarm record attributes. In a second step the system needs to determine if this internal alarm is a new alarm or just an update of an already existing alarm. It does so by checking if there is already an alarm record with the same values for the four alarm identifying attributes (object instance, alarm type, probable cause, and specific problem) in the alarm list.

- If there is an alarm record with the same values for the alarm identifying attributes, then the corresponding existing alarm record in the alarm list is updated.
- If there is no alarm record with the same values for the alarm identifying attributes, then a new alarm record is added to the alarm list.

If alarm acknowledgement is supported, alarm records for cleared alarms are deleted by the system only when they are acknowledged. In other words, the alarm list contains only alarm records for alarms, whose:

- perceived severity is not cleared, or whose
- perceived severity is cleared, but that are not acknowledged.

If alarm acknowledgement is not supported, alarm records for cleared alarms are deleted immediately by the system.

The alarms represented by the alarm records in the alarm list are also referred to as active alarms.

---

# 7 Model

## 7.1 Imported information entities and local labels

Label reference	Local label
3GPP 28.622 [5], IOC, Top	Top
3GPP 28.622 [5], IOC, ManagedElement	ManagedElement
3GPP 28.622 [5], IOC, SubNetwork	SubNetwork
3GPP 28.622 [5], IOC, NtfSubscriptionControl	NtfSubscriptionControl
3GPP 28.622 [5], IOC, HeartbeatControl	HeartbeatControl

## 7.2 Class diagrams

### 7.2.1 Relationships

This clause depicts the set of classes (e.g. IOCs) implemented by Fault Management. This clause provides the overview of the relationships of relevant classes in UML. Subsequent clauses provide more detailed specification of various aspects of these classes.

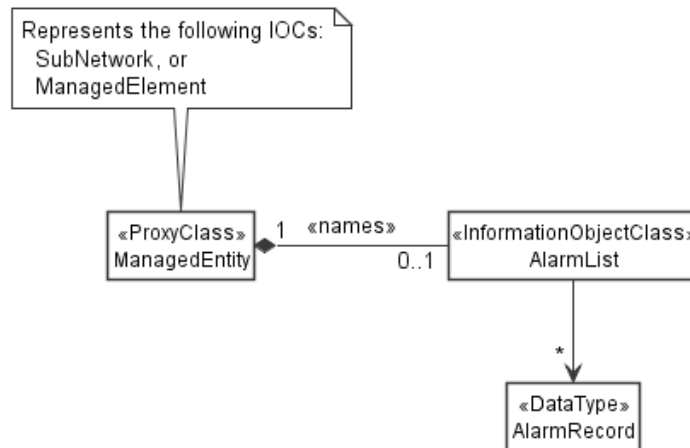


Figure 7.2.1-1: FM control NRM fragment

### 7.2.2 Inheritance

This clause depicts the inheritance relationships.

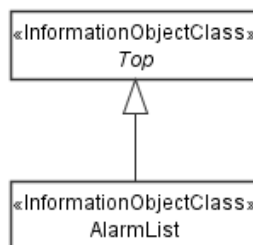


Figure 7.2.2-1: FM control NRM fragment

## 7.3 Class definitions

### 7.3.1 AlarmRecord <<dataType>>

#### 7.3.1.1 Definition

An AlarmRecord contains alarm information of an alarmed object instance. A new record is created in the alarm list when an alarmed object instance generates an alarm and no alarm record exists with the same values for objectInstance, alarmType, probableCause and specificProblem. When a new record is created the MnS producer creates an alarmId, that unambiguously identifies an alarm record in the AlarmList.

Alarm records are maintained only for active alarms. Inactive alarms are automatically deleted by the MnS producer from the AlarmList. Active alarms are alarms whose

- a) perceivedSeverity is not "CLEARED", or whose

- b) perceivedSeverity is "CLEARED" and its ackState is not "ACKNOWLEDGED" and alarm acknowledgement by the consumer is supported.

### 7.3.1.2 Attributes

Attribute name	S	isReadable	isWritable	isInvariant	isNotifiable
alarmId	M	T	F	T	F
objectInstance	M	T	F	T	F
notificationId	M	T	F	F	F
alarmRaisedTime	M	T	F	T	F
alarmChangedTime	O	T	F	F	F
alarmClearedTime	M	T	F	F	F
alarmType	M	T	F	T	F
probableCause	M	T	F	T	F
specificProblem	O	T	F	T	F
perceivedSeverity	M	T	T (note)	F	F
backedUpStatus	O	T	F	F	F
backUpObject	O	T	F	F	F
trendIndication	O	T	F	F	F
thresholdInfo	O	T	F	F	F
stateChangeDefinition	O	T	F	F	F
monitoredAttributes	O	T	F	F	F
proposedRepairActions	O	T	F	F	F
additionalText	O	T	F	F	F
additionalInformation	O	T	F	F	F
rootCauseIndicator	CO	T	F	F	F
correlatedNotifications	CO	T	F	F	F
comments	O	T	T	F	F
ackTime	CM	T	F	F	F
ackUserId	CM	T	T	F	F
ackSystemId	CO	T	T	F	F
ackState	CM	T	T	F	F
clearUserId	CM	T	T	F	F
clearSystemId	CM	T	T	F	F
serviceUser	CM	T	F	F	F
serviceProvider	CM	T	F	F	F
securityAlarmDetector	CM	T	F	F	F
clearingType	CM	T	F	T	F

NOTE: This isWritable property is True only if alarm clearing by MnS consumers is supported.

### 7.3.1.3 Attribute constraints

Name	Definition
rootCauseIndicator correlatedNotifications	At least one of these attributes shall be supported if the MnS producer supports alarm correlation.
comments	This attribute shall be supported if the MnS producer supports alarm commenting
ackTime ackUserId ackState ackSystemId	These attributes shall be supported if the MnS producer supports the alarm acknowledgement feature.
clearUserId clearSystemId	These attributes shall be supported for alarm records that represent ADMC alarms.
serviceUser serviceProvider securityAlarmDetector	These attributes shall be supported for alarm records that represent security alarms.
clearingType	This attribute shall be supported in case ADMC alarms may be raised by the system.

### 7.3.1.4 Notifications

See clause 7.5.

## 7.3.2 AlarmList

### 7.3.2.1 Definition

The `AlarmList` represents the capability to store and manage alarm records. It can be name-contained by `SubNetwork` or `ManagedElement`. The management scope of an `AlarmList` is defined by all descendant objects of the base managed object, which is the object name-containing the `AlarmList`, and the base object itself. *AlarmList* MOIs should not be contained by a `ManagedElement` MOI if the `ManagedElement` MOI is contained in a `SubNetwork` that also contains an *AlarmList* MOI: multiple *AlarmList* MOIs with overlapping scopes should be avoided. In case an `AlarmList` is created under a `ManagedElement` that is also contained under a `SubNetwork` which also has an `AlarmList` child MOI, alarms in scope of that `ManagedElement` shall only be handled by the `ManagedElement`'s `AlarmList` and shall not be visible in the `SubNetwork`'s `AlarmList`.

`AlarmList` instance(s) are created by the system or are pre-installed. They can neither be created nor deleted by MnS consumers.

An instance of `SubNetwork` or `ManagedElement` has at most one name-contained instance of `AlarmList`.

When the alarm list is locked or disabled, its attributes (except the `administrativeState/operationalState`) may contain any unreliable data. No alarm notifications are sent by the MnS producer.

As the size of the alarm list is finite, if it becomes full, the producer may remove the oldest list entries in `alarmRecords`. If there are cleared but unacknowledged alarms these shall be removed before any not-cleared alarms are removed.

### 7.3.2.2 Attributes

The `AlarmList` IOC includes attributes inherited from Top IOC and the following attributes:

Attribute Name	S	isReadable	isWritable	isInvariant	isNotifyable
<code>administrativeState</code>	O	T	T	F	T
<code>operationalState</code>	M	T	F	F	T
<code>numOfAlarmRecords</code>	M	T	F	F	F
<code>lastModification</code>	M	T	F	F	F
<code>alarmRecords</code>	M	T	T	F	F
<code>unreliableAlarmScope</code>	O	T	F	F	F

### 7.3.2.3 Attribute constraints

None.

### 7.3.2.4 Notifications

The common notifications defined in clause 7.5 are valid for this IOC, without exceptions or additions.

## 7.3.3 AlarmComment <<dataType>>

### 7.3.3.1 Definition

This data type represents a comment on an alarm.

### 7.3.3.2 Attributes

Attribute Name	S	isReadable	isWritable	isInvariant	isNotifyable
<code>commentTime</code>	M	T	F	T	F
<code>commentUserId</code>	M	T	T	T	F
<code>commentSystemId</code>	O	T	T	T	F
<code>commentText</code>	M	T	T	T	F

### 7.3.3.3 Attribute constraints

None

### 7.3.3.4 Notifications

See clause 7.5.

## 7.3.4 CorrelatedNotification <<dataType>>

### 7.3.4.1 Definition

The `sourceObjectInstance` attribute of `CorrelatedNotification` identifies one `MonitoredEntity`. For the `MonitoredEntity` identified, a set of notification identifiers is also identified. One or more `CorrelatedNotification` instances can be included in an `AlarmRecord`. In this case, the information of the `AlarmRecord` is said to be correlated to information carried in the notifications identified by the `CorrelatedNotification` instances. See further definition of correlated notification in ITU-T Recommendation X.733 [8], clause 8.1.2.9.

The notification identified by the `CorrelatedNotification`, as defined in ITU-T and used here, can carry all types of information and is not restricted to carrying alarm information only. For example, a notification, identified by the `CorrelatedNotification`, can indicate a managed instance attribute value change. In this case, the information of the `AlarmRecord` is said to be correlated to the managed instance attribute value change event.

If a `CorrelatedNotification` references an alarm (e.g., by referencing the `notificationId` of a `notifyNewAlarm` notification), the `alarmRecord` for that alarm may or may not exist in the `AlarmList`. For example, the alarm may have been acknowledged and cleared and therefore, removed from the `AlarmList`.

### 7.3.4.2 Attributes

Attribute Name	S	isReadable	isWritable	isInvariant	isNotifiable
<code>sourceObjectInstance</code>	M	T	F	F	F
<code>notificationIds</code>	M	T	F	F	F

### 7.3.4.3 Attribute constraints

None.

### 7.3.4.4 Notifications

See clause 7.5.

## 7.3.5 ThresholdCrossing <<dataType>>

### 7.3.5.1 Definition

The `ThresholdCrossing` indicates the crossed threshold information regardless of the gauge threshold, which represents an instantaneous value that changes over time, or the counter threshold, which represents monotonically increasing cumulative quantity.

The `observedMeasurement` attribute of `ThresholdCrossing` specifies the name of the monitored measurement that crossed the threshold and that caused the notification (Rec. ITU-T X. 733[8]). The `observedValue` attribute indicates the value of the gauge or counter which crossed the threshold. This may be different from the threshold value if, for example, the gauge may only take on discrete values. Integer values are used for counters and float values for gauges (Rec. ITU-T X. 733 [8]). Note that a "number" type property can contain both integers and floating point numbers.

For the `thresholdLevel` attribute, in the case of a gauge, it specifies a pair of threshold values, the first being the value of the crossed threshold and the second, its corresponding hysteresis; in the case of a counter, it specifies only the threshold value (Rec. ITU-T X. 733[8]).

For the `armTime` attribute, for a gauge threshold, it specifies the time at which the threshold was last re-armed, namely the time after the previous threshold crossing at which the hysteresis value of the threshold was exceeded thus again permitting generation of notifications when the threshold is crossed; for a counter threshold, the later of the time at which the threshold offset was last applied, or the time at which the counter was last initialized (for resettable counters) (Rec. ITU-T X. 733 [8]).

### 7.3.5.2 Attributes

Attribute Name	S	isReadable	isWritable	isInvariant	isNotifiable
<code>observedMeasurement</code>	M	T	F	F	T
<code>observedValue</code>	M	T	F	F	T
<code>thresholdLevel</code>	O	T	F	F	T
<code>armTime</code>	O	T	F	F	T

### 7.3.5.3 Attribute constraints

None.

### 7.3.5.4 Notifications

See clause 7.5.

## 7.3.6 ThresholdLevelInd <<dataType>>

### 7.3.6.1 Definition

The `up` attribute indicates for counter and gauge thresholds that the threshold crossing occurred when going up. The `down` attribute only indicates for gauge thresholds that the threshold crossing occurred when going down, applicable only to gauge thresholds.

### 7.3.6.2 Attributes

Attribute Name	S	isReadable	isWritable	isInvariant	isNotifiable
<code>up</code>	M	T	F	F	T
<code>down</code>	M	T	F	F	T

### 7.3.6.3 Attribute constraints

None.

### 7.3.6.4 Notifications

See clause 7.5.

## 7.3.7 ThresholdHysteresis <<dataType>>

### 7.3.7.1 Definition

The `ThresholdHysteresis` defines the threshold boundaries to control the hysteresis mechanism.

The `high` attribute of `ThresholdHysteresis` identifies the higher value of a threshold with hysteresis, the integer type is used for counter thresholds and the float type for gauge thresholds. The `low` attribute of

ThresholdHysteresis identifies the lower value of a threshold with hysteresis, applicable only to gauge thresholds.

### 7.3.7.2 Attributes

Attribute Name	S	isReadable	isWritable	isInvariant	isNotifyable
high	M	T	F	F	T
low	O	T	F	F	T

### 7.3.7.3 Attribute constraints

None.

### 7.3.7.4 Notifications

See clause 7.5.

## 7.4 Attribute definitions

### 7.4.1 Attribute properties

The following table defines the properties of attributes specified in the present document.

Attribute Name	Documentation and Allowed Values	Properties
objectInstance	Managed object instance identified by its DN.	type: DN multiplicity: 1 isOrdered: N/A isUnique: N/A defaultValue: None isNullable: False
administrativeState	Administrative state of a managed object instance. The administrative state describes the permission to use or prohibition against using the object instance. The administrative state is set by the MnS consumer.  allowedValues: LOCKED, UNLOCKED.	type: ENUM multiplicity: 1 isOrdered: N/A isUnique: N/A defaultValue: LOCKED isNullable: False
operationalState	Operational state of managed object instance. The operational state describes if an object instance is operable ("ENABLED") or inoperable ("DISABLED"). This state is set by the object instance or the MnS producer and is hence READ-ONLY.  allowedValues: ENABLED, DISABLED.	type: ENUM multiplicity: 1 isOrdered: N/A isUnique: N/A defaultValue: DISABLED isNullable: False
alarmRecords	List of alarm records	type: AlarmRecord multiplicity: * isOrdered: False isUnique: True defaultValue: None isNullable: False
numOfAlarmRecords	Number of alarm records in the AlarmList.  allowedValues: Non-negative numbers.	type: integer multiplicity: 1 isOrdered: N/A isUnique: N/A defaultValue: None isNullable: False
lastModification	Time an alarm record was modified the last time.	type: DateTime multiplicity: 1 isOrdered: N/A isUnique: N/A defaultValue: None isNullable: False
unreliableAlarmScope	Identifies, the part(s) of the alarm scope that may not be reliable.  Case of the complete alarm list is unreliable: If this parameter is equal to the instance carried in systemDN, then all AlarmRecord instances in the AlarmList may not be reliable.  Case of one or more unreliable subtrees of the complete alarm list is (are) unreliable: If this parameter is equal to some instance(s) represented by MonitoredEntity, then only AlarmRecord related to this instance(s) and its descendants may not be reliable.	type: DN multiplicity: 0..* isOrdered: False isUnique: True defaultValue: None isNullable: False
alarmId	Identifies an AlarmRecord in the AlarmList. The value is unique within the AlarmList MOI.	type: string multiplicity: 1 isOrdered: N/A isUnique: N/A defaultValue: None isNullable: False
notificationId	The Id of the last notification sent as a consequence of updating the AlarmRecord.	type: integer multiplicity: 1 isOrdered: N/A isUnique: N/A defaultValue: None isNullable: False

Attribute Name	Documentation and Allowed Values	Properties
alarmRaisedTime	Date and time the alarm was raised.	type: DateTime multiplicity: 1 isOrdered: N/A isUnique: N/A defaultValue: None isNullable: False
alarmChangedTime	It indicates the last date and time when the AlarmRecord is changed by the alarmed resource. Changes to AlarmRecord caused by invocations of the management service consumer would not change this date and time.	type: DateTime multiplicity: 0..1 isOrdered: N/A isUnique: N/A defaultValue: None isNullable: False
alarmClearedTime	Date and time the alarm was cleared.	type: DateTime multiplicity: 0..1 isOrdered: N/A isUnique: N/A defaultValue: None isNullable: False

Attribute Name	Documentation and Allowed Values	Properties
alarmType	<p>It indicates the type of alarm.</p> <p><b>Communications Alarm:</b> An alarm of this type is associated with the procedure and/or process required conveying information from one point to another (ITU-T Recommendation X.733 [8]).</p> <p><b>Quality of Service Alarm:</b> An alarm of this type is associated with degradation in the quality of a service (ITU T Recommendation X.733 [8]).</p> <p><b>Processing Error Alarm:</b> An alarm of this type is associated with a software or processing fault (ITU T Recommendation X.733 [8]).</p> <p><b>Equipment Alarm:</b> An alarm of this type is associated with an equipment fault (ITU-T Recommendation X.733 [8]).</p> <p><b>Environmental Alarm:</b> An alarm of this type is associated with a condition related to an enclosure in which the equipment resides (ITU-T Recommendation X.733 [8]).</p> <p>Security related alarm types</p> <p><b>Integrity Violation:</b> An indication that information may have been illegally modified, inserted or deleted.</p> <p><b>Operational Violation:</b> An indication that the provision of the requested service was not possible due to the unavailability, malfunction or incorrect invocation of the service.</p> <p><b>Physical Violation:</b> An indication that a physical resource has been violated in a way that suggests a security attack.</p> <p><b>Security Service or Mechanism Violation:</b> An indication that a security attack has been detected by a security service or mechanism.</p> <p><b>Time Domain Violation:</b> An indication that an event has occurred at an unexpected or prohibited time.</p> <p><b>Other:</b> The type of the alarm does not fit into any of the above types or is not known.</p> <p><b>allowedValues:</b> COMMUNICATIONS_ALARM, QUALITY_OF_SERVICE_ALARM, PROCESSING_ERROR_ALARM, EQUIPMENT_ALARM, ENVIRONMENTAL_ALARM, INTEGRITY_VIOLATION, OPERATIONAL_VIOLATION, PHYSICAL_VIOLATION, SECURITY_SERVICE_OR_MECHANISM_VIOLATION, TIME_DOMAIN_VIOLATION OTHER</p>	<p>type: ENUM multiplicity: 1 isOrdered: N/A isUnique: N/A defaultValue: None isNullable: False</p>
probableCause	<p>It qualifies alarm and provides further information than alarmType. This attribute value shall be single-value and of simple type such as integer or string. See Annex B for a complete listing. The producer should choose the most specific probableCause applicable.</p>	<p>type: string or integer multiplicity: 1 isOrdered: N/A isUnique: N/A defaultValue: None isNullable: False</p>

Attribute Name	Documentation and Allowed Values	Properties
specificProblem	It provides further refinement to the probableCause. This attribute value shall be single-valued and of simple type such as integer or string. See definition in ITU-T Recommendation X.733 [8] clause 8.1.2.2.	type: string or integer multiplicity: 0..1 isOrdered: N/A isUnique: N/A defaultValue: None isNullable: False

Attribute Name	Documentation and Allowed Values	Properties
perceivedSeverity	It indicates the relative level of urgency for operator attention.  allowedValues: CRITICAL, MAJOR, MINOR, WARNING, INDETERMINATE, CLEARED	type: ENUM multiplicity: 1 isOrdered: N/A isUnique: N/A defaultValue: None isNullable: False
backedUpStatus	It indicates if an object (the MonitoredEntity) has a back up. See definition in ITU-T Recommendation X.733 [8] clause 8.1.2.4.	type: boolean multiplicity: 0..1 isOrdered: N/A isUnique: N/A defaultValue: False isNullable: False
backUpObject	Backup object of the alarmed object as defined in ITU-T Rec. X.733 [8]	type: DN multiplicity: 0..1 isOrdered: N/A isUnique: N/A defaultValue: None isNullable: False
trendIndication	It indicates if some observed condition is getting better, worse, or not changing.  AllowedValues: MORE_SEVERE, NO_CHANGE, LESS_SEVERE	type: ENUM multiplicity: 0..1 isOrdered: N/A isUnique: N/A defaultValue: None isNullable: False
thresholdInfo	It indicates the crossed threshold information such as: - The identifier of the monitored attribute whose value has crossed a threshold, - The threshold settings, - The observed value that have crossed a threshold, etc. See definition in ITU-T Recommendation X.733 [8] clause 8.1.2.7. See also for information in 1 32.401 [12] clause 5.6.	type: ThresholdCrossing multiplicity: * isOrdered: False isUnique: True defaultValue: None isNullable: False
observedMeasurement	The name of the monitored measurement that crossed the threshold and that caused the notification (Rec. ITU-T X.733 [8]).	type: string multiplicity: 1 isOrdered: N/A isUnique: N/A defaultValue: None isNullable: False
observedValue	The value of the gauge or counter which crossed the threshold. This may be different from the threshold value if, for example, the gauge may only take on discrete values. Integer values are used for counters and float values for gauges (Rec. ITU-T X.733 [8]). Note that a "number" type property can contain both integers and floating point numbers.	type: number multiplicity: 1 isOrdered: N/A isUnique: N/A defaultValue: None isNullable: False
thresholdLevel	In the case of a gauge the threshold level specifies a pair of threshold values, the first being the value of the crossed threshold and the second, its corresponding hysteresis; in the case of a counter the threshold level specifies only the threshold value (Rec. ITU-T X.733 [8]).	type: ThresholdLevelInd multiplicity: 0..1 isOrdered: N/A isUnique: N/A defaultValue: None isNullable: False
up	Indicates for counter and gauge thresholds that the threshold crossing occurred when going up.	type: ThresholdHysteresis multiplicity: 0..1 isOrdered: N/A isUnique: True defaultValue: None isNullable: False
down	Indicates for gauge thresholds that the threshold crossing occurred when going down, applicable only to gauge thresholds.	type: ThresholdHysteresis multiplicity: 0..1 isOrdered: N/A isUnique: N/A defaultValue: None isNullable: False

Attribute Name	Documentation and Allowed Values	Properties
high	Higher value of a threshold with hysteresis, the integer type is used for counter thresholds and the float type for gauge thresholds.	type: integer or Float multiplicity: 1 isOrdered: N/A isUnique: N/A defaultValue: None isNullable: False
low	Lower value of a threshold with hysteresis, applicable only to gauge thresholds.	type: Float multiplicity: 0..1 isOrdered: N/A isUnique: N/A defaultValue: None isNullable: False
armTime	For a gauge threshold, the time at which the threshold was last re-armed, namely the time after the previous threshold crossing at which the hysteresis value of the threshold was exceeded thus again permitting generation of notifications when the threshold is crossed. For a counter threshold, the later of the time at which the threshold offset was last applied, or the time at which the counter was last initialized (for resettable counters) (Rec. ITU-T X. 733 [8])	type: DateTime multiplicity: 0..1 isOrdered: N/A isUnique: N/A defaultValue: None isNullable: False
stateChangeDefinition	It indicates attribute value changes associated with the alarm for state attributes of the monitored entity (state transitions). The change is reported with the name of the state attribute, the new value and an optional old value. See definition in ITU-T Recommendation X.733 [8] clause 8.1.2.11.  The content of the attribute is a list of attributeNames and attributeValues. AttributeValues may be complex types. Beside the new value it may contain the old value as well.	type: AttributeValueChange multiplicity: 0..* isOrdered: N/A isUnique: N/A defaultValue: None isNullable: False
monitoredAttributes	It indicates attributes of the monitored entity and their values at the time the alarm occurred that are of interest for the alarm record. How these attributes are chosen is outside of the scope of the present document. See definition in ITU-T Recommendation X.733 [8] clause 8.1.2.11.  The content of the attribute is a list of attributeName-attributeValue pairs. AttributeValues may be complex types.	type: NameValuePair multiplicity: * isOrdered: False isUnique: True defaultValue: None isNullable: False
proposedRepairActions	Used if the cause is known and the system being managed can suggest one or more solutions to fix the problem causing the alarm as defined in ITU-T Recommendation X. 733 [8]	type: string multiplicity: 0..1 isOrdered: N/A isUnique: N/A defaultValue: None isNullable: False
additionalText	Allows a free form text description to be reported as defined in ITU-T Recommendation X. 733 [8].	type: string multiplicity: 0..1 isOrdered: N/A isUnique: N/A defaultValue: None isNullable: False
additionalInformation	This attribute when present allows the inclusion of a set of vendor specific alarm information in the alarm.  A specific condition for this optional population is when an alarm presented by the Management System (e.g. via the user interface) has different values of perceived severity, and / or alarm type, compared with the values presented to the Itf-N.  Any other uses of additional information on the alarm and its semantics are outside the scope of the present document  The content of the attribute is a list of attributeNames and string attributeValues.	type: NameValuePair multiplicity: * isOrdered: False isUnique: True defaultValue: None isNullable: False

Attribute Name	Documentation and Allowed Values	Properties
rootCauseIndicator	It indicates that this AlarmRecord is the root cause of the events captured by the notifications whose identifiers are in the related CorrelatedNotification instances.	type: boolean multiplicity: 0..1 isOrdered: N/A isUnique: N/A defaultValue: None isNullable: False
ackTime	It identifies the time when the alarm has been acknowledged or unacknowledged the last time, i.e. it registers the time when ackState changes.	type: DateTime multiplicity: 0..1 isOrdered: N/A isUnique: N/A defaultValue: None isNullable: False
ackUserId	It identifies the last user who has changed the acknowledgement state.	type: string multiplicity: 0..1 isOrdered: N/A isUnique: N/A defaultValue: None isNullable: False
ackSystemId	It identifies the system that last changed the ackState of an alarm, i.e. acknowledged or unacknowledged the alarm.	type: string multiplicity: 0..1 isOrdered: N/A isUnique: N/A defaultValue: None isNullable: False
ackState	It identifies the acknowledgement state of an alarm.  AllowedValues: ACKNOWLEDGED, UNACKNOWLEDGED	type: ENUM multiplicity: 1 isOrdered: N/A isUnique: N/A defaultValue: None isNullable: False
clearUserId	It carries the identity of the user who invokes the clearAlarms operation.	type: string multiplicity: 0..1 isOrdered: N/A isUnique: N/A defaultValue: None isNullable: False
clearSystemId	Identifier of a system clearing an alarm	type: string multiplicity: 0..1 isOrdered: N/A isUnique: N/A defaultValue: None isNullable: False
serviceUser	It identifies the service-user whose request for service provided by the serviceProvider led to the generation of the security alarm.	type: string multiplicity: 0..1 isOrdered: N/A isUnique: N/A defaultValue: None isNullable: False
serviceProvider	It identifies the service-provider whose service is requested by the serviceUser and the service request provokes the generation of the security alarm.	type: string multiplicity: 0..1 isOrdered: N/A isUnique: N/A defaultValue: None isNullable: False
securityAlarmDetector	It carries the identity of the detector of the security alarm.	type: string multiplicity: 0..1 isOrdered: N/A isUnique: N/A defaultValue: None isNullable: False
clearingType	Indicates whether the alarm needs to be cleared manually by the MnS consumer (ADMC) or the producer will clear it automatically (ADAC).  AllowedValues: MANUAL, AUTOMATIC	type: ENUM multiplicity: 1 isOrdered: N/A isUnique: N/A defaultValue: AUTOMATIC isNullable: False

Attribute Name	Documentation and Allowed Values	Properties
comments	List of comments and data about the comments.	type: AlarmComment multiplicity: * isOrdered: False isUnique: True defaultValue: None isNullable: False
correlatedNotifications	List of correlated notifications.	type: CorrelatedNotification multiplicity: * isOrdered: False isUnique: True defaultValue: None isNullable: False
commentTime	Date and Time the comment was created.	type: DateTime multiplicity: 1 isOrdered: N/A isUnique: N/A defaultValue: None isNullable: False
commentUserId	It carries the identification of the user who made the comment.	type: string multiplicity: 1 isOrdered: N/A isUnique: N/A defaultValue: None isNullable: False
commentSystemId	It carries the identification of the system (Management System) from which the comment is made. That system supports the user that made the comment.	type: string multiplicity: 1 isOrdered: N/A isUnique: N/A defaultValue: None isNullable: False
commentText	It carries the textual comment.	type: string multiplicity: 1 isOrdered: N/A isUnique: N/A defaultValue: None isNullable: False
CorrelatedNotification.sourceObjectInstance	It identifies one MonitoredEntity. It is unique within a multivalued attribute based on the CorrelatedNotification data type.	type: DN multiplicity: 1 isOrdered: N/A isUnique: N/A defaultValue: None isNullable: False
CorrelatedNotification.notificationIds	A list of correlated notificationIds.	type: integer multiplicity: 1..* isOrdered: False isUnique: True defaultValue: None isNullable: False
NOTES: none.		

## 7.4.2 Constraints

None.

## 7.5 Common notifications

### 7.5.1 Alarm notifications

This clause presents a list of notifications, defined in clause 8, that a MnS consumer can receive. The notification header attribute `objectClass/objectInstance` captures the DN of an instance of an IOC defined in the present document.

Name	Notes
notifyNewAlarm	
notifyClearedAlarm	
notifyAlarmListRebuilt	
notifyChangedAlarmGeneral	
notifyCorrelatedNotificationChanged	
notifyAckStateChanged	
notifyComments	
notifyPotentialFaultyAlarmList	

## 7.5.2 Configuration notifications

This clause presents a list of notifications, defined in [2], that a MnS consumer can receive. The notification header attribute `objectClass/objectInstance`, captures the DN of an instance of an IOC defined in the present document.

Name	Notes
notifyMOICreation	
notifyMOIDeletion	
notifyMOIAttributeValueChanges	
notifyMOIChanges	

---

# 8 Notifications

## 8.1 Overview

This clause specifies the alarm notifications used to report modifications of the alarm list and alarm records. To receive these notifications MnS consumers need to have appropriate subscriptions in place. TS 28.622 [5], clause 4.3.22 describes how to manage notification subscriptions.

## 8.2 notifyNewAlarm

### 8.2.1 Definition

This notification is generated by the MnS producer when a new alarm is raised and an *AlarmRecord* is added to the *AlarmList*. The notification parameters depend on the *alarmType* and are different for non-security and security alarms.

### 8.2.2 Input parameters

If the *alarmType* is "Communications Alarm", "Processing Error Alarm", "Environmental Alarm", "Quality Of Service Alarm" or "Equipment Alarm" the alarm is considered to be non-security related. If the *alarmType* is "Integrity Violation", "Operational Violation", "Physical Violation", "Security Service or Mechanism Violation" or "Time Domain Violation" the alarm is considered to be security related.

Table 8.2.2-1: Input parameters for notifyNewAlarm

Parameter Name	S	Matching Information/ Information Type / Legal Values	Description
objectClass	M	See TS 28.532 [2] clause 11.0.2	
objectInstance	M	alarmRecord.objectInstance DN of the MonitoredEntity that is the source of the alarm	
notificationId	M	See TS 28.532 [2] clause 11.0.2	
notificationType	M	"notifyNewAlarm"	
eventTime	M	alarmRecord.alarmRaisedTime	
systemDN	M	See TS 28.532 [2] clause 11.0.2	
sequenceNo	CM	See TS 28.532 [2] clause 11.0.2	
subscriptionId	CM	See TS 28.532 [2] clause 11.0.2	
alarmId	M	alarmRecord.alarmId	
alarmType	M	alarmRecord.alarmType	
probableCause	M	alarmRecord.probableCause	
perceivedSeverity	M	alarmRecord.perceivedSeverity	
specificProblem	O	alarmRecord.specificProblem	
backedUpStatus	CO	alarmRecord.backedUpStatus	Used only in non-security notifications.
backUpObject	CO	alarmRecord.backUpObject	Used only in non-security notifications.
trendIndication	CO	alarmRecord.trendIndication	Used only in non-security notifications.
thresholdInfo	CO	alarmRecord.thresholdInfo	Used only in non-security notifications.
correlatedNotifications	O	alarmRecord.correlatedNotifications	
stateChangeDefinition	CO	alarmRecord.stateChangeDefinition	Used only in non-security notifications.
monitoredAttributes	CO	alarmRecord.monitoredAttributes	Used only in non-security notifications.
proposedRepairActions	CO	alarmRecord.proposedRepairActions	Used only in non-security notifications.
additionalText	O	alarmRecord.additionalText	
additionalInformation	O	alarmRecord.additionalInformation	
rootCauseIndicator	O	alarmRecord.rootCauseIndicator	
serviceUser	CM	alarmRecord.securityServiceUser	Used only in security notifications. This may contain no information if the identify of the service-user (requesting the service) is not known.
serviceProvider	CM	alarmRecord.securityServiceProvider	Used only in security notifications. This shall always identify the service-provider receiving a service request, from serviceUser, that provokes the security alarm.
securityAlarmDetector	CM	alarmRecord.securityAlarmDetector	Used only in security notifications. This may contain no information if the detector of the security alarm is the serviceProvider.
clearingType	CM	alarmRecord.clearingType	This parameter shall be supported in case ADMC alarms may be raised by the system.

## 8.3 notifyClearedAlarm

### 8.3.1 Definition

This notification is generated by the MnS producer when the `perceivedSeverity` of an existing `AlarmRecord` changes to "CLEARED"; the `AlarmRecord` may be removed when sending the notification.

## 8.3.2 Input parameters

Table 8.3.2-1: Input parameters for notifyClearedAlarm

Parameter Name	S	Matching Information/ Information Type / Legal Values	Comment
objectClass	M	See TS 28.532 [2] clause 11.0.2	
objectInstance	M	alarmRecord.objectInstance DN of the MonitoredEntity that is the source of the alarm	
notificationId	M	See TS 28.532 [2] clause 11.0.2	
notificationType	M	"notifyClearedAlarm"	
eventTime	M	alarmRecord.alarmClearedTime	
systemDN	M	See TS 28.532 [2] clause 11.0.2	
sequenceNo	CM	See TS 28.532 [2] clause 11.0.2	
subscriptionId	CM	See TS 28.532 [2] clause 11.0.2	
alarmId	M	alarmRecord.alarmId	
alarmType	M	alarmRecord.alarmType	
probableCause	M	alarmRecord.probableCause	
specificProblem	O	alarmRecord.specificProblem	
perceivedSeverity	M	alarmRecord.perceivedSeverity	Value shall be "CLEARED"
correlatedNotifications	O	alarmRecord.correlatedNotifications	
clearUserId	O	alarmRecord.clearUserId	This parameter shall be present if the alarmRecord.clearUserId has a value.
clearSystemId	O	alarmRecord.clearSystemId	This parameter shall be present if alarmRecord.clearSystemId has a value.

## 8.4 notifyChangedAlarmGeneral

### 8.4.1 Definition

This notification is generated by the MnS producer when one or more of the following attributes of an AlarmRecord instance in the AlarmList changes its value: perceivedSeverity (except to the value "CLEARED"), backedUpStatus, backUpObject, trendIndication, thresholdInfo, stateChangeDefinition, monitoredAttributes, proposedRepairActions, additionalText, additionalInformation, serviceUser, serviceProvider or securityAlarmDetector. From the attributes listed above, only those that changed value shall be included in the notification. In case a change happens immediately before perceivedSeverity is set to cleared, this notification shall notify other changes before the notifyClearedAlarm notification is sent.

The notification parameters depend on the alarmType and are different for non-security and security alarms. If the alarmType is "Communications Alarm", "Processing Error Alarm", "Environmental Alarm", "Quality Of Service Alarm" or "Equipment Alarm" the alarm is considered to be non-security related. If the alarmType is "Integrity Violation", "Operational Violation", "Physical Violation", "Security Service or Mechanism Violation" or "Time Domain Violation" the alarm is considered to be security related.

## 8.4.2 Input parameters

Table 8.4.2-1: Input parameters for notifyChangedAlarmGeneral

Parameter Name	S	Matching Information/ Information Type / Legal Values	Comment
objectClass	M	See TS 28.532 [2] clause 11.0.2	
objectInstance	M	alarmRecord.objectInstance DN of the MonitoredEntity that is the source of the alarm	
notificationId	M	See TS 28.532 [2] clause 11.0.2	
notificationType	M	"notifyChangedAlarmGeneral"	
eventTime	M	alarmRecord.alarmChangedTime	
systemDN	M	See TS 28.532 [2] clause 11.0.2	
sequenceNo	CM	See TS 28.532 [2] clause 11.0.2	
subscriptionId	CM	See TS 28.532 [2] clause 11.0.2	
alarmId	M	alarmRecord.alarmId	
alarmType	M	alarmRecord.alarmType	
probableCause	M	alarmRecord.probableCause	
specificProblem	O	alarmRecord.specificProblem	
perceivedSeverity	M	alarmRecord.perceivedSeverity	Value shall not be "CLEARED"
backedUpStatus	CO	alarmRecord.backedUpStatus	Used only in non-security notifications.
backUpObject	CO	alarmRecord.backUpObject	Used only in non-security notifications.
trendIndication	CO	alarmRecord.trendIndication	Used only in non-security notifications.
thresholdInfo	CO	alarmRecord.thresholdInfo	Used only in non-security notifications.
correlatedNotifications	O	alarmRecord.correlatedNotifications	
stateChangeDefinition	CO	alarmRecord.stateChange	Used only in non-security notifications.
monitoredAttributes	CO	alarmRecord.monitoredAttributes	Used only in non-security notifications.
proposedRepairActions	CO	alarmRecord.proposedRepairActions	Used only in non-security notifications.
additionalText	O	alarmRecord.additionalText	
additionalInformation	O	alarmRecord.additionalInformation	
rootCauseIndicator	O	alarmRecord.rootCauseIndicator	
serviceUser	CM	alarmRecord.securityServiceUser	Available if security alarms are supported. Used only in security notifications. This may contain no information if the identify of the service-user (requesting the service) is not known.
serviceProvider	CM	alarmRecord.securityServiceProvider	Available if security alarms are supported. Used only in security notifications. This shall always identify the service-provider receiving a service request, from serviceUser, that provokes the security alarm.
securityAlarmDetector	CM	alarmRecord.securityAlarmDetector	Available if security alarms are supported. Used only in security notifications. This may contain no information if the detector of the security alarm is the serviceProvider.
changedAlarmAttributes	O	LIST OF SEQUENCE <AttributeName, OldAttributeValue>	The changed alarm attributes (name/value pairs) (with old values).

## 8.5 notifyAlarmListRebuilt

### 8.5.1 Definition

This notification is generated by the MnS producer when the AlarmList has been completely or partially rebuilt.

If the notification notifyPotentialFaultyAlarmList is supported, the notifyAlarmListRebuilt notification shall also be supported.

If the notification notifyPotentialFaultyAlarmList is sent by a producer it shall also send the notifyAlarmListRebuilt notification when the (potentially) faulty situation ends (if the notification subscription includes the latter notification). The AlarmList.unreliableAlarmScope attribute shall also be updated to represent the new state of the AlarmList.

## 8.5.2 Input parameters

**Table 8.5.2-1: Input parameters for notifyAlarmListRebuilt**

Parameter Name	S	Matching Information/ Information Type / Legal Values	Comment
objectClass	M	See TS 28.532 [2] clause 11.0.2	
objectInstance	M	DN	Identifies the part of the alarm scope that has been rebuilt.  If this parameter is equal to the instance carried in systemDN, then all AlarmRecord instances in the AlarmList may have been rebuilt.  If this parameter is equal to some other instance, then only alarmRecords related to this instance and its descendants may have been rebuilt.
notificationId	M	See TS 28.532 [2] clause 11.0.2	
notificationType	M	"notifyAlarmListRebuilt"	
eventTime	M	DateTime	The time when the alarm list rebuilt process was completed.
systemDN	M	See TS 28.532 [2] clause 11.0.2	
sequenceNo	CM	See TS 28.532 [2] clause 11.0.2	
subscriptionId	CM	See TS 28.532 [2] clause 11.0.2	
reason	M	String "System-NE communication error", "System restarts", "indeterminate". Other values can be added.	The reason why the system has rebuilt the AlarmList. This may carry different reasons than that carried by the immediate previous notifyPotentialFaultyAlarmList.
alarmListAlignmentRequirement	O	"alignmentRequired", "alignmentNotRequired".	Indicates whether the AlarmList consumer should re-read the AlarmList. This is needed if the producer has failed to send some notifications needed for the consumer to follow the content and changes in the AlarmList.

## 8.6 notifyChangedAlarm

### 8.6.1 Definition

The notification was removed. Its functionality is replaced by notifyChangedAlarmGeneral.

### 8.6.2 Void

## 8.7 notifyCorrelatedNotificationChanged

### 8.7.1 Definition

This notification is generated by the MnS producer when the set of correlatedNotifications is created, updated or deleted.

## 8.7.2 Input parameters

**Table 8.7.2-1: Input parameters for notifyCorrelatedNotificationChanged**

Parameter Name	S	Matching Information/ Information Type / Legal Values	Comment
objectClass	M	See TS 28.532 [2] clause 11.0.2	
objectInstance	M	alarmRecord.objectInstance DN of the MonitoredEntity that is the source of the alarm	
notificationId	M	See TS 28.532 [2] clause 11.0.2	
notificationType	M	"notifyCorrelatedNotificationChanged"	
eventTime	M	alarmRecord.alarmChangedTime It carries the time when the CorrelatedNotification is created, updated or deleted.	
systemDN	M	See TS 28.532 [2] clause 11.0.2	
sequenceNo	CM	See TS 28.532 [2] clause 11.0.2	
subscriptionId	CM	See TS 28.532 [2] clause 11.0.2	
alarmId	M	alarmRecord.alarmId	
alarmType	M	alarmRecord.alarmType	
probableCause	M	alarmRecord.probableCause	
specificProblem	O	alarmRecord.specificProblem	
correlatedNotifications	M	alarmRecord.correlatedNotifications	
rootCauseIndicator	O	alarmRecord.rootCauseIndicator	

## 8.8 notifyAckStateChanged

### 8.8.1 Definition

This notification is generated by the MnS producer when the acknowledgement state of an alarm changes from "UNACKNOWLEDGED" to "ACKNOWLEDGED" or back from "ACKNOWLEDGED" to "UNACKNOWLEDGED".

### 8.8.2 Input parameters

**Table 8.8.2-1: Input parameters for notifyAckStateChanged**

Parameter Name	S	Matching Information/ Information Type / Legal Values	Comment
objectClass	M	See TS 28.532 [2] clause 11.0.2	
objectInstance	M	alarmRecord.objectInstance DN of the MonitoredEntity that is the source of the alarm	
notificationId	M	See TS 28.532 [2] clause 11.0.2	
notificationType	M	"notifyAckStateChanged"	
eventTime	M	alarmRecord.ackTime	
systemDN	M	See TS 28.532 [2] clause 11.0.2	
sequenceNo	CM	See TS 28.532 [2] clause 11.0.2	
subscriptionId	CM	See TS 28.532 [2] clause 11.0.2	
alarmId	M	alarmRecord.alarmId	
alarmType	M	alarmRecord.alarmType	
probableCause	M	alarmRecord.probableCause	
specificProblem	O	alarmRecord.specificProblem	
perceivedSeverity	M	alarmRecord.perceivedSeverity	
ackState	M	alarmRecord.ackState	
ackUserId	M	alarmRecord.ackUserId	This parameter shall be present if the alarmRecord.ackUserId has a value.
ackSystemId	O	alarmRecord.ackSystemId	This parameter shall be present if the alarmRecord.ackSystemId has a value.

## 8.9 notifyComments

### 8.9.1 Definition

This notification is generated by the MnS producer when a Comment instance is updated in an AlarmRecord instance in the AlarmList.

### 8.9.2 Input parameters

**Table 8.9.2-1: Input parameters for notifyComments**

Parameter Name	S	Matching Information/ Information Type / Legal Values	Comment
objectClass	M	See TS 28.532 [2] clause 11.0.2	
objectInstance	M	alarmRecord.objectInstance DN of the MonitoredEntity that is the source of the alarm	
notificationId	M	See TS 28.532 [2] clause 11.0.2	
notificationType	M	"notifyComments"	
eventTime	M	alarmRecord.alarmChangedTime	The time the comment was updated
systemDN	M	See TS 28.532 [2] clause 11.0.2	
sequenceNo	CM	See TS 28.532 [2] clause 11.0.2	
subscriptionId	CM	See TS 28.532 [2] clause 11.0.2	
alarmId	M	alarmRecord.alarmId	
alarmType	M	alarmRecord.alarmType	
probableCause	M	alarmRecord.probableCause	
specificProblem	O	alarmRecord.specificProblem	
perceivedSeverity	M	alarmRecord.perceivedSeverity	
comments	M	The Comment instances related to this AlarmRecord. Type: AlarmComment	

## 8.10 notifyPotentialFaultyAlarmList

### 8.10.1 Definition

This notification is generated by the MnS producer when the MnS producer loses confidence in the integrity of its alarm list. Upon detection of a faulty or potentially faulty AlarmList condition the producer

- should send the notifyPotentialFaultyAlarmList notification
- shall update the AlarmList.unreliableAlarmScope attribute to represent the new state of the AlarmList.

The MnS producer may then rebuild the faulty alarm list. When the alarm List is rebuilt or confidence in the existing alarm list is re-established the MnS producer shall generate a notifyAlarmListRebuilt notification.

The parameters objectClass and objectInstance are used to specify if the complete alarm list is unreliable or only parts thereof.

## 8.10.2 Input parameters

**Table 8.10.2-1: Input parameters for notifyPotentialFaultyAlarmList**

Parameter Name	S	Matching Information/ Information Type / Legal Values	Comment
objectClass	M	See TS 28.532 [2] clause 11.0.2	
objectInstance	M	It identifies the instance identified by systemDN or an instance of MonitoredEntity.	Identifies, together with the objectClass parameter, the part of the alarm scope that may be unreliable.  If this parameter is equal to the instance carried in systemDN, then all AlarmRecord instances in the AlarmList may be unreliable.  If this parameter is equal to some other instance, then only AlarmRecords related to this instance and its descendants may be unreliable.
notificationId	M	See TS 28.532 [2] clause 11.0.2	
notificationType	M	"notifyPotentialFaultyAlarmList"	
eventTime	M	DateTime	Time when the MnS producer lost confidence in the integrity of the alarm list
systemDN	M	See TS 28.532 [2] clause 11.0.2	
sequenceNo	CM	See TS 28.532 [2] clause 11.0.2	
subscriptionId	CM	See TS 28.532 [2] clause 11.0.2	
reason	M	"serviceprovider-NE communication error", "serviceprovider restarts", "indeterminate". Other values can be added.	Reason why the MnS producer has to rebuild its AlarmList.

## Annex A (normative): Solution sets

### A.1 RESTful HTTP-based solution set

#### A.1.1 Mapping of the NRM

The mapping of object classes and attributes follows the general rules defined in TS 32.160 [15], clause 6.

#### A.1.2 Mapping of notifications

Principles:

- Only information not documented in the OpenAPI files is included in this clause.
- The following items are documented in the OpenAPI files: HTTP-Method, parameter name and type.
- The name of the parameter is the same in the stage 2 information model (clauses 8 and 9) and in the stage 3 OpenAPI definition. Exceptions, if any, are listed below.

**Table A.1.2-1: Mapping of IS notification input parameters to SS equivalents (HTTP POST)**

IS parameter name	SS parameter location	SS parameter name	SS parameter type
objectClass	request body	href	Uri (see [10])
objectInstance			

#### A.1.3 OpenAPI definitions

OpenAPI definitions for the NRM are specified in Forge, refer to clause 4.3 of TS 28.623 [16] for the Forge location. An example of Forge location is: "https://forge.3gpp.org/rep/sa5/MnS/-/tree/Tag\_Rel18\_SA104/".

Directory: OpenAPI

Files:

TS28111\_FaultNrm.yaml

TS28111\_FaultNotifications.yaml

#### A.1.4 Examples

##### Sending alarm notifications

This example shows how a "notifyNewAlarm" notification is sent.

```
POST /3gpp-management/alarm-notification-sink HTTP/1.1
Host: example.org
Content-Type: application/json

{
  "href": "https://example.org/SubNetwork=SN1/ManagedElement=ME1",
  "notificationId": 123456789,
  "notificationType": "notifyNewAlarm",
  "eventTime": "2024-08-21T16:39:57-08:00",
  "systemDN": "DC=example.org,SubNetwork=SN1,MnsAgent=MA1",
  "alarmId": "alarm-id-1",
  "alarmType": "EQUIPMENT_ALARM",
  "probableCause": "Indeterminate",
  "perceivedSeverity": "CRITICAL"
}
```

## Retrieving alarms

This example shows how to retrieve an alarm based on its "alarmId".

```
GET /SubNetwork=SN1/AlarmList=AL1?\
  fields=/attributes/alarmRecords/alarmId1 HTTP/1.1
```

Multiple alarms can be retrieved with the following request.

```
GET /SubNetwork=SN1/AlarmList=AL1?\
  fields=/attributes/alarmRecords/(alarmId1 | alarmId2) HTTP/1.1
```

The next example shows how all alarms with a perceived severity of major or critical can be retrieved.

```
GET /SubNetwork=SN1/AlarmList=AL1?\
  filter=/AlarmList[id="AL1"]/attributes/alarmRecords\
  /*[perceivedSeverity="MAJOR" or perceivedSeverity="CRITICAL"] HTTP/1.1
```

To retrieve all alarms for a specific managed object instance identified by "DN1" the MnS consumer may send the following request.

```
GET /SubNetwork=SN1/AlarmList=AL1?\
  filter=/AlarmList[id="AL1"]/attributes/alarmRecords\
  /*[objectInstance="DN1"] HTTP/1.1
```

A MnS consumer wants to retrieve often all alarms from one Managed Element. A Managed Element is modelled in the management system by an object tree whose base object is a "ManagedElement" instance. In the example below this instance is identified by the DN "example.com/SubNetwork=SN1/ManagedElement=ME1". The Jex expression in the query parameter "selection" evaluates to true for all DN's, that contain (start) with this DN, i.e. for all objects in the object subtree of interest.

```
GET /SubNetwork=SN1/AlarmList=AL1?\
  filter=/AlarmList[id="AL1"]/attributes/alarmRecords\
  /*[contains(objectInstance,"example.com/SubNetwork=SN1/ManagedElement=ME1")]
```

## Acknowledging alarms

To acknowledge an alarm a MnS consumer has multiple alternatives. With JSON Patch the request may look as follows.

```
PATCH /SubNetwork=SN1/AlarmList=AL1 HTTP/1.1
Host: example.org
Content-Type: application/json-patch+json

[
  {
    "op": "add",
    "path": "/attributes/alarmRecords/alarmId1/ackUserId",
    "value": "userId1"
  },
  {
    "op": "add",
    "path": "/attributes/alarmRecords/alarmId1/ackSystemId",
    "value": "systemId1"
  },
  {
    "op": "replace",
    "path": "/attributes/alarmRecords/alarmId1/ackState",
    "value": "ACKNOWLEDGED"
  }
]
```

3GPP JSON Patch allows for a more compact request.

```
PATCH /SubNetwork=SN1/AlarmList=AL1 HTTP/1.1
Host: example.org
Content-Type: application/vnd.3gpp.json-patch+json

[
  {
    "op": "merge",
```

```

    "path": "#/attributes/alarmRecords/alarmId1",
    "value": {
      "ackUserId": "userId1",
      "ackSystemId": "systemId1",
      "ackState": "ACKNOWLEDGED"
    }
  }
]

```

Also JSON Merge Patch is quite compact.

```

PATCH /SubNetwork=SN1/AlarmList=AL1 HTTP/1.1
Host: example.org
Content-Type: application/merge-patch+json

{
  "id": "AL1",
  "attributes": {
    "alarmRecords": {
      "alarmId1": {
        "ackUserId": "userId1",
        "ackSystemId": "systemId1",
        "ackState": "ACKNOWLEDGED"
      }
    }
  }
}

```

### Commenting alarms

In this example a comment is added to an alarm identified with its "alarmId".

```

PATCH /SubNetwork=SN1/AlarmList=AL1 HTTP/1.1
Host: example.org
Content-Type: application/json-patch+json

[
  {
    "op": "add",
    "path": "/attributes/alarmRecords/alarmId1/comments/-",
    "value": {
      "commentUserId": "userId1",
      "commentSystemId": "systemId1",
      "commentText": "Here is the comment text"
    }
  }
]

```

The MnS producer adds the "commentTime" attribute to the alarm record. The response may be as follows.

```

HTTP/1.1 200 OK
Date: Tue, 06 Aug 2019 16:50:26 GMT
Content-Type: application/json

{
  "commentTime": "2019-08-06T16:50:26Z",
  "commentUserId": "id",
  "commentSystemId": "id",
  "commentText": "Here is the comment text"
}

```

## A.2 RESTful HTTP-based solution set for integration with ONAP VES API

### A.2.1 General

Mapping of Classes, attributes and notifications is identical to those described in clause A.1.

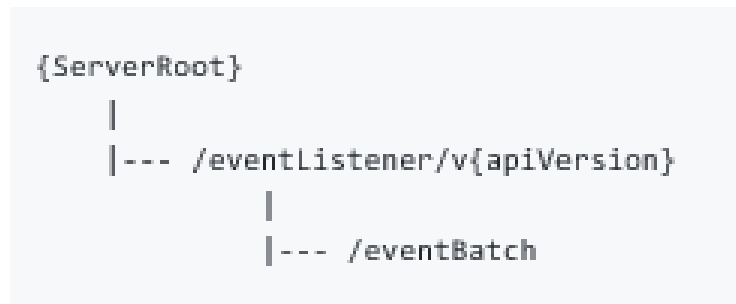
## A.2.2 Mapping of notifications

### A.2.2.1 General

The URI of the notification target on the MnS consumer is defined by the notificationRecipientAddress in the NtfSubscriptionControl IOC (See 4.3.22.2 in TS 28.622 [5]). The resource URI is extended with /eventListener.

### A.2.2.2 Resources

Figure A.2.2.2 -1 shows the resource structure of the fault supervision data report MnS in the context of its integration with VES Event Listener 7.1.1 [9].



**Figure A.2.2.2-1: Resource URI structure of the fault management data report MnS for integration with ONAP VES Event Listener 7.1.1 (Resource structure section) [9]**

See also Resource structure section in [9].

## A.2.3 Integration with ONAP VES

Detailed guidelines for integration of performance assurance MnS notifications with ONAP VES are provided in Annex B of TS 28.532 [2].

## A.3 NETCONF/YANG solution set

### A.3.1 General

The YANG-Netconf solution set uses the same notifications as OpenAPI, see clause A.1.2.

### A.3.2 YANG definitions

YANG definitions for NRM are specified in Forge, refer to clause 4.4 of TS 28.623 [16] for the Forge location.

Directory: yang-models

Files:

\_3gpp-common-fm.yang

---

## Annex B (informative): Probable Causes

This annex lists probable causes.

Sources of these probable causes are ITU-T Recommendation M.3100 [7], ITU-T Recommendation X.733 [8], and ITU-T Recommendation X.736 [13]. In addition, probable causes for wireless systems are listed in ETSI TS 101 251 V6.3.0 (1999-07) [3].

The listed probable cause strings (or alternatively integers) should be used. If none of them represents the real probable cause appropriately, probable cause strings (or alternatively integers) not listed below may be used as well.

### **Table B.1: Probable Causes from ITU-T Recommendation M.3100 [7]**

<b>M.3100 Probable cause (string)</b>	<b>(integer)</b>	<b>alarmType</b>
Indeterminate	0	Other
Alarm Indication Signal (AIS)	1	Communications
Call Setup Failure	2	Communications
Degraded Signal	3	Communications
Far End Receiver Failure (FERF)	4	Communications
Framing Error	5	Communications
Loss Of Frame (LOF)	6	Communications
Loss Of Pointer (LOP)	7	Communications
Loss Of Signal (LOS)	8	Communications
Payload Type Mismatch	9	Communications
Reserved	10	
Remote Alarm Interface	11	Communications
Excessive Bit Error Rate (EBER)	12	Communications
Path Trace Mismatch	13	Communications
Unavailable	14	Communications
Signal Label Mismatch	15	Communications
Loss Of Multi Frame	16	Communications
Communications Receive Failure	17	Communications
Communications Transmit Failure	18	Communications
Modulation Failure	19	Communications
Demodulation Failure	20	Communications
Reserved	21-26	
Reserved for M.3100 potential future extensions.	27-50	
Back Plane Failure	51	Equipment
Data Set Problem	52	Equipment
Equipment Identifier Duplication	53	Equipment
External IF Device Problem	54	Equipment
Line Card Problem	55	Equipment
Multiplexer Problem	56	Equipment
NE Identifier Duplication	57	Equipment
Power Problem	58	Equipment
Processor Problem	59	Equipment
Protection Path Failure	60	Equipment
Receiver Failure	61	Equipment
Replaceable Unit Missing	62	Equipment
Replaceable Unit Type Mismatch	63	Equipment
Synchronization Source Mismatch	64	Equipment
Terminal Problem	65	Equipment
Timing Problem	66	Equipment
Transmitter Failure	67	Equipment
Trunk Card Problem	68	Equipment
Replaceable Unit Problem	69	Equipment
Real Time Clock Failure	70	Equipment
Reserved	71-80	
Protection Mechanism Failure	81	Equipment
Protecting Resource Failure	82	Equipment
Reserved for M.3100 potential future extensions.	83-100	
Air Compressor Failure	101	Environmental
Air Conditioning Failure	102	Environmental
Air Dryer Failure	103	Environmental
Battery Discharging	104	Environmental
Battery Failure	105	Environmental
Commercial Power Failure	106	Environmental
Cooling Fan Failure	107	Environmental
Engine Failure	108	Environmental
Fire Detector Failure	109	Environmental
Fuse Failure	110	Environmental
Generator Failure	111	Environmental
Low Battery Threshold	112	Environmental
Pump Failure	113	Environmental
Rectifier Failure	114	Environmental
Rectifier High Voltage	115	Environmental
Rectifier Low F Voltage	116	Environmental
Ventilation System Failure	117	Environmental

<b>M.3100 Probable cause (string)</b>	<b>(integer)</b>	<b>alarmType</b>
Enclosure Door Open	118	Environmental
Explosive Gas	119	Environmental
Fire	120	Environmental
Flood	121	Environmental
High Humidity	122	Environmental
High Temperature	123	Environmental
High Wind	124	Environmental
Ice Build Up	125	Environmental
Intrusion Detection	126	Environmental
Low Fuel	127	Environmental
Low Humidity	128	Environmental
Low Cable Pressure	129	Environmental
Low Temperature	130	Environmental
Low Water	131	Environmental
Smoke	132	Environmental
Toxic Gas	133	Environmental
Reserved for M.3100 potential future extensions.	134-150	
Storage Capacity Problem	151	Processing Error
Memory Mismatch	152	Processing Error
Corrupt Data	153	Processing Error
Out Of CPU Cycles	154	Processing Error
Software Environment Problem	155	Processing Error
Software Download Failure	156	Processing Error
Loss of Real Time	157	Processing Error
Reinitialized	158	Processing Error
Reserved	159-167	
Reserved for M.3100 potential future extensions.	168-200	
Reserved	201-202	
Excessive Error Rate	203	Quality of service
Reserved	204-207	
Reserved for M.3100 potential future extensions.	208-300	

**Table B.2: Probable Causes from ITU-T Recommendation X.733 [8]**

<b>X.733 Probable Cause (string)</b>	<b>(integer)</b>	<b>alarmType</b>
Adapter Error	301	Equipment
Application Subsystem Failure	302	Processing error
Bandwidth Reduction	303	Security Service or Mechanism Violation
Reserved	304	
Communication Protocol Error	305	Communications
Communication Subsystem Failure	306	Communications
Configuration or Customizing Error	307	Processing error
Congestion	308	Quality of service
Reserved	309	
CPU Cycles Limit Exceeded	310	Processing error
Data Set or Modem Error	311	Equipment
Reserved	312	
DTE-DCE Interface Error	313	Communications
Reserved	314	
Equipment Malfunction	315	Communications
Excessive Vibration	316	Integrity Violation
File Error	317	Environmental
Reserved	318-320	
Heating or Ventilation or Cooling System Problem	321	Environmental
Humidity Unacceptable	322	Environmental
Input/Output Device Error	323	Equipment
Input Device Error	324	Environmental
LAN Error	325	Processing error
Leak Detection	326	Environmental
Local Node Transmission Error	327	Communications
Reserved	328-329	

X.733 Probable Cause (string)	(integer)	alarmType
Material Supply Exhausted	330	Environmental
Reserved	331	
Out of Memory	332	Processing error
Output Device Error	333	Equipment
Performance Degraded	334	Quality of service
Reserved	335	
Pressure Unacceptable	336	Operational Violation
Reserved	337-338	
Queue Size Exceeded	339	Quality of service
Receive Failure	340	Equipment
Reserved	341	
Remote Node Transmission Error	342	Communications
Resource at or Nearing Capacity	343	Quality of service
Response Time Excessive	344	Quality of service
Re-transmission Rate Excessive	345	Quality of service
Software Error	346	Processing error
Software Program Abnormally Terminated	347	Processing error
Software Program Error	348	Processing error
Reserved	349	
Temperature Unacceptable	350	Environmental
Threshold Crossed	351	Quality of service
Reserved	352	
Toxic Leak Detected	353	Environmental
Transmit Failure	354	Equipment
Reserved	355	
Underlying Resource Unavailable	356	Processing error
Version Mismatch	357	Processing error
Reserved for potential future X.721/X.733 extensions	358-500	

**Table B.3: Probable Causes for Wireless Systems from ETSI TS 101 251 V6.3.0 (1999-07) [3]**

Wireless Systems (string)	(integer)	alarmType
A-bis to BTS interface failure	501	Equipment
A-bis to TRX interface failure	502	Equipment
Antenna problem	503	Equipment
Battery breakdown	504	Equipment
Battery charging fault	505	Equipment
Clock synchronization problem	506	Equipment
Combiner problem	507	Equipment
Disk problem	508	Equipment
Reserved	509	
Excessive receiver temperature	510	Equipment
Excessive transmitter output power	511	Equipment
Excessive transmitter temperature	512	Equipment
Frequency hopping degraded	513	Equipment
Frequency hopping failure	514	Equipment
Frequency redefinition failed	515	Equipment
Line interface failure	516	Equipment
Link failure	517	Equipment
Loss of synchronization	518	Equipment
Lost redundancy	519	Equipment
Mains breakdown with battery back-up	520	Equipment
Mains breakdown without battery back-up	521	Equipment
Power supply failure	522	Equipment
Receiver antenna fault	523	Equipment
Reserved	524	
Receiver multicoupler failure	525	Equipment
Reduced transmitter output power	526	Equipment
Signal quality evaluation fault	527	Equipment
Timeslot hardware failure	528	Equipment
Transceiver problem	529	Equipment
Transcoder problem	530	Equipment
Transcoder or rate adapter problem	531	Equipment

<b>Wireless Systems (string)</b>	<b>(integer)</b>	<b>alarmType</b>
Transmitter antenna failure	532	Equipment
Transmitter antenna not adjusted	533	Equipment
Reserved	534	
Transmitter low voltage or current	535	Equipment
Transmitter off frequency	536	Equipment
Database inconsistency	537	Processing error
File system call unsuccessful	538	Processing error
Input parameter out of range	539	Processing error
Invalid parameter	540	Processing error
Invalid pointer	541	Processing error
Message not expected	542	Processing error
Message not initialized	543	Processing error
Message out of sequence	544	Processing error
System call unsuccessful	545	Processing error
Timeout expired	546	Processing error
Variable out of range	547	Processing error
Watch dog timer expired	548	Processing error
Cooling system failure	549	Environmental
External equipment failure	550	Environmental
External power supply failure	551	Environmental
External transmission device failure	552	Environmental
Reserved	553-560	
Reduced alarm reporting	561	Quality of service
Reduced event reporting	562	Quality of service
Reduced logging capability	563	Quality of service
System resources overload	564	Quality of service
Broadcast channel failure	565	Communications
Connection establishment error	566	Communications
Invalid message received	567	Communications
Invalid MSU received	568	Communications
LAPD link protocol failure	569	Communications
Local alarm indication	570	Communications
Remote alarm indication	571	Communications
Routing failure	572	Communications
SS7 protocol failure	573	Communications
Transmission error	574	Communications
Reserved	575	
Reserved for potential future ETSI extensions	576-700	

**Table B.4: Probable Causes for Security Alarm from X.736 [13]**

<b>Wireless Systems (string)</b>	<b>(integer)</b>	<b>alarmType</b>
Authentication Failure	701	security service or mechanism violation
Breach of Confidentiality	702	security service or mechanism violation
Cable Tamper	703	physical violation
Delayed Information	704	time domain violation
Denial of Service	705	operational violation
Duplicate Information	706	integrity violation
Information Missing	707	integrity violation
Information Modification Detected	708	integrity violation
Information Out of Sequence	709	integrity violation
Intrusion Detected	710	physical violation
Key Expired	711	time domain violation
Non Repudiation Failure	712	security service or mechanism violation
Out of Hours Activity	713	time domain violation
Out of Service	714	operational violation
Procedural Error	715	operational violation
Unauthorised Access Attempt	716	security service or mechanism violation
Unexpected Information	717	integrity violation
Unspecified Reason	718	security service or mechanism violation
Reserved for X.736 potential future extensions.	719-800	

## Annex C (informative): Change history

Change history							
Date	Meeting	TDoc	CR	Rev	Cat	Subject/Comment	New version
2023-08	SA5#150	S5-235867	-	-	-	Initial skeleton	0.0.0
2023-08	SA5#150	S5-235093	-	-	-	Rel-18 pCR 28.111 FM service first draft	0.1.0
2023-08	SA5#150	S5-235106	-	-	-	Rel-18 pCR 28.111 FM service, definition updates	0.1.0
2023-10	SA5#151	S5-237046	-	-	-	Remove requirements on virtual resources Stage 3 Code to be specified in Forge.	0.2.0
2023-11	SA5#152	S5-238142				Rel-18 pCR 28.111 FM full updates	0.3.0
2023-12	SA#102	SP-231526				Presented for information	1.0.0
2024-01	SA5#153	S5-240973				Rel-18 pCR 28.111 FM full updates	1.1.0
2024-03	SA#103	SP-240259				Presented for approval	2.0.0
2024-03	SA#103					Upgrade to change control version	18.0.0
2024-06	SA#104	SP-240820	0002	-	F	Rel-18 CR TS 28.111 add missing resources-FaultNrm in TS28111_FaultNrm.yaml	18.1.0
2024-06	SA#104	SP-240808	0003	-	F	Rel-18 CR 28.111 NotifyNewSecAlarm yaml update	18.1.0
2024-06	SA#104	SP-240808	0004	1	D	Rel-18 CR 28.111 Editorial updates	18.1.0
2024-06	SA#104	SP-240808	0006	-	F	Rel-18 CR 28.111 Update Forge reference to point to 28.623	18.1.0
2024-06	SA#104	SP-240820	0007	1	F	Rel-18 CR TS 28.111 Add the reference for MnS agent and update the alarm notification	18.1.0
2024-06	SA#104	SP-240820	0008	1	F	Rel-18 CR TS 28.111 Correct notificationIdSet attribute and add unreliableAlarmScope in stage 3	18.1.0
2024-09	SA#105	SP-241173	0011	-	F	Rel-18 CR 28.111 FM Corrections	18.2.0
2024-09	SA#105	SP-241179	0012	1	F	Rel-18 CR 28.111 Add missing example for sending an alarm	18.2.0
2024-12	SA#106	SP-241650	0010	5	F	Rel-18 CR 28.111 Add numerical values for probable cause	18.3.0
2024-12	SA#106	SP-241650	0015	-	F	Rel-18 CR 28.111 Add missing definition of Alarming Condition	18.3.0
2024-12	SA#106	SP-241639	0014	1	C	Rel-19 CR TS 28.111 Implement readonly attributes for openAPI SS	19.0.0
2025-01	SA#106					Adding the YANG files as attachments	19.0.1
2025-03	SA#107	SP-250160	0017	1	B	Rel-19 CR 28.111 Add missing input parameters	19.1.0
2025-03	SA#107	SP-250160	0018	1	B	Rel-19 CR 28.111 Update notifications with common header	19.1.0
2025-03	SA#107	SP-250150	0020	2	A	Rel-19 CR 28.111 Error correction on notifications	19.1.0
2025-03	SA#107	SP-250149	0022	2	F	Rel-19 CR 28.111 YANG stage-3 corrections	19.1.0
2025-06	SA#108	SP-250558	0026	1	F	Rel-19 CR 28.111 YANG stage-3 corrections	19.2.0
2025-06	SA#108	SP-250531	0030	1	A	Rel-19 CR 28.111 How to use notifyPotentialFaultyAlarmList	19.2.0
2025-06	SA#108	SP-250553	0036		F	Rel-19 CR TS 28.111 Update references and abbreviations	19.2.0
2025-06	SA#108	SP-250553	0037		D	Rel-19 CR TS 28.111 Update scope	19.2.0
2025-06	SA#108	SP-250531	0039		A	Rel-19 CR TS 28.111 Clarify notifyChangedAlarmGeneral	19.2.0
2025-06	SA#108	SP-250531	0041	1	A	Rel-19 CR TS 28.111 Add missing ThresholdInfo dataType and related definition	19.2.0
2025-06	SA#108	SP-250531	0043	1	A	Rel-19 CR 28.111 Clarify alarmType	19.2.0
2025-06	SA#108	SP-250557	0045		A	Rel-19 CR TS 28.111 Correction on Alarm Definition	19.2.0
2025-06	SA#108	SP-250531	0047	1	A	Rel-19 CR TS 28.111 Stage 3 YAML for ThresholdCrossing dataType	19.2.0
2025-06	SA#108	SP-250558	0048	1	F	Rel-19 CR TS 28.111 Correction on reliability of alarm lists	19.2.0
2025-09	SA#109	SP-251080	0051	1	F	Rel-19 CR 28.111 Clarify FM behavior	19.3.0
2025-09	SA#109	SP-251080	0052		C	Rel-19 CR 28.111 Remove notifyChangedAlarm	19.3.0
2025-09	SA#109	SP-251101	0054	2	A	Rel-19 CR 28.111 Probable Cause codes	19.3.0
2025-12	SA#110	SP-251380	0057	-	A	Rel-19 CR TS 28.111 YANG corrections	19.4.0
2025-12	SA#110	SP-251387	0058	1	F	Rel-19 CR 28.111 Change ClearingType Attribute	19.4.0

---

## History

<b>Version</b>	<b>Date</b>	<b>Status</b>
V19.3.0	November 2025	Publication
V19.4.0	February 2026	Publication