

ETSI TS 128 622 V15.10.0 (2024-07)



**Universal Mobile Telecommunications System (UMTS);
LTE;
5G;
Telecommunication management;
Generic Network Resource Model (NRM)
Integration Reference Point (IRP);
Information Service (IS)
(3GPP TS 28.622 version 15.10.0 Release 15)**



Reference

RTS/TSGS-0528622vfa0

Keywords

5G,LTE,UMTS

ETSI

650 Route des Lucioles
F-06921 Sophia Antipolis Cedex - FRANCE

Tel.: +33 4 92 94 42 00 Fax: +33 4 93 65 47 16

Siret N° 348 623 562 00017 - APE 7112B
Association à but non lucratif enregistrée à la
Sous-Préfecture de Grasse (06) N° w061004871

Important notice

The present document can be downloaded from the
ETSI [Search & Browse Standards application](#).

The present document may be made available in electronic versions and/or in print. The content of any electronic and/or print versions of the present document shall not be modified without the prior written authorization of ETSI. In case of any existing or perceived difference in contents between such versions and/or in print, the prevailing version of an ETSI deliverable is the one made publicly available in PDF format on [ETSI deliver](#).

Users should be aware that the present document may be revised or have its status changed,
this information is available in the [Milestones listing](#).

If you find errors in the present document, please send your comments to
the relevant service listed under [Committee Support Staff](#).

If you find a security vulnerability in the present document, please report it through our
[Coordinated Vulnerability Disclosure \(CVD\)](#) program.

Notice of disclaimer & limitation of liability

The information provided in the present deliverable is directed solely to professionals who have the appropriate degree of experience to understand and interpret its content in accordance with generally accepted engineering or other professional standard and applicable regulations.

No recommendation as to products and services or vendors is made or should be implied.

No representation or warranty is made that this deliverable is technically accurate or sufficient or conforms to any law and/or governmental rule and/or regulation and further, no representation or warranty is made of merchantability or fitness for any particular purpose or against infringement of intellectual property rights.

In no event shall ETSI be held liable for loss of profits or any other incidental or consequential damages.

Any software contained in this deliverable is provided "AS IS" with no warranties, express or implied, including but not limited to, the warranties of merchantability, fitness for a particular purpose and non-infringement of intellectual property rights and ETSI shall not be held liable in any event for any damages whatsoever (including, without limitation, damages for loss of profits, business interruption, loss of information, or any other pecuniary loss) arising out of or related to the use of or inability to use the software.

Copyright Notification

No part may be reproduced or utilized in any form or by any means, electronic or mechanical, including photocopying and microfilm except as authorized by written permission of ETSI.

The content of the PDF version shall not be modified without the written authorization of ETSI.

The copyright and the foregoing restriction extend to reproduction in all media.

© ETSI 2024.
All rights reserved.

Intellectual Property Rights

Essential patents

IPRs essential or potentially essential to normative deliverables may have been declared to ETSI. The declarations pertaining to these essential IPRs, if any, are publicly available for **ETSI members and non-members**, and can be found in ETSI SR 000 314: "*Intellectual Property Rights (IPRs); Essential, or potentially Essential, IPRs notified to ETSI in respect of ETSI standards*", which is available from the ETSI Secretariat. Latest updates are available on the ETSI Web server (<https://ipr.etsi.org/>).

Pursuant to the ETSI Directives including the ETSI IPR Policy, no investigation regarding the essentiality of IPRs, including IPR searches, has been carried out by ETSI. No guarantee can be given as to the existence of other IPRs not referenced in ETSI SR 000 314 (or the updates on the ETSI Web server) which are, or may be, or may become, essential to the present document.

Trademarks

The present document may include trademarks and/or tradenames which are asserted and/or registered by their owners. ETSI claims no ownership of these except for any which are indicated as being the property of ETSI, and conveys no right to use or reproduce any trademark and/or tradename. Mention of those trademarks in the present document does not constitute an endorsement by ETSI of products, services or organizations associated with those trademarks.

DECT™, **PLUGTESTS™**, **UMTS™** and the ETSI logo are trademarks of ETSI registered for the benefit of its Members. **3GPP™** and **LTE™** are trademarks of ETSI registered for the benefit of its Members and of the 3GPP Organizational Partners. **oneM2M™** logo is a trademark of ETSI registered for the benefit of its Members and of the oneM2M Partners. **GSM®** and the GSM logo are trademarks registered and owned by the GSM Association.

Legal Notice

This Technical Specification (TS) has been produced by ETSI 3rd Generation Partnership Project (3GPP).

The present document may refer to technical specifications or reports using their 3GPP identities. These shall be interpreted as being references to the corresponding ETSI deliverables.

The cross reference between 3GPP and ETSI identities can be found under <https://webapp.etsi.org/key/queryform.asp>.

Modal verbs terminology

In the present document "**shall**", "**shall not**", "**should**", "**should not**", "**may**", "**need not**", "**will**", "**will not**", "**can**" and "**cannot**" are to be interpreted as described in clause 3.2 of the [ETSI Drafting Rules](#) (Verbal forms for the expression of provisions).

"**must**" and "**must not**" are **NOT** allowed in ETSI deliverables except when used in direct citation.

Contents

Intellectual Property Rights	2
Legal Notice	2
Modal verbs terminology.....	2
Foreword.....	5
Introduction	5
1 Scope	6
2 References	6
3 Definitions and abbreviations.....	7
3.1 Definitions	7
3.2 Abbreviations	8
4 Model	9
4.1 Imported information entities and local labels	9
4.2 Class diagrams.....	9
4.2.1 Relationships.....	9
4.2.2 Inheritance	11
4.3 Class definitions	12
4.3.1 Any	12
4.3.1.1 Definition	12
4.3.1.2 Attributes.....	12
4.3.1.3 Attribute constraints	12
4.3.1.4 Notifications.....	12
4.3.2 Void	12
4.3.3 ManagedElement	12
4.3.3.1 Definition	12
4.3.3.2 Attributes.....	12
4.3.3.3 Attribute constraints	13
4.3.3.4 Notifications.....	13
4.3.4 <i>ManagedFunction</i>	13
4.3.4.1 Definition	13
4.3.4.2 Attributes.....	13
4.3.4.3 Attribute constraints	13
4.3.4.4 Notifications.....	14
4.3.5 ManagementNode	14
4.3.5.1 Definition	14
4.3.5.2 Attributes.....	14
4.3.5.3 Attribute constraints	14
4.3.5.4 Notifications.....	14
4.3.6 MeContext.....	14
4.3.6.1 Definition	14
4.3.6.2 Attributes.....	15
4.3.6.3 Attribute constraints	15
4.3.6.4 Notifications.....	15
4.3.7 SubNetwork	15
4.3.7.1 Definition	15
4.3.7.2 Attributes.....	15
4.3.7.3 Attribute constraints	16
4.3.7.4 Notifications.....	16
4.3.8 <i>Top</i>	16
4.3.8.1 Definition	16
4.3.8.2 Attributes.....	16
4.3.8.3 Attribute constraints	16
4.3.8.4 Notifications.....	16

4.3.9	VsDataContainer	16
4.3.9.1	Definition	16
4.3.9.2	Attributes.....	16
4.3.9.3	Attribute constraints	17
4.3.9.4	Notifications.....	17
4.3.10	Link.....	17
4.3.10.1	Definition	17
4.3.10.2	Attributes.....	17
4.3.10.3	Attribute constraints	17
4.3.10.4	Notifications.....	17
4.3.11	EP_RP	18
4.3.11.1	Definition	18
4.3.11.2	Attributes.....	18
4.3.11.3	Attribute constraints	18
4.3.11.4	Notifications.....	18
4.3.12	MeasurementControl	18
4.3.12.1	Definition	18
4.3.12.2	Attributes.....	18
4.3.12.3	Attribute constraints	19
4.3.12.4	Notifications.....	19
4.3.13	MeasurementReader.....	19
4.3.13.1	Definition	19
4.3.13.2	Attributes.....	19
4.3.13.3	Attribute constraints	20
4.3.13.4	Notifications.....	20
4.3.14	Measurements <<dataType>>	20
4.3.14.1	Definition	20
4.3.14.2	Attributes.....	20
4.3.14.3	Attribute constraints	20
4.3.14.4	Notifications.....	20
4.3.15	ManagedEntity <<ProxyClass>>.....	20
4.3.15.1	Definition	20
4.3.15.2	Attributes.....	20
4.3.15.3	Attribute constraints	21
4.3.15.4	Notifications.....	21
4.4	Attribute definitions	22
4.4.1	Attribute properties	22
4.4.2	Constraints	31
4.5	Common notifications	31
4.5.1	Alarm notifications	31
4.5.2	Configuration notifications	31
Annex A (informative):	Alternate class diagram.....	32
Annex B (informative):	Change history	33
History		34

Foreword

This Technical Specification has been produced by the 3rd Generation Partnership Project (3GPP).

The contents of the present document are subject to continuing work within the TSG and may change following formal TSG approval. Should the TSG modify the contents of the present document, it will be re-released by the TSG with an identifying change of release date and an increase in version number as follows:

Version x.y.z

where:

- x the first digit:
 - 1 presented to TSG for information;
 - 2 presented to TSG for approval;
 - 3 or greater indicates TSG approved document under change control.
- y the second digit is incremented for all changes of substance, i.e. technical enhancements, corrections, updates, etc.
- z the third digit is incremented when editorial only changes have been incorporated in the document.

Introduction

The present document is part of a TS-family covering the 3rd Generation Partnership Project; Technical Specification Group Services and System Aspects; Telecommunication management; as identified below:

28.621 Generic Network Resource Model (NRM) Integration Reference Point (IRP); Requirements;

28.622 Generic Network Resource Model (NRM) Integration Reference Point (IRP); Information Service (IS);

28.623 Generic Network Resource Model (NRM) Integration Reference Point (IRP); Solution Set (SS) definitions.

The interface Itf-N, defined in 3GPP TS 32.102 [2], is built up by a number of Integration Reference Points (IRPs) and a related Name Convention, which realise the functional capabilities over this interface. The basic structure of the IRPs is defined in 3GPP TS 32.150 [4].

The present document is part of a set that has been developed for converged management solutions.

The present document is part of a set that is used for management and orchestration of 5G networks and network slicing.

1 Scope

The present document specifies the Generic network resource information that can be communicated between an MnS producer and MnS consumer for telecommunication network management purposes, including management of converged networks and networks that include virtualized network functions.

This document specifies the semantics of information object class attributes and relations visible across the reference point in a protocol and technology neutral way. It does not define their syntax and encoding.

This document supports the Federated Network Information Model (FNIM) concept described in [8] in that the relevant Information Object Class (IOC)s defined in this specification are directly or indirectly inherited from those specified in the Umbrella Information Model (UIM) of [9].

Note that the present document is applicable to deployment scenarios using the Service Based Management Architecture (SBMA) as defined in TS 28.533 [32]. For deployment scenarios using the IRP framework as defined in TS 32.102 [2] the latest Rel-14 version of TS 28.622 is applicable.

2 References

The following documents contain provisions which, through reference in this text, constitute provisions of the present document.

- References are either specific (identified by date of publication, edition number, version number, etc.) or non-specific.
- For a specific reference, subsequent revisions do not apply.
- For a non-specific reference, the latest version applies. In the case of a reference to a 3GPP document (including a GSM document), a non-specific reference implicitly refers to the latest version of that document *in the same Release as the present document*.

- [1] 3GPP TS 32.101: "Telecommunication management; Principles and high level requirements".
- [2] 3GPP TS 32.102: "Telecommunication management; Architecture".
- [3] 3GPP TS 32.302: "Telecommunication management; Configuration Management (CM); Notification Integration Reference Point (IRP): Information Service (IS)".
- [4] 3GPP TS 32.150: "Telecommunication management; Integration Reference Point (IRP) Concept and Definitions".
- [5] 3GPP TS 23.003: "Technical Specification Group Core Network and Terminals; Numbering, addressing and identification"
- [6] 3GPP TS 32.532: " Telecommunication management; Software Management Integration Reference Point (IRP); Information Service (IS) "
- [7] ITU-T Recommendation X.710 (1991): "Common Management Information Service Definition for CCITT Applications".
- [8] TS 32.107: "Telecommunication management; Fixed Mobile Convergence (FMC) Federated Network Information Model (FNIM)"
- [9] TS 28.620: "Telecommunication management; Fixed Mobile Convergence (FMC) Federated Network Information Model (FNIM) Umbrella Information Model (UIM)"
- [10] TS 32.156: "Telecommunication management; Fixed Mobile Convergence (FMC) Model Repertoire"
- [11] 3GPP TS 32.111-2: "Telecommunication management; Fault Management; Part 2: Alarm Integration Reference Point (IRP): Information Service (IS)".

- [12] 3GPP TS 32.662: "Telecommunication management; Configuration Management (CM); Kernel CM Information Service (IS)".
- [13] 3GPP TS 32.300: "Telecommunication management; Configuration Management (CM); Name convention for Managed Objects".
- [14] 3GPP TS 32.600: "Telecommunication management; Configuration Management (CM); Concept and high-level requirements".
- [15] ETSI GS NFV 003 V1.1.1: "Network Functions Virtualisation (NFV); Terminology for Main Concepts in NFV".
- [16] ETSI GS NFV-IFA 008 v2.1.1: "Network Functions Virtualisation (NFV); Management and Orchestration; Ve-Vnfm reference point - Interface and Information Model Specification".
- [17] ETSI GS NFV-IFA 015 v2.1.2: "Network Functions Virtualisation (NFV); Management and Orchestration; Report on NFV Information Model".
- [18] ETSI ES 202 336-12 V1.1.1: "Environmental Engineering (EE); Monitoring and control interface for infrastructure equipment (power, cooling and building environment systems used in telecommunication networks); Part 12: ICT equipment power, energy and environmental parameters monitoring information model".
- [19] ITU-T Recommendation X.731: "Information technology - Open Systems Interconnection - Systems Management: State management function".
- [20] 3GPP TS 28.552: "Management and orchestration; 5G performance measurements".
- [21] 3GPP TS 28.625: "State Management Data Definition Integration Reference Point (IRP); Information Service (IS) ".
- [22] 3GPP TR 21.905: "Vocabulary for 3GPP Specifications".

3 Definitions and abbreviations

3.1 Definitions

For the purposes of the present document, the abbreviations given in 3GPP TR 21.905 [22], 3GPP TS 32.101 [1], 3GPP TS 32.102 [2], 3GPP TS 32.150 [4] and 3GPP TS 32.600 [14] and the following apply. An abbreviation defined in the present document takes precedence over the definition of the same abbreviation, if any, in 3GPP TR 21.905 [22], 3GPP TS 32.101 [1], 3GPP TS 32.102 [2], 3GPP TS 32.150 [4] and 3GPP TS 32.600 [14].

Association: In general it is used to model relationships between Managed Objects. Associations can be implemented in several ways, such as:

- 1) name bindings,
- 2) reference attributes, and
- 3) association objects.

This IRP stipulates that name containment associations shall be expressed through name bindings, but it does not stipulate the implementation for other types of associations as a general rule. These are specified as separate entities in the object models (UML diagrams). Currently however, all (non-containment) associations are modelled by means of reference attributes of the participating MOs.

Information Object Class (IOC): An IOC represents the management aspect of a network resource. It describes the information that can be passed/used in management interfaces. Their representations are technology agnostic software objects. IOC has attributes that represents the various properties of the class of objects. See the term "attribute" defined in [10]. Furthermore, IOC can support operations providing network management services invocable on demand for that

class of objects. An IOC may support notifications that report event occurrences relevant for that class of objects. It is modelled using the stereotype "Class" in the UML meta-model. See TS 32.156 [10] for additional information on IOC.

Managed Object (MO): A MO is an instance of a Managed Object Class (MOC) representing the management aspects of a network resource. Its representation is a technology specific software object. It is sometimes called MO instance (MOI). The MOC is a class of such technology specific software objects. An MOC is the same as an IOC except that the former is defined in technology specific terms and the latter is defined in technology agnostic terms. MOCs are used/defined in SS level specifications. IOCs are used/defined in IS level specifications.

Management Information Base (MIB): A MIB is an instance of an NRM and has some values on the defined attributes and associations specific for that instance. In the context of the present document, an MIB consists of:

- 1) a Name space (describing the MO containment hierarchy in the MIB through Distinguished Names),
- 2) a number of Managed Objects with their attributes and
- 3) a number of Associations between these MOs. Also note that TMN (ITU-T Recommendation X.710 [7]) defines a concept of a Management Information Tree (also known as a Naming Tree) that corresponds to the name space (containment hierarchy) portion of this MIB definition. Figure 3.1 depicts the relationships between a Name space and a number of participating MOs (the shown association is of a non-containment type)

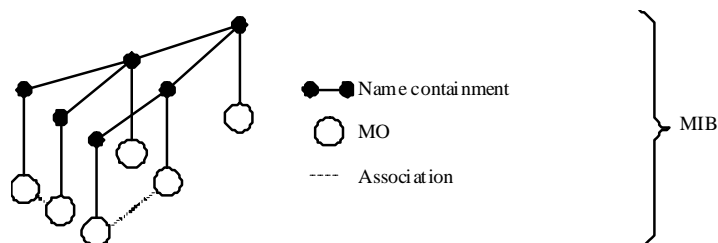


Figure 3.1: Relationships between a Name space and a number of participating MOs

Name space: A name space is a collection of names. The IRP name convention (see 3GPP TS 32.300 [13]) restricts the name space to a hierarchical containment structure, including its simplest form - the one-level, flat name space. All Managed Objects in a MIB are included in the corresponding name space and the MIB/name space shall only support a strict hierarchical containment structure (with one root object). A Managed Object that contains another is said to be the superior (parent); the contained Managed Object is referred to as the subordinate (child). The parent of all MOs in a single name space is called a Local Root. The ultimate parent of all MOs of all managed systems is called the Global Root.

Network resource: discrete entity represented by an Information Object Class (IOC) for the purpose of network and service management.

NOTE: A network resource could represent intelligence, information, hardware and software of a telecommunication network.

Network Resource Model (NRM): A collection of IOCs, inclusive of their associations, attributes and operations, representing a set of network resources under management.

3.2 Abbreviations

For the purposes of the present document, the abbreviations given in 3GPP TR 21.905 [22] and the following apply. An abbreviation defined in the present document takes precedence over the definition of the same abbreviation, if any, in 3GPP TR 21.905 [22].

DN	Distinguished Name (see 3GPP TS 32.300 [13])
IOC	Information Object Class
MO	Managed Object
MOC	Managed Object Class

MOI	Managed Object Instance
NFVI RDN	Network Functions Virtualisation Infrastructure (NFVI): Defined in ETSI GS NFV 003 [15]. Relative Distinguished Name (see 3GPP TS 32.300 [13])
SS VNF	Solution Set Virtualised Network Function

4 Model

4.1 Imported information entities and local labels

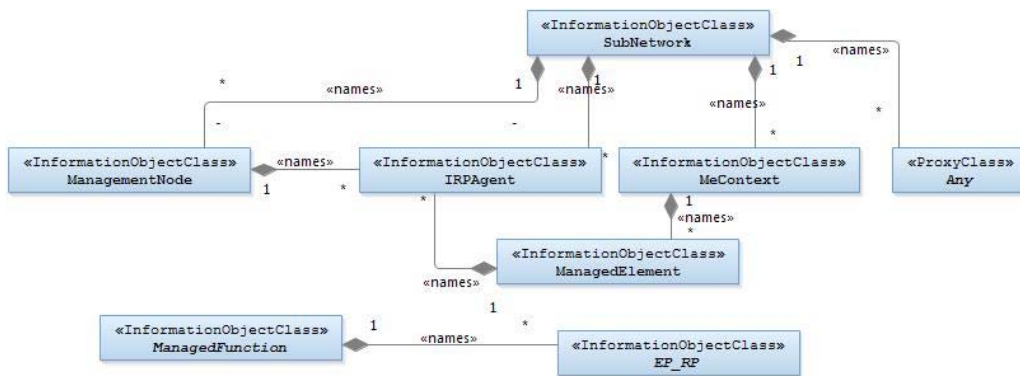
Label reference	Local label
3GPP TS 32.111-2 [11], notification, notifyAckStateChanged	notifyAckStateChanged
3GPP TS 32.662 [12], notification, notifyAttributeValueChanged	notifyAttributeValueChanged
3GPP TS 32.111-2 [11], notification, notifyChangedAlarm	notifyChangedAlarm
3GPP TS 32.111-2 [11], notification, notifyClearedAlarm	notifyClearedAlarm
3GPP TS 32.111-2 [11], notification, notifyComments	notifyComments
3GPP TS 32.111-2 [11], notification, notifyNewAlarm	notifyNewAlarm
3GPP TS 32.662 [12], notification, notifyObjectCreation	notifyObjectCreation
3GPP TS 32.662 [12], notification, notifyObjectDeletion	notifyObjectDeletion
3GPP TS 32.111-2 [11], notification, notifyAlarmListRebuilt	notifyAlarmListRebuilt
3GPP TS 32.111-2 [11], notification, notifyPotentialFaultyAlarmList	notifyPotentialFaultyAlarmList
3GPP TS 32.532 [6], notification, notifyDownloadNESwStatusChanged	notifyDownloadNESwStatusChanged
3GPP TS 32.532 [6], notification, notifyInstallNESwStatusChanged	notifyInstallNESwStatusChanged
3GPP TS 32.532 [6], notification, notifyActivateNESwStatusChanged	notifyActivateNESwStatusChanged
3GPP TS 28.620 [9], IOC, <i>Domain_</i>	<i>Domain_</i>
3GPP TS 28.620 [9], IOC, <i>ManagedElement_</i>	<i>ManagedElement_</i>
3GPP TS 28.620 [9], IOC, <i>Function_</i>	<i>Function_</i>
3GPP TS 28.620 [9], IOC, <i>ManagementSystem_</i>	<i>ManagementSystem_</i>
3GPP TS 28.620 [9], IOC, <i>TopologicalLink_</i>	<i>TopologicalLink_</i>
3GPP TS 28.620 [9], IOC, <i>Top_</i>	<i>Top_</i>

4.2 Class diagrams

4.2.1 Relationships

This clause depicts the set of classes (e.g. IOCs) that encapsulates the information relevant for this IRP. This clause provides the overview of the relationships of relevant classes in UML. Subsequent clauses provide more detailed specification of various aspects of these classes.

The following figure shows the containment/naming hierarchy and the associations of the classes defined in the present document. See Annex A of a class diagram that combines this figure with Figure 1 of [2], the class diagram of UIM.

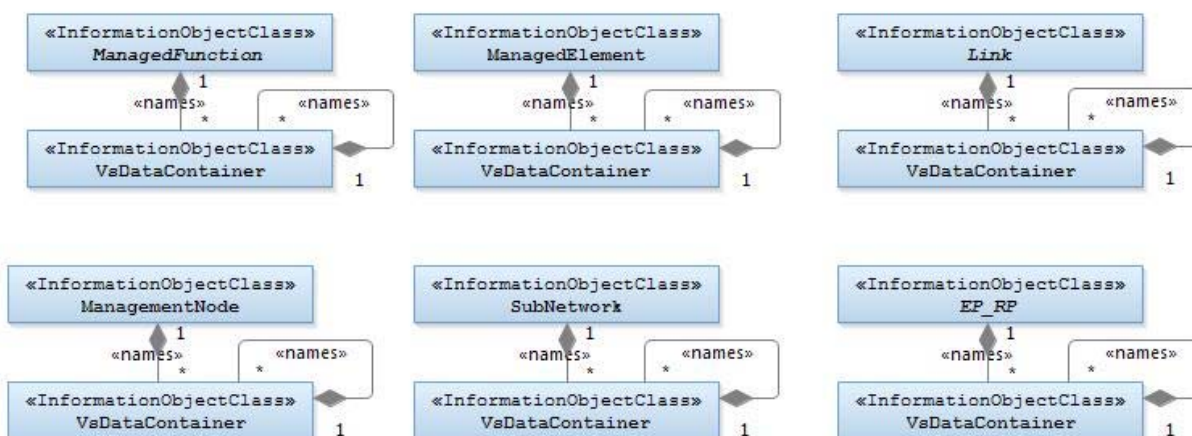


- NOTE 1: ManagedElement may be contained either
 - in a SubNetwork (since SubNetwork inherits from Domain_ and ManagedElement inherits from ManagedElement_ and Domain_ name-contained ManagedElement_ as observed in the figure of Annex A) or
 - in a MeContext instance as observed by the above figure or in the figure of Annex A.
 This either-or relation cannot be shown by using a {xor} constraint in the above figure. ManagedElement may also have no parent instance at all.
- NOTE 2: Each instance of the VsDataContainer shall only be contained under one IOC. The VsDataContainer can be contained under IOCs defined in other NRMs.
- NOTE 3: If the configuration contains several instances of SubNetwork, exactly one SubNetwork instance shall directly or indirectly contain all the other SubNetwork instances.
- NOTE 4: The SubNetwork instance not contained in any other instance of SubNetwork is referred to as "the root SubNetwork instance".
- NOTE 5: ManagementNode shall be contained in the root SubNetwork instance.
- NOTE 6: If contained in a SubNetwork instance, IRPAgent shall be contained in the root SubNetwork instance.
- NOTE 7: Void.

Figure 4.2.1-1: Containment/Naming and Association NRM fragment

Each Managed Object is identified with a Distinguished Name (DN) according to 3GPP TS 32.300 [13] that expresses its containment hierarchy. As an example, the DN of a ManagedElement instance could have a format like:

SubNetwork=Sweden,MeContext =MEC-Gbg-1, ManagedElement=RNC-Gbg-1.



- NOTE 8: Each instance of the VsDataContainer shall only be contained under one IOC. The VsDataContainer can be contained under IOCs defined in other NRMs by virtue of inheritance from the GENERIC NRM.
- NOTE 9: The VsDataContainer is only used for the Bulk CM IRP.

Figure 4.2.1-2: VsDataContainer Containment/Naming and Association in GENERIC NRM diagram

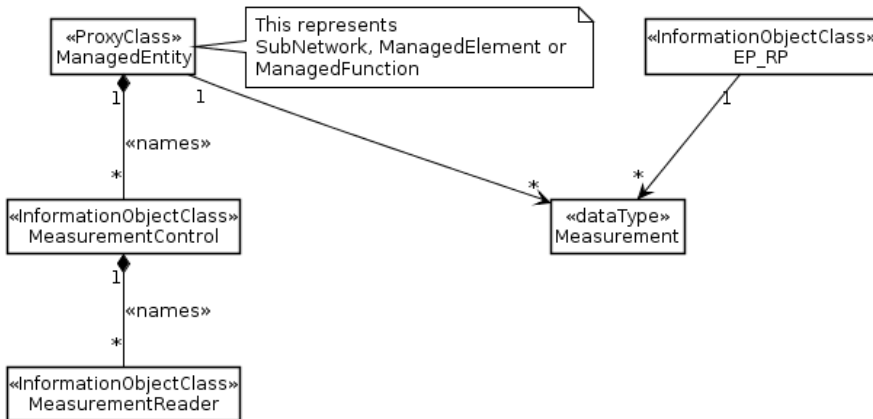


Figure 4.2.1-3: PM NRM fragment

4.2.2 Inheritance

This clause depicts the inheritance relationships.

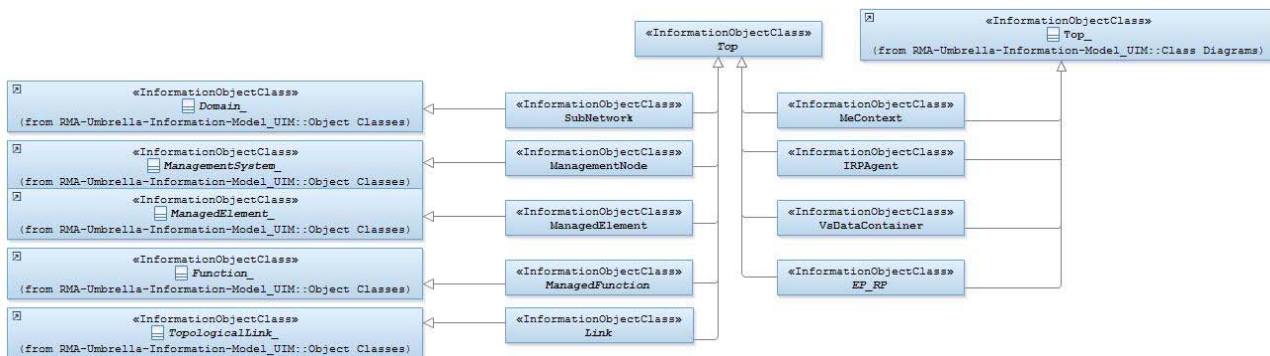


Figure 4.2.2-1: Inheritance Hierarchy NRM fragment

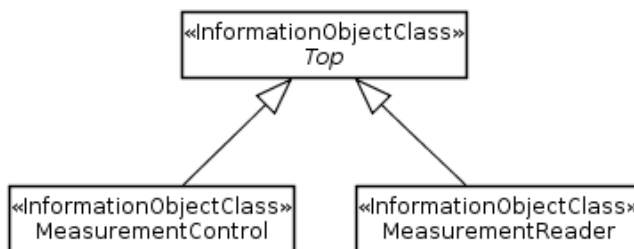


Figure 4.2.2-2: Inheritance PM NRM fragment

4.3 Class definitions

4.3.1 Any

4.3.1.1 Definition

This class represents the classes (e.g. IOC) that are not defined in this specification but are or will be defined in other IRP specification(s).

4.3.1.2 Attributes

None

4.3.1.3 Attribute constraints

None

4.3.1.4 Notifications

This class does not support any notification.

4.3.2 Void

4.3.3 ManagedElement

4.3.3.1 Definition

This IOC represents telecommunications equipment or TMN entities within the telecommunications network providing support and/or service to the subscriber.

An ME communicates with a manager (directly or indirectly) over one or more management interfaces for the purpose of being monitored and/or controlled. MEs may or may not additionally perform element management functionality.

An ME contains equipment that may or may not be geographically distributed. An ME is often referred to as a "Network Element".

A telecommunication equipment has software and hardware components. The IOC described above represents the case when the software component is designed to run on dedicated hardware component. In the case when the software is designed to run on ETSI NFV defined NFVI [15], the IOC description would exclude the NFVI component supporting the above mentioned subject software. A `ManagedElement` may be contained in either a `SubNetwork` or in a `MeContext` instance. A single `ManagedElement` may also exist stand-alone with no parent at all.

The `ManagedElement` IOC may be used to represent combined ME functionality (as indicated by the `managedElementType` attribute and the contained instances of different functional IOCs).

Single function `ManagedElement` IOC instances will have a 1..1 containment relationship to a function IOC instance (in this context a function IOC instance is an instance of an IOC derived from the `ManagedFunction` IOC). Multiple function `ManagedElement` instances will have a 1..N containment relationship to function IOC instances.

NOTE: For some specific functional IOCs a 1..N containment relationship is permitted. The specific functional entities are identified in the NRMs that define subclasses of `ManagedFunction`.

4.3.3.2 Attributes

The `ManagedElement` IOC includes the attributes inherited from `ManagedElement_IOC` (defined in TS 28.620 [9]), attributes inherited from `Top` IOC (defined in clause 4.3.8) and the following attributes:

Attribute Name	Support Qualifier	isReadable	isWritable	isInvariant	isNotifiable
vendorName	M	T	F	F	T
userDefinedState	M	T	T	F	T
swVersion	M	T	F	F	T
priorityLabel	O	T	F	T	F
measurementsList	M	T	F	F	T

4.3.3.3 Attribute constraints

Name	Definition
dnPrefix (inherited) Support Qualifier	Condition: The ManagedElement instance is the local root instance of the MIB; otherwise, the attribute shall be absent or carry no information.

4.3.3.4 Notifications

The common notifications defined in clause 4.5 are valid for this IOC. In addition, the following set of notifications is also valid.

Name	Qualifier	Notes
notifyDownloadNESwStatusChanged	See Software Management IRP (3GPP TS 32.532 [6])	
notifyInstallNESwStatusChanged	See Software Management IRP (3GPP TS 32.532 [6])	
notifyActivateNESwStatusChanged	See Software Management IRP (3GPP TS 32.532 [6])	

4.3.4 ManagedFunction

4.3.4.1 Definition

This IOC is provided for sub-classing only. It provides attribute(s) that are common to functional IOCs. Note that a ManagedElement may contain several managed functions. The ManagedFunction may be extended in the future if more common characteristics to functional objects are identified.

This IOC can represent a telecommunication function either realized by software running on dedicated hardware or realized by software running on NFVI. Each ManagedFunction instance communicates with a manager (directly or indirectly) over one or more management interfaces exposed via its containing ME instance.

4.3.4.2 Attributes

The ManagedFunction IOC includes the attributes inherited from Function_IOC (defined in TS 28.620 [9]), attributes inherited from Top IOC (defined in clause 4.3.8) and the following attributes:

Attribute Name	Support Qualifier	isReadable	isWritable	isInvariant	isNotifiable
vnfParametersList	CM	T	T	F	T
peeParametersList	CM	T	T	F	T
priorityLabel	O	T	F	T	F
measurementsList	M	T	F	F	T

4.3.4.3 Attribute constraints

Name	Definition
vnfParametersList Support Qualifier	Condition: The ManagedFunction instance is realized by one or more VNF instance(s). Otherwise this attribute shall be absent.
peeParametersList Support Qualifier	Condition: The control and monitoring of PEE parameters is supported by the ManagedFunction or sub-class instance.

4.3.4.4 Notifications

There is no notification defined.

4.3.5 ManagementNode

4.3.5.1 Definition

This IOC represents a telecommunications management system (EM) within the TMN that contains functionality for managing a number of ManagedElements (MEs). The management system communicates with the MEs directly or indirectly over one or more interfaces for the purpose of monitoring and/or controlling these MEs.

This class has similar characteristics as the ManagedElement. The main difference between these two classes is that the ManagementNode has a special association to the managed elements that it is responsible for managing.

4.3.5.2 Attributes

The ManagementNode IOC includes the attributes inherited from ManagementSystem_ IOC (defined in TS 28.620 [9]), attributes inherited from Top IOC (defined in clause 4.3.8) and the following attributes:

Attribute Name	Support Qualifier	isReadable	isWritable	isInvariant	isNotifiable
vendorName	M	T	F	F	T
userDefinedState	M	T	T	F	T
locationName	M	T	F	F	T
swVersion	M	T	F	F	T

4.3.5.3 Attribute constraints

None

4.3.5.4 Notifications

The common notifications defined in clause 4.5 are valid for this IOC, without exceptions or additions.

4.3.6 MeContext

4.3.6.1 Definition

This IOC is introduced for naming purposes. It may support creation of unique DNs in scenarios when some MEs have the same RDNs due to the fact that they have been manufacturer pre-configured.

If some MEs have the same RDNs (for the above mentioned reason) and they are contained in the same SubNetwork instance, some measure shall be taken in order to assure the global uniqueness of DNs for all IOC instances under those MEs. One way could be to set different dnPrefix for those NEs, but that would require either that:

- all LDNs or DNs are locally modified using the new dnPrefix for the upper portion of the DNs, or
- a mapping (translation) of the old LDNs or DNs to the new DNs every time they are used externally, e.g. in alarm notifications.

As both the two alternatives above may involve unacceptable drawbacks (as the old RDNs for the MEs then would have to be changed or mapped to new values), using MeContext offers a new alternative to resolve the DN creation. Using

MeContext as part of the naming tree (and thus the DN) means that the dnPrefix, including a unique MeContext for each ME, may be directly concatenated with the LDNs, without any need to change or map the existing ME RDNs to new values.

MeContext have 0..N instances. It may exist even if no SubNetwork exists. Every instance of MeContext contains exactly one ManagedElement during steady-state operations.

4.3.6.2 Attributes

The MeContext IOC includes the attributes inherited from Top_ IOC (defined in TS 28.620 [9]), attributes inherited from Top IOC (defined in clause 4.3.8) and the following attributes:

Attribute Name	Support Qualifier	isReadable	isWritable	isInvariant	isNotifyable
dnPrefix	CM	M	-	-	M

4.3.6.3 Attribute constraints

Name	Definition
dnPrefix Support Qualifier	Condition: The instance of MeContext is the local root instance of the MIB. Otherwise the attribute shall be absent or carry no information.

4.3.6.4 Notifications

The common notifications defined in clause 4.5 are valid for this IOC, without exceptions or additions.

4.3.7 SubNetwork

4.3.7.1 Definition

This IOC represents a set of managed entities. There may be zero or more instances of a SubNetwork. It shall be present if either a ManagementNode or multiple ManagedElements are present (i.e. ManagementNode and multiple ManagedElement instances shall have SubNetwork as parent).

The SubNetwork instance not contained in any other instance of SubNetwork is referred to as "the root SubNetwork instance".

4.3.7.2 Attributes

The SubNetwork IOC includes the attributes inherited from Domain_ IOC (defined in TS 28.620 [9]), attributes inherited from Top IOC (defined in clause 4.3.8) and the following attributes:

Attribute Name	Support Qualifier	isReadable	isWritable	isInvariant	isNotifyable
setOfMcc	CM	T	F	F	T
priorityLabel	O	T	F	T	F
measurementsList	M	T	F	F	T

4.3.7.3 Attribute constraints

Name	Definition
dnPrefix (inherited) Support Qualifier	Condition: The instance of SubNetwork is the local root instance of the MIB. Otherwise the attribute shall be absent or carry no information.
setOfMcc Support Qualifier	Condition: There is more than one value in setOfMcc of the SubNetwork, otherwise the support is optional.

4.3.7.4 Notifications

The common notifications defined in clause 4.5 are valid for this IOC, without exceptions or additions

4.3.8 Top

4.3.8.1 Definition

This IOC is provided for sub-classing only. All information object classes defined in all TS that claim to be conformant to 32.102 [2] shall inherit from Top.

4.3.8.2 Attributes

Attribute Name	Support Qualifier	isReadable	isWritable	isInvariant	isNotifiable
objectClass	M	T	F	T	T
objectInstance	M	T	F	T	T

4.3.8.3 Attribute constraints

None

4.3.8.4 Notifications

There is no notification defined.

4.3.9 VsDataContainer

4.3.9.1 Definition

The VsDataContainer managed object is a container for vendor specific data. The number of instances of the VsDataContainer can differ from vendor to vendor. This IOC shall only be used by the Bulk CM IRP for all the NRMs.

4.3.9.2 Attributes

The VsDataContainer IOC includes the attributes inherited from Top_ IOC (defined in TS 28.620 [9]), attributes inherited from Top IOC (defined in clause 4.3.8) and the following attributes:

Attribute Name	Support Qualifier	isReadable	isWritable	isInvariant	isNotifiable
vsDataType	M	T	F	F	O
vsData	M	T	O	F	O
vsDataFormatVersion	M	T	F	F	O

4.3.9.3 Attribute constraints

None

4.3.9.4 Notifications

Support for notification on the change of attribute value is vendor-specific.

4.3.10 *Link*

4.3.10.1 Definition

This IOC is provided for sub-classing only. This IOC represents a communication link or reference point between two network entities. The Link IOC does not indicate whether the represented communication link or reference point is a physical or logical entity.

For the subclasses of Link, the following rules apply:

- 1) The subclass names shall have the form “Link_<X>_<Y>”, where <X> is a string that represents the IOC at one end of the association related to the particular Link subclass, and <Y> is a string that represents the IOC at the other end of the association. For the order of the two strings, <X> shall come alphabetically before <Y>.
- 2) In case <X> and <Y> are YyyFunction IOCs (inheriting from ManagedFunction and on first level below ManagedElement), the <X> and <Y> strings shall have the same form as the legal values of the managedElementType attribute (see clause 4.5.1), e.g. “Auc”. Otherwise <X> and <Y> shall be the full IOC names.

Thus, two valid examples of Link subclass names would be: Link_As_Cscf and Link_Mrfc_Mrfp.

4.3.10.2 Attributes

The Link IOC includes the attributes inherited from TopologicalLink_ (defined in TS 28.620 [9]), attributes inherited from Top IOC (defined in clause 4.3.8) and the following attributes:

Attribute Name	Support Qualifier	isReadable	isWritable	isInvariant	isNotifiable
userLabel	M	T	T	F	T
linkType	O	T	F	F	T
protocolVersion	O	T	F	F	T

4.3.10.3 Attribute constraints

Name	Definition
aEnd and zEnd (inherited from <i>TopologicalLink_</i>) Support Qualifier	Condition: The property multiplicity is 1.

4.3.10.4 Notifications

The common notifications defined in subclause 4.5 are valid for this IOC, without exceptions or additions

4.3.11 *EP_RP*

4.3.11.1 Definition

This IOC is provided for sub-classing only. This IOC represents an end point of a link used across a reference point between two network entities.

The detailed subclassed IOC, e.g. *EP_X2*, will be defined in E-UTRAN NRM IRP, by inheriting from this *EP_RP*.

For naming the subclasses of *EP_RP*, the following rules shall apply:

- The name of the subclassed IOC shall have the form “EP_<rp>”, where <rp> is a string that represents the name of the reference point.

Thus, two valid examples of *EP_RP* subclassed IOC names would be: *EP_S1* and *EP_X2*.

4.3.11.2 Attributes

The *EP_RP* IOC includes the attributes inherited from *Top_* (defined in TS 28.620 [9]), attributes inherited from *Top* IOC (defined in clause 4.3.8) and the following attributes:

Attribute Name	Support Qualifier	isReadable	isWritable	isInvariant	isNotifyable
farEndEntity	O	T	-	-	T
userLabel	O	T	T	-	T
measurementsList	M	T	F	F	T

4.3.11.3 Attribute constraints

None

4.3.11.4 Notifications

This class does not support any notification.

4.3.12 *MeasurementControl*

4.3.12.1 Definition

This IOC captures the properties of the file-based and stream-based delivery methods.

The file-based delivery method has properties for the file location, the file reporting period and the file-based GP. The stream-based delivery method has properties for the stream target and the stream-based GP.

These properties are labelled as default (e.g. *defaultFileBasedGP*) in that they will be ignored in case the same properties captured in *MeasurementReader* are used.

Instance of this IOC shall not be created nor deleted by consumer. It shall be created and deleted by the producer.

Depending on particular deployment context and agreement between operator and vendor, the *isWritable* for all attributes could be ‘F’.

4.3.12.2 Attributes

The *MeasurementControl* IOC includes attributes inherited from *Top* IOC (defined in clause 4.3.8) and the following attributes:

Attribute name	Support Qualifier	isReadable	isWritable	isInvariant	isNotifyable
pMAdministrativeState	M	T	T	F	T
pMOperationalState	M	T	F	F	T
defaultFileBasedGP	M	T	T	F	F
defaultFileReportingPeriod	M	T	T	F	F
defaultFileLocation	M	T	T	F	F
streamBasedGP	O	T	T	F	F
defaultStreamTarget	O	T	T	F	F

4.3.12.3 Attribute constraints

None.

4.3.12.4 Notifications

The common notifications defined in clause 4.5 are valid for this IOC, without exceptions or additions

4.3.13 MeasurementReader

4.3.13.1 Definition

This IOC identifies the entity (derivatives of `ManagedFunction`) whose Measurements are required by consumer to be produced and captured. The types of Measurements required are identified by the attribute `measurementTypes`.

This IOC captures the properties of the two delivery methods for delivering the Measurements.

The file-based delivery method has properties: `fileLocation`, `reportingPeriod` and `fileBasedGP`. The stream-based delivery method has properties: `streamTarget` and `streamBasedGP`.

The `MeasurementControl` also can capture the properties of the file-based and stream-based delivery methods.

If the `MeasurementReader` instance's file-based delivery method has valid properties, the file-based delivery method is used and the `MeasurementControl` instance's file-based delivery method is ignored

If the `MeasurementReader` instance's stream-based delivery method has valid properties, the stream-based delivery method is used and the `MeasurementControl` instance's stream-based delivery method is ignored.

A file-based and stream-based delivery methods can be active at the same time for a `MeasurementReader` instance.

The activity of a `MeasurementReader` instance is independent of that of other `MeasurementReader` instances.

This IOC uses attributes `managedObjectDNs` or `managedObjectDNsBasic` to identify specific managed entities whose Measurements are required by consumer.

4.3.13.2 Attributes

The `MeasurementReader` IOC includes attributes inherited from Top IOC (defined in clause 4.3.8) and the following attributes:

Attribute name	Support Qualifier	isReadable	isWritable	isInvariant	isNotifiable
measurementTypes	M	T	T	F	F
fileBasedGP	O	T	T	F	F
fileReportingPeriod	O	T	T	F	F
fileLocation	O	T	T	F	F
streamBasedGP	O	T	T	F	F
streamTarget	O	T	T	F	F
managedObjectDNsBasic	CM	T	T	F	F
managedObjectDNs	CM	T	T	F	F

4.3.13.3 Attribute constraints

Name	Definition
managedObjectDNsBasic, managedObjectDNs Support Qualifier	Condition: It shall be supported if the MeasurementReader is a subordinate of SubNetwork or NetworkSliceSubnet. If both attributes contain information, the information in managedObjectDNs is ignored.

4.3.13.4 Notifications

The common notifications defined in clause 4.5 are valid for this IOC, without exceptions or additions

4.3.14 Measurements <<dataType>>

4.3.14.1 Definition

This <<dataType>> captures the Measurement types supported by its associated IOC, i.e. ManagedFunction or ManagedElement or *EP_RP*. It also captures the list of GPs supported, on per Measurement type. This <<dataType>> indicates a capability of the associated IOC and therefore its isWritable property is False and its isInvariant property is False (since vendor product upgrade can increase or decrease the number of supported Measurement types without the need to deleting the older-version instance and creating a newer-version instance.)

4.3.14.2 Attributes

Attribute name	Support Qualifier	isReadable	isWritable	isInvariant	isNotifiable
measurementTypes	M	T	F	F	F
gPs	M	T	F	F	F

4.3.14.3 Attribute constraints

None

4.3.14.4 Notifications

Not applicable.

4.3.15 ManagedEntity <<ProxyClass>>

4.3.15.1 Definition

This represents an <<IOC>>SubNetwork, <<IOC>>ManagedElement or <<IOC>>ManagedFunction.

4.3.15.2 Attributes

See that defined in <<IOC>>SubNetwork, <<IOC>>ManagedElement or <<IOC>>ManagedFunction.

4.3.15.3 Attribute constraints

See that defined in <<IOC>>SubNetwork, <<IOC>>ManagedElement or <<IOC>>ManagedFunction.

4.3.15.4 Notifications

See respective IOCs.

4.4 Attribute definitions

4.4.1 Attribute properties

The following table defines the properties of attributes specified in the present document.

Attribute Name	Documentation and Allowed Values	Properties
farEndEntity	<p>The value of this attribute shall be the Distinguished Name of the far end network entity to which the reference point is related.</p> <p>As an example, with EP_Iucs, if the instance of EP_Iucs is contained by one RncFunction instance, the farEndEntity is the Distinguished Name of the MscServerFunction instance to which this Iucs reference point is related.</p> <p>allowedValues: N/A</p>	<p>type: DN multiplicity: 0..1 isOrdered: N/A isUnique: N/A defaultValue: No isNullable: False</p>
linkType	<p>This attribute defines the type of the link.</p> <p>allowedValues: Signalling, Bearer, OAM&P, Other or multiple combinations of this type.</p>	<p>type: String multiplicity: 0..* isOrdered: F isUnique: T defaultValue: No isNullable: False</p>
locationName	<p>The physical location of this entity (e.g. an address).</p> <p>allowedValues: N/A</p>	<p>type: String multiplicity: 0..1 isOrdered: N/A isUnique: N/A defaultValue: No isNullable: False</p>
objectClass	<p>An attribute which captures the name of the class from which the object instance is an occurrence of.</p> <p>allowedValues: N/A</p>	<p>type: String multiplicity: 1 isOrdered: N/A isUnique: N/A defaultValue: No default value isNullable: False</p>
objectInstance	<p>An information which captures the Distinguished Name of any object.</p> <p>allowedValues: N/A</p>	<p>type: String multiplicity: 1 isOrdered: N/A isUnique: N/A defaultValue: No default value isNullable: False</p>

<p>parameterList</p>	<p>This attribute contains the parameter list for the control and monitoring of power, energy and environmental parameters of ManagedFunction instance(s). This list contains the following parameters:</p> <ul style="list-style-type: none"> - siteIdentification - siteLatitude (optional) - siteLongitude (optional) - siteDescription - equipmentType - environmentType - powerInterface <p>siteIdentification: The identification of the site where the ManagedFunction resides.</p> <p>allowedValues: N/A</p> <p>siteLatitude: The latitude of the site where the ManagedFunction instance resides, based on World Geodetic System (1984 version) global reference frame (WGS 84). Positive values correspond to the northern hemisphere. This attribute is optional in case of BTSFunction and RNCFunction instance(s).</p> <p>allowedValues: -90.0000 to +90.0000</p> <p>siteLongitude: The longitude of the site where the ManagedFunction instance resides, based on World Geodetic System (1984 version) global reference frame (WGS 84). Positive values correspond to degrees east of 0 degrees longitude. This attribute is optional in case of BTSFunction and RNCFunction instance(s).</p> <p>allowedValues: -180.0000 to +180.0000</p> <p>siteDescription: An operator defined description of the site where the ManagedFunction instance resides.</p> <p>allowedValues: N/A</p> <p>equipmentType: The type of equipment where the managedFunction instance resides.</p> <p>allowedValues: see clause 4.4.1 of ETSI ES 202 336-12 [18].</p> <p>environmentType: The type of environment where the managedFunction instance resides.</p> <p>allowedValues: see clause 4.4.1 of ETSI ES 202 336-12 [18].</p> <p>powerInterface: The type of power.</p> <p>allowedValues: see clause 4.4.1 of ETSI ES 202 336-12 [18].</p>	<p>type: String multiplicity: 0..* isOrdered: N/A isUnique: True defaultValue: No default value isNullable: True</p>
----------------------	--	---

Attribute Name	Documentation and Allowed Values	Properties

Attribute Name	Documentation and Allowed Values	Properties
priorityLabel	This is a label that consumer would assign a value on a concrete instance of the managed object. The management system takes the value of this attribute into account. The effect of this attribute value to the subject managed entity is not standardized	type: Integer multiplicity: 1 isOrdered: N/A isUnique: N/A defaultValue: No default value isNullable: False
protocolVersion	Versions(s) and additional descriptive information for the protocol(s) used for the associated communication link. Syntax and semantic is not specified. allowedValues: N/A	type: String multiplicity: * isOrdered: F isUnique: T defaultValue: no default value isNullable: False
setOfMcc	Set of Mobile Country Code (MCC). The MCC uniquely identifies the country of domicile of the mobile subscriber. MCC is part of the IMSI (TS 23.003 [5]) This list contains all the MCC values in subordinate object instances to this SubNetwork instance. allowedValues: See clause 2.3 of TS 23.003 [5] for MCC allocation principles.	type: Integer multiplicity: 1..* isOrdered: F isUnique: T defaultValue: No default value isNullable: False
swVersion	The software version of the ManagementNode or ManagedElement (this is used for determining which version of the vendor specific information is valid for the ManagementNode or ManagedElement). allowedValues: N/A	type: String multiplicity: 0..1 isOrdered: N/A isUnique: N/A defaultValue: No default value isNullable: False
systemDN	The Distinguished Name (DN) of IRPAgent. Defined in 3GPP TS 32.300. allowedValues: N/A	type: DN multiplicity: 0..1 isOrdered: N/A isUnique: N/A defaultValue: No default value isNullable: False
userDefinedState	An operator defined state for operator specific usage. allowedValues: N/A	type: String multiplicity: 0..1 isOrdered: N/A isUnique: N/A defaultValue: No default value isNullable: False
userLabel	A user-friendly (and user assignable) name of this object. allowedValues: N/A	type: String multiplicity: 0..1 isOrdered: N/A isUnique: N/A defaultValue: No default value isNullable: False

Attribute Name	Documentation and Allowed Values	Properties
vendorName	<p>The name of the vendor.</p> <p>allowedValues: N/A</p>	<p>type: String multiplicity: 0..1 isOrdered: N/A isUnique: N/A defaultValue: No default value isNullable: False</p>
vnfParametersList	<p>This attribute contains the parameter set of the VNF instance(s) corresponding to an NE. Each entry in the list contains:</p> <ul style="list-style-type: none"> - vnfInstanceId - vnfdId (optional) - flavourId (optional) - autoScalable (optional) <p>vnfInstanceId: VNF instance identifier (vnfInstanceId, see section 9.4.2 of [16] and section B2.4.2.1.2.3 of [17]).</p> <p>See Note 1.</p> <p>vnfdId: Identifier of the VNFD on which the VNF instance is based, see section 9.4.2 of [16]. This attribute is optional. Note: the value of this attribute is identical to that of the same attribute in clause 9.4.2 of ETSI GS NFV-IFA 008 [16].</p> <p>flavourId: Identifier of the VNF Deployment Flavour applied to this VNF instance, see section 9.4.3 of [16]. This attribute is optional.</p> <p>Note: the value of this attribute is identical to that of the same attribute in clause 9.4.3 of ETSI GS NFV-IFA 008 [16].</p> <p>autoScalable: Indicator of whether the auto-scaling of this VNF instance is enabled or disabled. The type is Boolean. This attribute is optional.</p> <p>See Note2.</p> <p>The presence of this attribute indicates that the ManagedFunction represented by the MOI is a virtualized function.</p> <p>See Note 3.</p> <p>allowedValues: N/A</p> <p>A string length of zero for vnfInstanceId means the VNF instance(s) corresponding to the MOI does not exist (e.g. has not been instantiated yet, has already been terminated).</p>	<p>type: String multiplicity: * isOrdered: N/A isUnique: True defaultValue: None isNullable: True</p>
vsData	<p>Vendor specific attributes of the type vsDataType. The attribute definitions including constraints (value ranges, data types, etc.) are specified in a vendor specific data format file.</p> <p>allowedValues: --</p>	<p>type: -- multiplicity: -- isOrdered: -- isUnique: -- defaultValue: -- isNullable: False</p>

Attribute Name	Documentation and Allowed Values	Properties
vsDataFormatVersion	Name of the data format file, including version. allowedValues: N/A	type: String multiplicity: 1 isOrdered: N/A isUnique: N/A defaultValue: No isNullable: False
vsDataType	Type of vendor specific data contained by this instance, e.g. relation specific algorithm parameters, cell specific parameters for power control or re-selection or a timer. The type itself is also vendor specific. allowedValues: N/A	type: String multiplicity: 1 isOrdered: N/A isUnique: N/A defaultValue: No isNullable: False
pAdministrativeState	It indicates the administrative state of MeasurementControl. It describes the permission to use or prohibition against using the capability of MeasurementControl, imposed through the consumer of OAM services produced by MeasurementControl, The measurement report production would begin when pAdministrativeState is UNLOCKED and pOperationalState is ENABLED. The meaning of these values is as defined in 3GPP TS 28.625 [21] and ITU-T X.731 [19]. allowedValues: LOCKED, SHUTTING DOWN, UNLOCKED.	type: ENUM multiplicity: 1 isOrdered: N/A isUnique: N/A defaultValue: "LOCKED" isNullable: False
pOperationalState	It indicates the operational state of MeasurementControl. It describes if the resource is physically installed and working. allowedValues: ENABLED, DISABLED. The meaning of these values is as defined in 3GPP TS 28.625 [21] and ITU-T X.731 [19].	type: ENUM multiplicity: 1 isOrdered: N/A isUnique: N/A defaultValue: No allowedValues: N/A isNullable: False
managedObjectDNs	It identifies the managed entities whose Measurements are required to be produced. It identifies specific managed entities say X, Y, Z. They are called, X, Y and Z, the base. In case the base is SubNetwork, it identifies all, including the base, managed entities that are subordinates, in the sense of name-containment, of the base. The identified entities are called a collection. The presence of this IOC would mean Measurement types specified in attribute MeasurementReader.measurementTypes, are required to be produced if the member (of the collection) is capable of supporting the Measurement types. allowedValues: N/A	type: DN multiplicity: * isOrdered: N/A isUnique: True defaultValue: No isNullable: False

Attribute Name	Documentation and Allowed Values	Properties
managedObjectDNsBasic	<p>It identifies the managed entities whose Measurements are required to be produced.</p> <p>It identifies specific managed entities (say X, Y, Z), it would mean Measurements type specified in MeasurementReader.measurementTypes, are required to be produced if X, Y, Z are capable of supporting the Measurement types.</p> <p>If managedObjectDNs of the same MeasurementReader instance has valid information, the information of this attribute is ignored.</p> <p>allowedValues: N/A</p>	<p>type: DN</p> <p>multiplicity: *</p> <p>isOrdered: N/A</p> <p>isUnique: True</p> <p>defaultValue: No</p> <p>isNullable: False</p>
measurementList	<p>It specifies a list of supported measurements and their GPs. A NULL value indicates there is no measurement supported.</p> <p>allowedValues: N/A</p>	<p>type: Measurements</p> <p>multiplicity: *</p> <p>isOrdered: N/A</p> <p>isUnique: N/A</p> <p>defaultValue: None</p> <p>allowedValues: N/A</p> <p>isNullable: True</p>
measurementTypes	<p>It identifies one or more Measurement types. The Measurement type can be those specified in TS 28.552 [20], TS 32.404 [21] and can be those specified by other SDOs or can be vendor-specific.</p> <p>allowedValues: N/A</p>	<p>type: String</p> <p>multiplicity: *</p> <p>isOrdered: N/A</p> <p>isUnique: True</p> <p>defaultValue: No</p> <p>isNullable: False</p>
gPs	<p>It identifies the supported GPs, see Note 4.</p> <p>allowedValues: N/A</p>	<p>type: Integer</p> <p>multiplicity: *</p> <p>isOrdered: False</p> <p>isUnique: True</p> <p>defaultValue: No</p> <p>isNullable: False</p>
defaultFileBasedGP	<p>This is a property of the file-based delivery method. See definition of fileBasedGP. This value is ignored in case the property captured in MeasurementReader is in use. GP unit is in minute.</p>	Same as in fileBasedGP
defaultFileReportingPeriod	<p>This is a property of the file-based delivery method. See definition of fileReportingGP. This value is ignored in case the property captured in MeasurementReader is in use.</p>	Same as in fileReportingPeriod
defaultFileLocation	<p>This is a property of the file-based delivery method. See definition of fileLocation. This value is ignored in case the property captured in MeasurementReader is in use.</p>	Same as in fileLocation
defaultStreamBasedGP	<p>This is a property of the stream-based delivery method. See definition of streamBasedGP. This value is ignored in case the property captured in MeasurementReader is in use.</p>	Same as in streamBasedGP
defaultStreamTarget	<p>This is a property of the stream-based delivery method. See definition of streamTarget. This value is ignored in case the property captured in MeasurementReader is in use.</p>	Same as in streamTarget

Attribute Name	Documentation and Allowed Values	Properties
fileBasedGP	This defines the frequency of producing the measurement data. The measurement data would be produced immediately at the end of each fileBasedGP. A measurement report file contains multiple measurement data. GP unit is in minute. allowedValues: See Note 4.	type: Integer multiplicity: 1 isOrdered: N/A isUnique: N/A defaultValue: No isNullable: False
fileReportingPeriod	This defines the frequency of producing the measurement report files, in fileLocation, that hold the measurement reports. allowedValues: Its value is a multiple of fileBasedGP.	type: Integer multiplicity: 1 isOrdered: N/A isUnique: N/A defaultValue: No isNullable: False
fileLocation	This is used for the file-based delivery method. It is the path to a location on either the producer's file system or a URI to a network file location that is not part of the producer's file system. In case it points to a location on the producer's file system, it is a relative path based on a vendor-specified root directory for measurement files. The size of this fileLocation is decided by consumer and producer. The producer is expected to remove old files to make room for new files, when necessary. allowedValues: Not applicable.	type: String multiplicity: 1 isOrdered: N/A isUnique: N/A defaultValue: No isNullable: True
streamBasedGP	It defines the frequency of producing and sending the Measurement to the streamTargets. allowedValues: See Note 4.	type: Integer multiplicity: 1 isOrdered: N/A isUnique: N/A defaultValue: No isNullable: False
streamTarget	This identifies the target of the notification carrying the content of the measurement report. There are two delivery methods (i.e. file-based and stream-based) via which the consumer(s) can receive the Measurements. This attribute is used for the stream-based delivery method. allowedValues: N/A	type: String multiplicity: 1 isOrdered: N/A isUnique: N/A defaultValue: No isNullable: True
dnPrefix	It carries the DN Prefix information or no information. See Annex C of 32.300 [13] for one usage of this attribute. allowedValues: N/A	type: DN multiplicity: 0..1 isOrdered: N/A isUnique: True defaultValue: None isNullable: False

Attribute Name	Documentation and Allowed Values	Properties
	NOTE 1 : The value of this attribute is identical to that of the same attribute in clause 9.4.2 of ETSI GS NFV-IFA 008 [16].	
	NOTE 2: The value of this attribute is identical to that of the attribute isAutoscaleEnabled included in vnfConfigurableProperty in clause 9.4.2 of ETSI GS NFV-IFA 008 [16].	
	NOTE 3: The presence of the attribute vnfParametersList, whose vnfInstanceId with a string length of zero, in createMO operation can trigger the instantiation of the related VNF/VNFC instances.	
	NOTE 4: The GP defines the measurement data production rate. The supported rates are dependent on the capacity of the producer involved (e.g. the processing power of the producer, the complexity of the measurement type involved etc) and therefore, it cannot be standardized for all producers involved. The supported GPs reflects the agreement between producer and the consumer involved.	

4.4.2 Constraints

None

4.5 Common notifications

4.5.1 Alarm notifications

This clause presents a list of notifications, defined in [11], that IRPManager can receive. The notification header attribute `objectClass/objectInstance`, defined in [3], would capture the DN of an instance of an IOC defined in this IRP specification.

Name	Qualifier	Notes
<code>notifyAckStateChanged</code>	See Alarm IRP (3GPP TS 32.111-2 [11])	
<code>notifyChangedAlarm</code>	See Alarm IRP (3GPP TS 32.111-2 [11])	
<code>notifyClearedAlarm</code>	See Alarm IRP (3GPP TS 32.111-2 [11])	
<code>notifyNewAlarm</code>	See Alarm IRP (3GPP TS 32.111-2 [11])	
<code>notifyComments</code>	See Alarm IRP (3GPP TS 32.111-2 [11])	
<code>notifyAlarmListRebuilt</code>	See Alarm IRP (3GPP TS 32.111-2 [11])	
<code>notifyPotentialFaultyAlarmList</code>	See Alarm IRP (3GPP TS 32.111-2 [11])	

4.5.2 Configuration notifications

This clause presents a list of notifications, defined in [12], that IRPManager can receive. The notification header attribute `objectClass/objectInstance`, defined in [3], would capture the DN of an instance of an IOC defined in this IRP specification.

Name	Qualifier	Notes
<code>notifyAttributeValueChange</code>	O	
<code>notifyObjectCreation</code>	O	
<code>notifyObjectDeletion</code>	O	

Annex A (informative): Alternate class diagram

This class diagram combines the Figure 4.2.1-1 of this document with Figure 1 of [9], the class diagram of UIM.

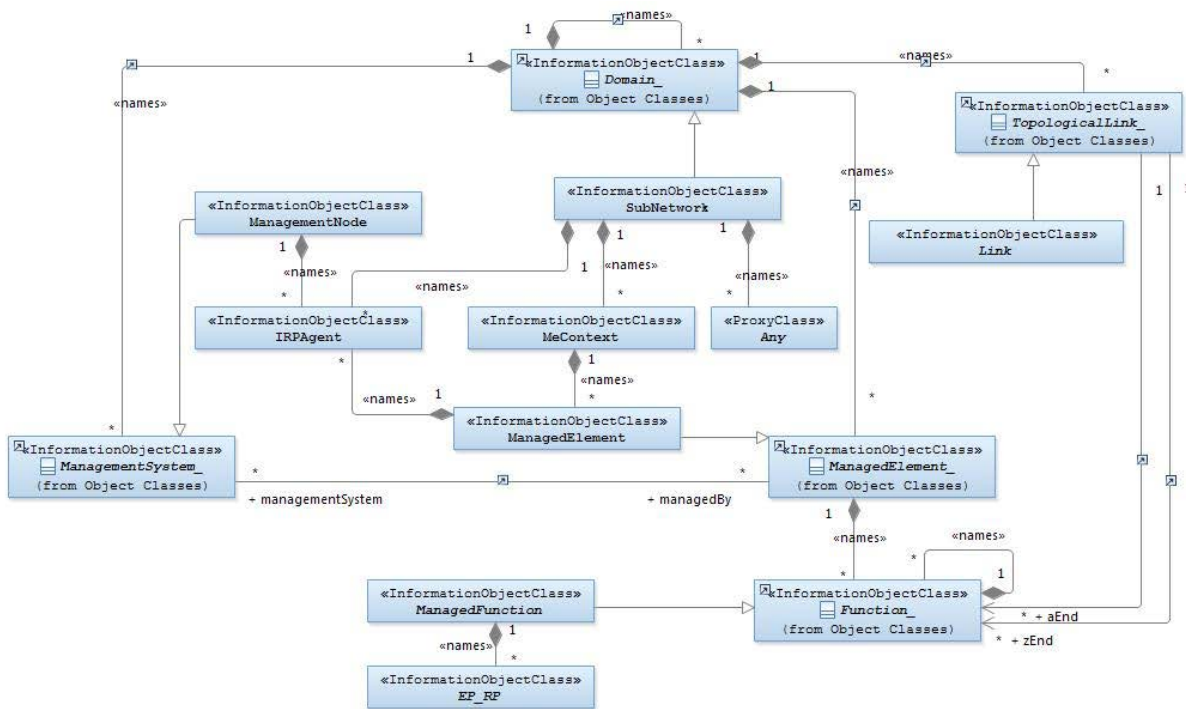


Figure A-1: Alternate class diagram

Annex B (informative): Change history

Change history							
Date	TSG #	TSG Doc.	CR	Rev	Subject/Comment	Old	New
2012-12					New version after approval	2.0.0	11.0.0
2012-02					MCC update of TOC	11.0.0	11.0.1
2014-06	SA#64	SP-140332	001	-	Correction of reference	11.0.1	11.1.0
		SP-140358	002	-	Remove the feature support statements		
2014-09	SA#65				Upgrade to Rel-12	11.1.0	12.0.0
2015-12	SA#70	SP-150691	005	1	Add missing id attribute for 28.622	12.0.0	12.1.0
2016-01					Upgrade to Rel-13 (MCC)	12.1.0	13.0.0

Change history							
Date	Meeting	TDoc	CR	Rev	Cat	Subject/Comment	New version
2016-12	SA#74	SP-160853	0010	-	A	Clarification on the need to show VsDataContainer self-containing itself several times	13.1.0
2017-03	SA#75	SP-170139	0012	2	A	Clarify notification triggered by VsDataContainer change	13.2.0
2017-03	SA#75	SP-170143	0015	1	B	Modify definitions of ME and MF to support virtualized network element	14.0.0
2017-03	SA#75	SP-170142	0016	3	B	Adding an attribute for ManagedFunction to support management of virtualized NE	14.0.0
2017-06	SA#76	SP-170510	0019	2	B	Add VNFInfo related attributes in IOC ManagedFunction	14.1.0
2018-01	SA#78	SP-170969	0021	-	F	Missing note in table of Attribute Properties	14.2.0
2018-03	SA#79	SP-180060	0022	-	B	Add new attribute peeParametersList to IOC ManagedFunction	15.0.0
2018-06	SA#80	SP-180421	0024	1	B	Remove references to ltf-N	15.1.0
2018-12	SA#82	SP-181156	0027	-	F	Add the missing NRM fragment supporting network performance management	15.2.0
2018-12	SA#82	SP-181042	0028	1	F	Replace MF with ManagedFunction	15.2.0
2018-12	SA#82	SP-181042	0029	1	F	Update NRM root IOCs to support slice priority	15.2.0
2019-09	SA#85	SP-190744	0034	3	F	Correct PMControl (Add report period attribute and disambiguate the delivery method attributes)	15.3.0
2019-09	SA#85	SP-190744	0035	1	F	Clarify optional configurable PM support	15.3.0
2019-09	SA#85	SP-190744	0037	2	F	Update class definition with inheritance information	15.3.0
2019-09	SA#85	SP-190744	0041	1	F	Correct definitions of granularity period	15.3.0
2019-09	SA#85	SP-190751	0045	-	F	Correct NR definition to avoid misalignment with RAN2 and add NRM definition	15.3.0
2019-09	SA#85					Correction of implementation of CR0043	15.3.1
2019-12	SA#86	SP-191158	0056	2	F	Correct definition of network resource	15.4.0
2019-12	SA#86	SP-191173	0058	1	F	Update the definition of attribute measurementsList	15.4.0
2021-09	SA#93e	SP-210879	0109	1	F	Correction for vnfParametersList	15.5.0
2021-12	SA#94e	SP-211478	0123	-	F	Update the scope to be applicable for SBMA	15.6.0
2023-03	SA#94e	SP-230202	0238	-	A	Correction of attribute dnPrefix	15.7.0
2023-06	SA#100	SP-230647	0258	-	F	Add clarification on TS version applicable for the IRP framework	15.8.0
2023-09	SA#101	SP-230943	0280	-	F	Rel-15 CR TS 28.622 Remove the IOCs which are not applicable for SBMA	15.9.0
2024-06	SA#104	SP-240822	0378	-	F	Rel-15 CR 28.622 Correct CR implementation error regarding applicable TS versions	15.10.0

History

Document history		
V15.1.0	June 2018	Publication
V15.2.0	April 2019	Publication
V15.3.1	October 2019	Publication
V15.4.0	January 2020	Publication
V15.5.0	September 2021	Publication
V15.6.0	January 2022	Publication
V15.7.0	April 2023	Publication
V15.8.0	July 2023	Publication
V15.9.0	September 2023	Publication
V15.10.0	July 2024	Publication