

# ETSI TS 129 257 V19.4.0 (2026-01)



TECHNICAL SPECIFICATION

**5G;  
Application layer support for Uncrewed Aerial System (UAS);  
UAS Application Enabler (UAE) Server Services;  
Stage 3  
(3GPP TS 29.257 version 19.4.0 Release 19)**



---

Reference

RTS/TSGC-0329257vj40

---

Keywords

5G

**ETSI**

650 Route des Lucioles  
F-06921 Sophia Antipolis Cedex - FRANCE

Tel.: +33 4 92 94 42 00 Fax: +33 4 93 65 47 16

Siret N° 348 623 562 00017 - APE 7112B  
Association à but non lucratif enregistrée à la  
Sous-Préfecture de Grasse (06) N° w061004871

---

**Important notice**

The present document can be downloaded from the  
[ETSI Search & Browse Standards application](#).

The present document may be made available in electronic versions and/or in print. The content of any electronic and/or print versions of the present document shall not be modified without the prior written authorization of ETSI. In case of any existing or perceived difference in contents between such versions and/or in print, the prevailing version of an ETSI deliverable is the one made publicly available in PDF format on [ETSI deliver repository](#).

Users should be aware that the present document may be revised or have its status changed, this information is available in the [Milestones listing](#).

If you find errors in the present document, please send your comments to the relevant service listed under [Committee Support Staff](#).

If you find a security vulnerability in the present document, please report it through our [Coordinated Vulnerability Disclosure \(CVD\)](#) program.

---

**Notice of disclaimer & limitation of liability**

The information provided in the present deliverable is directed solely to professionals who have the appropriate degree of experience to understand and interpret its content in accordance with generally accepted engineering or other professional standard and applicable regulations.

No recommendation as to products and services or vendors is made or should be implied.

No representation or warranty is made that this deliverable is technically accurate or sufficient or conforms to any law and/or governmental rule and/or regulation and further, no representation or warranty is made of merchantability or fitness for any particular purpose or against infringement of intellectual property rights.

In no event shall ETSI be held liable for loss of profits or any other incidental or consequential damages.

Any software contained in this deliverable is provided "AS IS" with no warranties, express or implied, including but not limited to, the warranties of merchantability, fitness for a particular purpose and non-infringement of intellectual property rights and ETSI shall not be held liable in any event for any damages whatsoever (including, without limitation, damages for loss of profits, business interruption, loss of information, or any other pecuniary loss) arising out of or related to the use of or inability to use the software.

---

**Copyright Notification**

No part may be reproduced or utilized in any form or by any means, electronic or mechanical, including photocopying and microfilm except as authorized by written permission of ETSI.

The content of the PDF version shall not be modified without the written authorization of ETSI.

The copyright and the foregoing restriction extend to reproduction in all media.

© ETSI 2026.  
All rights reserved.

---

# Intellectual Property Rights

## Essential patents

IPRs essential or potentially essential to normative deliverables may have been declared to ETSI. The declarations pertaining to these essential IPRs, if any, are publicly available for **ETSI members and non-members**, and can be found in ETSI SR 000 314: "*Intellectual Property Rights (IPRs); Essential, or potentially Essential, IPRs notified to ETSI in respect of ETSI standards*", which is available from the ETSI Secretariat. Latest updates are available on the [ETSI IPR online database](#).

Pursuant to the ETSI Directives including the ETSI IPR Policy, no investigation regarding the essentiality of IPRs, including IPR searches, has been carried out by ETSI. No guarantee can be given as to the existence of other IPRs not referenced in ETSI SR 000 314 (or the updates on the ETSI Web server) which are, or may be, or may become, essential to the present document.

## Trademarks

The present document may include trademarks and/or tradenames which are asserted and/or registered by their owners. ETSI claims no ownership of these except for any which are indicated as being the property of ETSI, and conveys no right to use or reproduce any trademark and/or tradename. Mention of those trademarks in the present document does not constitute an endorsement by ETSI of products, services or organizations associated with those trademarks.

**DECT™**, **PLUGTESTS™**, **UMTS™** and the ETSI logo are trademarks of ETSI registered for the benefit of its Members. **3GPP™**, **LTE™** and **5G™** logo are trademarks of ETSI registered for the benefit of its Members and of the 3GPP Organizational Partners. **oneM2M™** logo is a trademark of ETSI registered for the benefit of its Members and of the oneM2M Partners. **GSM®** and the GSM logo are trademarks registered and owned by the GSM Association.

---

# Legal Notice

This Technical Specification (TS) has been produced by ETSI 3rd Generation Partnership Project (3GPP).

The present document may refer to technical specifications or reports using their 3GPP identities. These shall be interpreted as being references to the corresponding ETSI deliverables.

The cross reference between 3GPP and ETSI identities can be found at [3GPP to ETSI numbering cross-referencing](#).

---

# Modal verbs terminology

In the present document "**shall**", "**shall not**", "**should**", "**should not**", "**may**", "**need not**", "**will**", "**will not**", "**can**" and "**cannot**" are to be interpreted as described in clause 3.2 of the [ETSI Drafting Rules](#) (Verbal forms for the expression of provisions).

"**must**" and "**must not**" are **NOT** allowed in ETSI deliverables except when used in direct citation.

# Contents

Intellectual Property Rights .....	2
Legal Notice .....	2
Modal verbs terminology.....	2
Foreword.....	13
1 Scope .....	15
2 References .....	15
3 Definitions, symbols and abbreviations .....	16
3.1 Definitions .....	16
3.2 Symbols.....	16
3.3 Abbreviations .....	16
4 Overview .....	17
5 Services offered by the UAE Server .....	18
5.1 Introduction .....	18
5.2 UAE_C2OperationModeManagement Service .....	19
5.2.1 Service Description.....	19
5.2.2 Service Operations .....	19
5.2.2.1 Introduction.....	19
5.2.2.2 UAE_C2OperationModeManagement_Initiate.....	19
5.2.2.2.1 General .....	19
5.2.2.2.2 C2 Operation Mode Initiation.....	19
5.2.2.3 UAE_C2OperationModeManagement_Notify .....	20
5.2.2.3.1 General .....	20
5.2.2.3.2 C2 Operation Mode Management Completion Notification .....	20
5.2.2.3.3 Selected C2 Communication Mode Notification.....	21
5.2.2.3.4 C2 Communication Mode Switching Notification .....	22
5.3 UAE_RealtimeUAVStatus Service .....	23
5.3.1 Service Description.....	23
5.3.2 Service Operations .....	23
5.3.2.1 Introduction.....	23
5.3.2.2 UAE_RealtimeUAVStatus_Subscribe .....	23
5.3.2.2.1 General .....	23
5.3.2.2.2 Subscribe to real-time UAV status information reporting.....	23
5.3.2.2.3 Update an existing real-time UAV status information reporting subscription.....	24
5.3.2.3 UAE_RealtimeUAVStatus_Unsubscribe.....	25
5.3.2.3.1 General .....	25
5.3.2.3.2 Unsubscribe from real-time UAV status information reporting .....	25
5.3.2.4 UAE_RealtimeUAVStatus_Notify .....	26
5.3.2.4.1 General .....	26
5.3.2.4.2 Real-time UAV Status Notification.....	26
5.4 UAE_ChangeUSSManagement Service.....	27
5.4.1 Service Description.....	27
5.4.2 Service Operations .....	27
5.4.2.1 Introduction.....	27
5.4.2.2 UAE_ChangeUSSManagement_ManageUSS .....	27
5.4.2.2.1 General .....	27
5.4.2.2.2 USS Change Policy Creation.....	27
5.4.2.2.3 USS Change Policy Update.....	28
5.4.2.2.4 USS Change Policy Deletion.....	29
5.4.2.3 UAE_ChangeUSSManagement_RequestUSSChange .....	29
5.4.2.3.1 General .....	29
5.4.2.3.2 USS Change Request.....	29
5.4.2.4 UAE_ChangeUSSManagement_Notify.....	30
5.4.2.4.1 General .....	30

5.4.2.4.2	USS Change Notification .....	30
5.5	UAE_DAASupport Service.....	32
5.5.1	Service Description.....	32
5.5.2	Service Operations.....	32
5.5.2.1	Introduction.....	32
5.5.2.2	UAE_DAASupport_Manage .....	32
5.5.2.2.1	General .....	32
5.5.2.2.2	DAA Policy Creation .....	32
5.5.2.2.3	DAA Policy Update.....	33
5.5.2.2.4	DAA Policy Deletion .....	34
5.5.2.3	UAE_DAASupport_InformDAAEvents.....	34
5.5.2.3.1	General .....	34
5.5.2.3.2	DAA Events Information Request.....	34
5.5.2.4	UAE_DAASupport_Notify.....	35
5.5.2.4.1	General .....	35
5.5.2.4.2	DAA Policy Configuration Completion Status Notification .....	35
5.5.2.4.3	DAA Events Notification .....	36
5.6	UAE_UAVDynamicInfo.....	37
5.6.1	Service Description.....	37
5.6.2	Service Operations.....	37
5.6.2.1	Introduction.....	37
5.6.2.2	UAE_UAVDynamicInfo_Subscribe.....	37
5.6.2.2.1	General .....	37
5.6.2.2.2	UAV Dynamic Information Subscription Creation .....	37
5.6.2.2.3	UAV Dynamic Information Subscription Update .....	38
5.6.2.2.4	UAV Dynamic Information Subscription Deletion .....	38
5.6.2.3	UAE_UAVDynamicInfo_Notify .....	39
5.6.2.3.1	General .....	39
5.6.2.3.2	UAV Dynamic Information Notification.....	39
5.7	UAE_FlightPathMonitoring Service .....	41
5.7.1	Service Description.....	41
5.7.2	Service Operations.....	41
5.7.2.1	Introduction.....	41
5.7.2.2	UAE_FlightPathMonitoring_Manage .....	41
5.7.2.2.1	General .....	41
5.7.2.2.2	Flight Path Monitoring Configuration Creation .....	41
5.7.2.2.3	Flight Path Monitoring Configuration Update.....	42
5.7.2.2.4	Flight Path Monitoring Configuration Deletion .....	43
5.7.2.3	UAE_FlightPathMonitoring_Notify .....	43
5.7.2.3.1	General .....	43
5.7.2.3.2	Flight Path Monitoring Configuration Completion Status Notification .....	43
5.7.2.3.3	Flight Path Monitoring Events Notification .....	44
5.8	UAE_FlightRouteSupport Service .....	46
5.8.1	Service Description.....	46
5.8.2	Service Operations.....	46
5.8.2.1	Introduction.....	46
5.8.2.2	UAE_FlightRouteSupport_Manage .....	46
5.8.2.2.1	General .....	46
5.8.2.2.2	Flight Route Request .....	46
5.9	UAE_NTZManagement Service .....	48
5.9.1	Service Description.....	48
5.9.2	Service Operations.....	48
5.9.2.1	Introduction.....	48
5.9.2.2	UAE_NTZManagement_Manage .....	48
5.9.2.2.1	General .....	48
5.9.2.2.2	NTZ Configuration Creation .....	48
5.9.2.2.3	NTZ Configuration Update .....	49
5.9.2.2.4	NTZ Configuration Deletion .....	50
5.9.2.3	UAE_NTZManagement_Notify.....	50
5.9.2.3.1	General .....	50
5.9.2.3.2	NTZ Configuration Completion Status Notification .....	50
5.9.2.3.3	NTZ Events Notification .....	51

6	API Definitions .....	52
6.1	UAE_C2OperationModeManagement Service API.....	52
6.1.1	Introduction.....	52
6.1.2	Usage of HTTP .....	52
6.1.3	Resources .....	52
6.1.4	Custom Operations without associated resources .....	52
6.1.4.1	Overview.....	52
6.1.4.2	Operation: Initiate .....	53
6.1.4.2.1	Description .....	53
6.1.4.2.2	Operation Definition.....	53
6.1.5	Notifications .....	54
6.1.5.1	General .....	54
6.1.5.2	C2 Operation Mode Management Completion Notification .....	55
6.1.5.2.1	Description .....	55
6.1.5.2.2	Target URI.....	55
6.1.5.2.3	Standard Methods .....	55
6.1.5.2.3.1	POST.....	55
6.1.5.3	Selected C2 Communication Mode Notification .....	56
6.1.5.3.1	Description .....	56
6.1.5.3.2	Target URI.....	56
6.1.5.3.3	Standard Methods .....	57
6.1.5.3.3.1	POST.....	57
6.1.5.4	C2 Communication Mode Switching Notification.....	57
6.1.5.4.1	Description .....	57
6.1.5.4.2	Target URI.....	58
6.1.5.4.3	Standard Methods .....	58
6.1.5.4.3.1	POST.....	58
6.1.6	Data Model .....	59
6.1.6.1	General .....	59
6.1.6.2	Structured data types .....	60
6.1.6.2.1	Introduction .....	60
6.1.6.2.2	Type: ConfigureData .....	61
6.1.6.2.3	Type: SelectedC2CommModeNotif.....	64
6.1.6.2.4	Type: C2CommModeSwitchNotif.....	64
6.1.6.2.5	Type: C2Result.....	65
6.1.6.2.6	Type: UasId .....	65
6.1.6.2.7	Type: UavId.....	65
6.1.6.2.8	Type: C2ServiceArea .....	66
6.1.6.2.9	Type: C2OpModeMngtCompStatus.....	66
6.1.6.2.10	Type: C2SwitchPolicies .....	66
6.1.6.2.11	Type: C2LinkQualityThrlds .....	67
6.1.6.2.12	Type: C2DirectAvailRepReqs .....	68
6.1.6.2.13	Type: DualC2Data.....	68
6.1.6.3	Simple data types and enumerations .....	68
6.1.6.3.1	Introduction .....	68
6.1.6.3.2	Simple data types.....	68
6.1.6.3.3	Enumeration: C2CommMode.....	69
6.1.6.3.4	Enumeration: C2CommModeSwitching .....	69
6.1.6.3.5	Enumeration: C2SwitchingCause .....	70
6.1.6.3.6	Enumeration: C2OpModeStatus.....	70
6.1.6.4	Data types describing alternative data types or combinations of data types .....	70
6.1.6.5	Binary data .....	71
6.1.6.5.1	Binary Data Types .....	71
6.1.7	Error Handling .....	71
6.1.7.1	General .....	71
6.1.7.2	Protocol Errors .....	71
6.1.7.3	Application Errors.....	71
6.1.8	Feature negotiation .....	71
6.1.9	Security .....	72
6.2	UAE_RealtimeUAVStatus Service API.....	73
6.2.1	Introduction.....	73
6.2.2	Usage of HTTP .....	73

6.2.3	Resources	73
6.2.3.1	Overview	73
6.2.3.2	Resource: Real-time UAV Status Subscriptions	74
6.2.3.2.1	Description	74
6.2.3.2.2	Resource Definition	74
6.2.3.2.3	Resource Standard Methods	74
6.2.3.2.3.1	GET	74
6.2.3.2.3.2	POST	75
6.2.3.2.4	Resource Custom Operations	76
6.2.3.3	Resource: Individual Real-time UAV Status Subscription	76
6.2.3.3.1	Description	76
6.2.3.3.2	Resource Definition	76
6.2.3.3.3	Resource Standard Methods	76
6.2.3.3.3.1	GET	76
6.2.3.3.3.2	PUT	77
6.2.3.3.3.3	DELETE	78
6.2.3.3.4	Resource Custom Operations	79
6.2.4	Custom Operations without associated resources	79
6.2.5	Notifications	80
6.2.5.1	General	80
6.2.5.2	Real-time UAV Status Notification	80
6.2.5.2.1	Description	80
6.2.5.2.2	Target URI	80
6.2.5.2.3	Standard Methods	80
6.2.5.2.3.1	POST	80
6.2.6	Data Model	81
6.2.6.1	General	81
6.2.6.2	Structured data types	82
6.2.6.2.1	Introduction	82
6.2.6.2.2	Type: RTUavStatusSubsc	82
6.2.6.2.3	Type: RTUavStatusNotif	82
6.2.6.2.4	Type: RTUavStatus	83
6.2.6.2.5	Type: UavNetConnStatus	83
6.2.6.3	Simple data types and enumerations	83
6.2.6.3.1	Introduction	83
6.2.6.3.2	Simple data types	83
6.2.6.4	Data types describing alternative data types or combinations of data types	83
6.2.6.5	Binary data	84
6.2.6.5.1	Binary Data Types	84
6.2.7	Error Handling	84
6.2.7.1	General	84
6.2.7.2	Protocol Errors	84
6.2.7.3	Application Errors	84
6.2.8	Feature negotiation	84
6.2.9	Security	84
6.3	UAE_ChangeUSSManagement Service API	85
6.3.1	Introduction	85
6.3.2	Usage of HTTP	85
6.3.3	Resources	85
6.3.3.1	Overview	85
6.3.3.2	Resource: USS Change Policies	86
6.3.3.2.1	Description	86
6.3.3.2.2	Resource Definition	86
6.3.3.2.3	Resource Standard Methods	86
6.3.3.2.3.1	GET	86
6.3.3.2.3.2	POST	87
6.3.3.2.4	Resource Custom Operations	88
6.3.3.3	Resource: Individual USS Change Policy	88
6.3.3.3.1	Description	88
6.3.3.3.2	Resource Definition	88
6.3.3.3.3	Resource Standard Methods	88
6.3.3.3.3.1	GET	88

6.3.3.3.3.2	PUT .....	89
6.3.3.3.3.3	PATCH .....	90
6.3.3.3.3.4	DELETE .....	92
6.3.3.3.4	Resource Custom Operations .....	92
6.3.4	Custom Operations without associated resources .....	93
6.3.4.1	Overview .....	93
6.3.4.2	Operation: RequestUssChange .....	93
6.3.4.2.1	Description .....	93
6.3.4.2.2	Operation Definition .....	93
6.3.5	Notifications .....	94
6.3.5.1	General .....	94
6.3.5.2	USS Change Notification .....	94
6.3.5.2.1	Description .....	94
6.3.5.2.2	Target URI .....	95
6.3.5.2.3	Standard Methods .....	95
6.3.5.2.3.1	POST .....	95
6.3.6	Data Model .....	96
6.3.6.1	General .....	96
6.3.6.2	Structured data types .....	97
6.3.6.2.1	Introduction .....	97
6.3.6.2.2	Type: USSChangePolReq .....	97
6.3.6.2.3	Type: USSChangePolResp .....	97
6.3.6.2.4	Type: USSChangePolicy .....	98
6.3.6.2.5	Type: USSChangePolicyPatch .....	98
6.3.6.2.6	Type: MultiUssPol .....	98
6.3.6.2.7	Type: ServArea .....	99
6.3.6.2.8	Type: UasRoute .....	99
6.3.6.2.9	Type: UssInfo .....	99
6.3.6.2.10	Type: ServReq .....	99
6.3.6.2.11	Type: USSChangeReq .....	100
6.3.6.2.12	Type: TgtUssInfo .....	100
6.3.6.2.13	Type: USSChangeNotif .....	101
6.3.6.2.14	Type: UssChgInfo .....	101
6.3.6.3	Simple data types and enumerations .....	101
6.3.6.3.1	Introduction .....	101
6.3.6.3.2	Simple data types .....	101
6.3.6.3.3	Enumeration: UssChangeEvent .....	102
6.3.6.3.4	Enumeration: MobilityEvent .....	102
6.3.6.4	Data types describing alternative data types or combinations of data types .....	102
6.3.6.5	Binary data .....	102
6.3.6.5.1	Binary Data Types .....	102
6.3.7	Error Handling .....	102
6.3.7.1	General .....	102
6.3.7.2	Protocol Errors .....	103
6.3.7.3	Application Errors .....	103
6.3.8	Feature negotiation .....	103
6.3.9	Security .....	103
6.4	UAE_DAASupport Service API .....	104
6.4.1	Introduction .....	104
6.4.2	Usage of HTTP .....	104
6.4.3	Resources .....	104
6.4.3.1	Overview .....	104
6.4.3.2	Resource: DAA Policies .....	105
6.4.3.2.1	Description .....	105
6.4.3.2.2	Resource Definition .....	105
6.4.3.2.3	Resource Standard Methods .....	105
6.4.3.2.3.1	GET .....	105
6.4.3.2.3.2	POST .....	106
6.4.3.2.4	Resource Custom Operations .....	107
6.4.3.3	Resource: Individual DAA Policy .....	107
6.4.3.3.1	Description .....	107
6.4.3.3.2	Resource Definition .....	107

6.4.3.3.3	Resource Standard Methods .....	107
6.4.3.3.3.1	GET .....	107
6.4.3.3.3.2	PUT .....	108
6.4.3.3.3.3	PATCH .....	109
6.4.3.3.3.4	DELETE .....	110
6.4.3.3.4	Resource Custom Operations .....	111
6.4.4	Custom Operations without associated resources .....	111
6.4.4.1	Overview .....	111
6.4.4.2	Operation: InformDAAEvents .....	112
6.4.4.2.1	Description .....	112
6.4.4.2.2	Operation Definition .....	112
6.4.5	Notifications .....	113
6.4.5.1	General .....	113
6.4.5.2	DAA Policy Configuration Completion Status Notification .....	114
6.4.5.2.1	Description .....	114
6.4.5.2.2	Target URI .....	114
6.4.5.2.3	Standard Methods .....	114
6.4.5.2.3.1	POST .....	114
6.4.5.3	DAA Events Notification .....	115
6.4.5.3.1	Description .....	115
6.4.5.3.2	Target URI .....	115
6.4.5.3.3	Standard Methods .....	115
6.4.5.3.3.1	POST .....	115
6.4.6	Data Model .....	116
6.4.6.1	General .....	116
6.4.6.2	Structured data types .....	117
6.4.6.2.1	Introduction .....	117
6.4.6.2.2	Type: DAAPolReq .....	118
6.4.6.2.3	Type: DAAPolResp .....	118
6.4.6.2.4	Type: DAAPolicy .....	118
6.4.6.2.5	Type: DAAPolicyPatch .....	119
6.4.6.2.6	Type: DAAAppPolicy .....	119
6.4.6.2.7	Type: InformDAAEventsReq .....	120
6.4.6.2.8	Type: DAAPolConfigNotif .....	120
6.4.6.2.9	Type: DAAEventsInfo .....	120
6.4.6.2.10	Type: DAAEvent .....	120
6.4.6.2.11	Type: DAATriggThresholds .....	121
6.4.6.3	Simple data types and enumerations .....	121
6.4.6.3.1	Introduction .....	121
6.4.6.3.2	Simple data types .....	121
6.4.6.3.3	Enumeration: DAAPolConfigStatus .....	121
6.4.6.3.4	Enumeration: Alert .....	121
6.4.6.4	Data types describing alternative data types or combinations of data types .....	122
6.4.6.5	Binary data .....	122
6.4.6.5.1	Binary Data Types .....	122
6.4.7	Error Handling .....	122
6.4.7.1	General .....	122
6.4.7.2	Protocol Errors .....	122
6.4.7.3	Application Errors .....	122
6.4.8	Feature negotiation .....	122
6.4.9	Security .....	123
6.5	UAE_UAVDynamicInfo API .....	124
6.5.1	Introduction .....	124
6.5.2	Usage of HTTP .....	124
6.5.3	Resources .....	124
6.5.3.1	Overview .....	124
6.5.3.2	Resource: UAV Dynamic Information Subscriptions .....	125
6.5.3.2.1	Description .....	125
6.5.3.2.2	Resource Definition .....	125
6.5.3.2.3	Resource Standard Methods .....	125
6.5.3.2.3.1	GET .....	125
6.5.3.2.3.2	POST .....	126

6.5.3.2.4	Resource Custom Operations .....	127
6.5.3.3	Resource: Individual UAV Dynamic Information Subscription .....	127
6.5.3.3.1	Description .....	127
6.5.3.3.2	Resource Definition .....	127
6.5.3.3.3	Resource Standard Methods .....	128
6.5.3.3.3.1	GET .....	128
6.5.3.3.3.2	PUT .....	129
6.5.3.3.3.3	PATCH .....	130
6.5.3.3.3.4	DELETE .....	131
6.5.3.3.4	Resource Custom Operations .....	132
6.5.4	Custom Operations without associated resources .....	132
6.5.5	Notifications .....	132
6.5.5.1	General .....	132
6.5.5.2	UAV Dynamic Information Notification .....	132
6.5.5.2.1	Description .....	132
6.5.5.2.2	Target URI .....	132
6.5.5.2.3	Standard Methods .....	133
6.5.5.2.3.1	POST .....	133
6.5.6	Data Model .....	133
6.5.6.1	General .....	133
6.5.6.2	Structured data types .....	134
6.5.6.2.1	Introduction .....	134
6.5.6.2.2	Type: UAVDynInfoSubsc .....	134
6.5.6.2.3	Type: UAVDynInfoSubscPatch .....	135
6.5.6.2.4	Type: UAVDynInfoNotif .....	135
6.5.6.2.5	Type: ProxRangInfo .....	135
6.5.6.2.6	Type: UavInfo .....	135
6.5.6.3	Simple data types and enumerations .....	136
6.5.6.3.1	Introduction .....	136
6.5.6.3.2	Simple data types .....	136
6.5.6.4	Data types describing alternative data types or combinations of data types .....	136
6.5.6.5	Binary data .....	136
6.5.6.5.1	Binary Data Types .....	136
6.5.7	Error Handling .....	136
6.5.7.1	General .....	136
6.5.7.2	Protocol Errors .....	136
6.5.7.3	Application Errors .....	136
6.5.8	Feature negotiation .....	137
6.5.9	Security .....	137
6.6	UAE_FlightPathMonitoring Service API .....	138
6.6.1	Introduction .....	138
6.6.2	Usage of HTTP .....	138
6.6.3	Resources .....	138
6.6.3.1	Overview .....	138
6.6.3.2	Resource: Flight Path Monitoring Configurations .....	139
6.6.3.2.1	Description .....	139
6.6.3.2.2	Resource Definition .....	139
6.6.3.2.3	Resource Standard Methods .....	139
6.6.3.2.3.1	GET .....	139
6.6.3.2.3.2	POST .....	140
6.6.3.2.4	Resource Custom Operations .....	141
6.6.3.3	Resource: Individual Flight Path Monitoring Configuration .....	141
6.6.3.3.1	Description .....	141
6.6.3.3.2	Resource Definition .....	141
6.6.3.3.3	Resource Standard Methods .....	142
6.6.3.3.3.1	GET .....	142
6.6.3.3.3.2	PUT .....	143
6.6.3.3.3.3	PATCH .....	144
6.6.3.3.3.4	DELETE .....	145
6.6.3.3.4	Resource Custom Operations .....	146
6.6.4	Custom Operations without associated resources .....	146
6.6.5	Notifications .....	146

6.6.5.1	General .....	146
6.6.5.2	Flight Path Monitoring Configuration Completion Status Notification .....	146
6.6.5.2.1	Description .....	146
6.6.5.2.2	Target URI.....	146
6.6.5.2.3	Standard Methods.....	147
6.6.5.2.3.1	POST.....	147
6.6.5.3	Flight Path Monitoring Events Notification .....	148
6.6.5.3.1	Description .....	148
6.6.5.3.2	Target URI.....	148
6.6.5.3.3	Standard Methods .....	148
6.6.5.3.3.1	POST.....	148
6.6.6	Data Model .....	149
6.6.6.1	General .....	149
6.6.6.2	Structured data types .....	150
6.6.6.2.1	Introduction .....	150
6.6.6.2.2	Type: FlightPathMonConfigReq .....	150
6.6.6.2.3	Type: FlightPathMonConfigResp.....	150
6.6.6.2.4	Type: FlightPathMonConfig.....	151
6.6.6.2.5	Type: FlightPathMonConfigPatch.....	151
6.6.6.2.6	Type: FlightPathMonConfigParams.....	152
6.6.6.2.7	Type: FlightPathMonConfigParamsRm .....	152
6.6.6.2.8	Type: Waypoint .....	153
6.6.6.2.9	Type: FlightPathMonConfigNotif .....	153
6.6.6.2.10	Type: FlightPathMonNotif .....	153
6.6.6.2.11	Type: FlightPathMonEventInfo.....	153
6.6.6.2.12	Type: QoSThresholds.....	154
6.6.6.2.13	Type: QoEThresholds.....	155
6.6.6.3	Simple data types and enumerations .....	155
6.6.6.3.1	Introduction .....	155
6.6.6.3.2	Simple data types.....	155
6.6.6.3.3	Enumeration: FlightPathMonConfigStatus.....	155
6.6.6.3.4	Enumeration: FlightPathMonEvent.....	155
6.6.6.4	Data types describing alternative data types or combinations of data types .....	156
6.6.6.5	Binary data .....	156
6.6.6.5.1	Binary Data Types .....	156
6.6.7	Error Handling .....	156
6.6.7.1	General .....	156
6.6.7.2	Protocol Errors .....	156
6.6.7.3	Application Errors.....	156
6.6.8	Feature negotiation .....	156
6.6.9	Security .....	156
6.7	UAE_FlightRouteSupport Service API.....	157
6.7.1	Introduction.....	157
6.7.2	Usage of HTTP .....	157
6.7.3	Resources .....	157
6.7.4	Custom Operations without associated resources .....	157
6.7.4.1	Overview .....	157
6.7.4.2	Operation: FlightRouteRequest.....	158
6.7.4.2.1	Description .....	158
6.7.4.2.2	Operation Definition.....	158
6.7.5	Notifications .....	159
6.7.6	Data Model .....	159
6.7.6.1	General .....	159
6.7.6.2	Structured data types .....	159
6.7.6.2.1	Introduction .....	159
6.7.6.2.2	Type: FlightRouteReq .....	160
6.7.6.2.3	Type: FlightRouteResp.....	160
6.7.6.2.4	Type: FlightChars.....	161
6.7.6.3	Simple data types and enumerations .....	161
6.7.6.3.1	Introduction .....	161
6.7.6.3.2	Simple data types.....	161
6.7.6.4	Data types describing alternative data types or combinations of data types .....	161

6.7.6.5	Binary data .....	161
6.7.6.5.1	Binary Data Types .....	161
6.7.7	Error Handling .....	162
6.7.7.1	General .....	162
6.7.7.2	Protocol Errors .....	162
6.7.7.3	Application Errors .....	162
6.7.8	Feature negotiation .....	162
6.7.9	Security .....	162
6.8	UAE_NTZManagement Service API .....	163
6.8.1	Introduction .....	163
6.8.2	Usage of HTTP .....	163
6.8.3	Resources .....	163
6.8.3.1	Overview .....	163
6.8.3.2	Resource: NTZ Configurations .....	164
6.8.3.2.1	Description .....	164
6.8.3.2.2	Resource Definition .....	164
6.8.3.2.3	Resource Standard Methods .....	164
6.8.3.2.3.1	GET .....	164
6.8.3.2.3.2	POST .....	165
6.8.3.2.4	Resource Custom Operations .....	166
6.8.3.3	Resource: Individual NTZ Configuration .....	166
6.8.3.3.1	Description .....	166
6.8.3.3.2	Resource Definition .....	166
6.8.3.3.3	Resource Standard Methods .....	166
6.8.3.3.3.1	GET .....	166
6.8.3.3.3.2	PUT .....	167
6.8.3.3.3.3	PATCH .....	168
6.8.3.3.3.4	DELETE .....	170
6.8.3.3.4	Resource Custom Operations .....	170
6.8.4	Custom Operations without associated resources .....	171
6.8.5	Notifications .....	171
6.8.5.1	General .....	171
6.8.5.2	NTZ Configuration Completion Status Notification .....	171
6.8.5.2.1	Description .....	171
6.8.5.2.2	Target URI .....	171
6.8.5.2.3	Standard Methods .....	171
6.8.5.2.3.1	POST .....	171
6.8.5.3	NTZ Events Notification .....	172
6.8.5.3.1	Description .....	172
6.8.5.3.2	Target URI .....	172
6.8.5.3.3	Standard Methods .....	173
6.8.5.3.3.1	POST .....	173
6.8.6	Data Model .....	173
6.8.6.1	General .....	173
6.8.6.2	Structured data types .....	174
6.8.6.2.1	Introduction .....	174
6.8.6.2.2	Type: NTZConfigReq .....	175
6.8.6.2.3	Type: NTZConfigResp .....	175
6.8.6.2.4	Type: NTZConfig .....	175
6.8.6.2.5	Type: NTZConfigPatch .....	175
6.8.6.2.6	Type: NTZPolicy .....	176
6.8.6.2.7	Type: NTZConfigNotif .....	176
6.8.6.2.8	Type: NTZNotif .....	176
6.8.6.2.9	Type: NTZEventInfo .....	177
6.8.6.2.10	Type: TimeValidityReqs .....	177
6.8.6.2.11	Type: NTZTransInfo .....	177
6.8.6.2.12	Type: NTZEnforceInfo .....	178
6.8.6.2.13	Type: FreqBand .....	178
6.8.6.2.14	Type: AltitudeReqs .....	178
6.8.6.3	Simple data types and enumerations .....	178
6.8.6.3.1	Introduction .....	178
6.8.6.3.2	Simple data types .....	179

6.8.6.3.3	Enumeration: NTZConfigStatus.....	179
6.8.6.3.4	Enumeration: NTZEvent .....	179
6.8.6.3.5	Enumeration: TransStatus.....	179
6.8.6.3.6	Enumeration: FreqBandName .....	179
6.8.6.4	Data types describing alternative data types or combinations of data types .....	180
6.8.6.5	Binary data .....	180
6.8.6.5.1	Binary Data Types .....	180
6.8.7	Error Handling .....	180
6.8.7.1	General .....	180
6.8.7.2	Protocol Errors .....	180
6.8.7.3	Application Errors .....	180
6.8.8	Feature negotiation .....	180
6.8.9	Security .....	180
7	Using Common API Framework.....	181
7.1	General .....	181
7.2	Security .....	181
<b>Annex A (normative): OpenAPI specification .....</b>		<b>182</b>
A.1	General .....	182
A.2	UAE_C2OperationModeManagement API.....	183
A.3	UAE_RealtimeUAVStatus API .....	191
A.4	UAE_ChangeUSSManagement API.....	196
A.5	UAE_DAASupport API.....	205
A.6	UAE_UAVDynamicInfo API .....	214
A.7	UAE_FlightPathMonitoring API .....	220
A.8	UAE_FlightRouteSupport API.....	229
A.9	UAE_NTZManagement API.....	232
<b>Annex B (informative): Withdrawn API versions .....</b>		<b>241</b>
B.1	General .....	241
B.2	UAE_C2OperationModeManagement API.....	241
B.3	UAE_RealtimeUAVStatus API .....	241
B.4	UAE_ChangeUSSManagement API.....	241
B.5	UAE_DAASupport API.....	241
B.6	UAE_UAVDynamicInfo API .....	242
B.7	UAE_FlightPathMonitoring API .....	243
B.8	UAE_FlightRouteSupport API.....	244
B.9	UAE_NTZManagement API.....	245
<b>Annex C (informative): Change history .....</b>		<b>246</b>
History .....		248

---

# Foreword

This Technical Specification has been produced by the 3rd Generation Partnership Project (3GPP).

The contents of the present document are subject to continuing work within the TSG and may change following formal TSG approval. Should the TSG modify the contents of the present document, it will be re-released by the TSG with an identifying change of release date and an increase in version number as follows:

Version x.y.z

where:

- x the first digit:
  - 1 presented to TSG for information;
  - 2 presented to TSG for approval;
  - 3 or greater indicates TSG approved document under change control.
- y the second digit is incremented for all changes of substance, i.e. technical enhancements, corrections, updates, etc.
- z the third digit is incremented when editorial only changes have been incorporated in the document.

In the present document, modal verbs have the following meanings:

- shall** indicates a mandatory requirement to do something
- shall not** indicates an interdiction (prohibition) to do something

The constructions "shall" and "shall not" are confined to the context of normative provisions, and do not appear in Technical Reports.

The constructions "must" and "must not" are not used as substitutes for "shall" and "shall not". Their use is avoided insofar as possible, and they are not used in a normative context except in a direct citation from an external, referenced, non-3GPP document, or so as to maintain continuity of style when extending or modifying the provisions of such a referenced document.

- should** indicates a recommendation to do something
- should not** indicates a recommendation not to do something
- may** indicates permission to do something
- need not** indicates permission not to do something

The construction "may not" is ambiguous and is not used in normative elements. The unambiguous constructions "might not" or "shall not" are used instead, depending upon the meaning intended.

- can** indicates that something is possible
- cannot** indicates that something is impossible

The constructions "can" and "cannot" are not substitutes for "may" and "need not".

- will** indicates that something is certain or expected to happen as a result of action taken by an agency the behaviour of which is outside the scope of the present document
- will not** indicates that something is certain or expected not to happen as a result of action taken by an agency the behaviour of which is outside the scope of the present document
- might** indicates a likelihood that something will happen as a result of action taken by some agency the behaviour of which is outside the scope of the present document

**might not** indicates a likelihood that something will not happen as a result of action taken by some agency the behaviour of which is outside the scope of the present document

In addition:

**is** (or any other verb in the indicative mood) indicates a statement of fact

**is not** (or any other negative verb in the indicative mood) indicates a statement of fact

The constructions "is" and "is not" do not indicate requirements.

---

# 1 Scope

The present document specifies the stage 3 Protocol and data model for the UAS Application Enabler (UAE) Server services, for enabling the support of Uncrewed Aerial System (UAS) applications over 3GPP networks. It provides stage 3 protocol definitions and message flows, and specifies the API for each service offered by the UAE Server.

The stage 2 application layer architecture for Uncrewed Aerial System (UAS), functional requirements, procedures and information flows necessary for enabling Uncrewed Aerial System (UAS) applications over 3GPP networks are specified in 3GPP TS 23.255 [6].

The common protocol and interface aspects for API definition are specified in clause 5.2 of 3GPP TS 29.122 [2].

---

# 2 References

The following documents contain provisions which, through reference in this text, constitute provisions of the present document.

- References are either specific (identified by date of publication, edition number, version number, etc.) or non-specific.
- For a specific reference, subsequent revisions do not apply.
- For a non-specific reference, the latest version applies. In the case of a reference to a 3GPP document (including a GSM document), a non-specific reference implicitly refers to the latest version of that document in the same Release as the present document.

- [1] 3GPP TR 21.905: "Vocabulary for 3GPP Specifications".
- [2] 3GPP TS 29.122: "T8 reference point for Northbound Application Programming Interfaces (APIs)".
- [3] 3GPP TS 29.501: "5G System; Principles and Guidelines for Services Definition; Stage 3".
- [4] OpenAPI: "OpenAPI Specification Version 3.0.0", <https://spec.openapis.org/oas/v3.0.0>.
- [5] 3GPP TR 21.900: "Technical Specification Group working methods".
- [6] 3GPP TS 23.255: "Application layer support for Uncrewed Aerial System (UAS); Functional architecture and information flows".
- [7] 3GPP TS 29.571: "5G System; Common Data Types for Service Based Interfaces; Stage 3".
- [8] 3GPP TS 29.572: "5G System; Location Management Services; Stage 3".
- [9] 3GPP TS 23.222: "Common API Framework for 3GPP Northbound APIs; Stage 2".
- [10] 3GPP TS 29.222: "Common API Framework for 3GPP Northbound APIs; Stage 3".
- [11] 3GPP TS 33.122: "Security aspects of Common API Framework (CAPIF) for 3GPP northbound APIs".
- [12] IETF RFC 6749: "The OAuth 2.0 Authorization Framework".
- [13] 3GPP TS 29.558: "Enabling Edge Applications; Application Programming Interface (API) specification; Stage 3".
- [14] 3GPP TS 29.523: "5G System; Policy Control Event Exposure Service; Stage 3".
- [15] 3GPP TS 29.555: "5G System; 5G Direct Discovery Name Management Services; Stage 3".
- [16] 3GPP TS 36.101: "Evolved Universal Terrestrial Radio Access (E-UTRA); User Equipment (UE) radio transmission and reception".

- [17] 3GPP TS 38.101-1: "NR; User Equipment (UE) radio transmission and reception; Part 1: Range 1 Standalone".

---

## 3 Definitions, symbols and abbreviations

### 3.1 Definitions

For the purposes of the present document, the terms and definitions given in 3GPP TR 21.905 [1] and the following apply. A term defined in the present document takes precedence over the definition of the same term, if any, in 3GPP TR 21.905 [1].

For the purpose of the present document, the terms and definitions given in clause 3 of 3GPP TS 23.255 [6] also apply, including the ones referencing other specifications.

**Topological area:** Refers to to an area/location information that is expressed in the form of a collection of network topology based area/location information (e.g., list of tracking area(s) and/or list of cell(s)) using the corresponding identifiers (e.g., list of TAIs and/or list of cell IDs).

### 3.2 Symbols

Void.

### 3.3 Abbreviations

For the purposes of the present document, the abbreviations given in 3GPP TR 21.905 [1] and the following apply. An abbreviation defined in the present document takes precedence over the definition of the same abbreviation, if any, in 3GPP TR 21.905 [1].

BVLOS	Beyond Visual Line Of Sight
C2	Command and Control
CAA	Civil Aviation Authorities
DAA	Detect And Avoid
LDGS	Local DAA Ground Station
NTZ	No-Transmit Zone
RSRP	Reference Signal Received Power
UAE	UAS Application Enabler
UAS	Uncrewed Aerial System
UASS	UAS Application Specific Server
UAV	Uncrewed Aerial Vehicle
UAV-C	Uncrewed Aerial Vehicle – Controller
USS	UAS Service Supplier
UTM	UAS Traffic Management
LUN	Local USS Network

# 4 Overview

The UAS Application Enabler (UAE) Server forms part of the UAS application enabler layer that aims to ensure the efficient use and deployment of UAS over 3GPP systems. The UAE Server supports for this purpose, among other functionalities defined in 3GPP TS 23.255 [6], the following functionalities:

- UAS application layer support functions to a UASS (e.g. USS/UTM) over the Us reference point, i.e.:
- C2 operation mode configuration management for a UAS (i.e. pair of UAV and UAV-C);
- C2 communication modes switching control and management for a UAS (i.e. pair of UAV and UAV-C);
- Real-Time UAV Connection Status Monitoring and Location reporting;
- USS change management;
- DAA management;
- UAV dynamic information management;
- real-time UAV flight path monitoring assistance management;
- UAS provided flight routes management; and
- NTZ management;

and

- interaction with other UAE Servers over the UAE-E reference point, in order to support distributed UAE Server deployments.

Figure 4-1 shows the reference model of the UAS Application Layer, with a focus on the UAE Server:

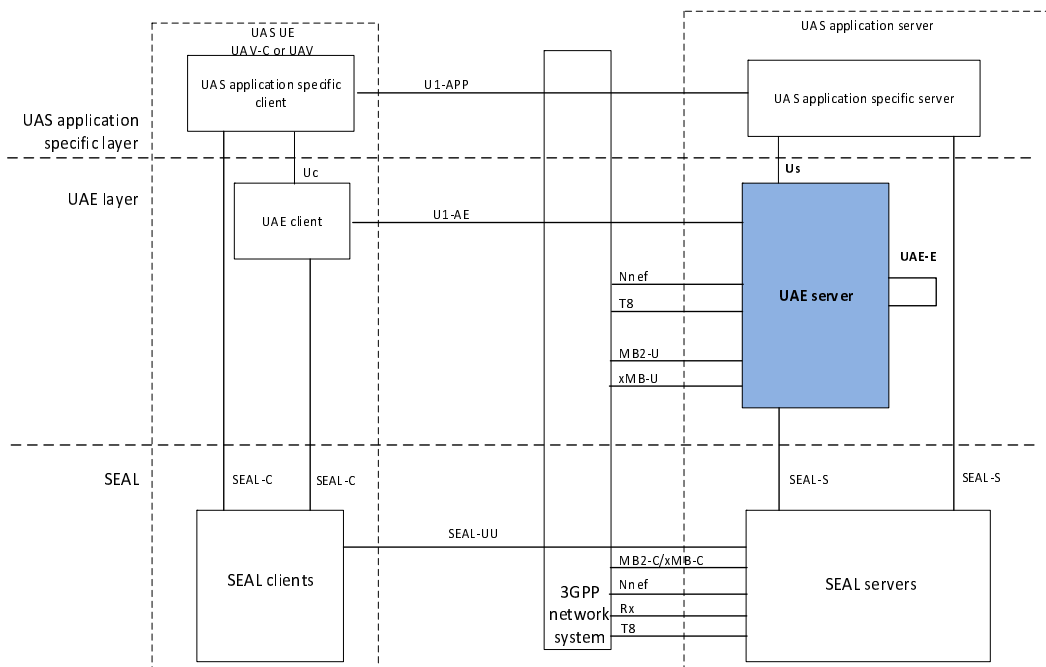


Figure 4-1: UAS Application Layer functional model

## 5 Services offered by the UAE Server

### 5.1 Introduction

The UAE Server provides the following services:

- UAE\_C2OperationModeManagement
- UAE\_RealtimeUAVStatus
- UAE\_ChangeUSSManagement
- UAE\_DAASupport
- UAE\_UAVDynamicInfo
- UAE\_FlightPathMonitoring
- UAE\_FlightRouteSupport
- UAE\_NTZManagement

Table 5.1-1 summarizes the corresponding APIs defined in this specification.

**Table 5.1-1: API Descriptions**

Service Name	Clause	Description	OpenAPI Specification File	API Name	Annex
UAE_C2OperationModeManagement	5.2	UAE Server C2 Operation Mode Management Service	TS29257_UAE_C2OperationModeManagement.yaml	uae-c2opmode-mngt	A.2
UAE_RealtimeUAVStatus	5.3	UAE Server Real-time UAV Status Service	TS29257_UAE_RealtimeUAVStatus.yaml	uae-uav-status	A.3
UAE_ChangeUSSManagement	5.4	UAE Server USS Change Management Service	TS29257_UAE_ChangeUSSManagement.yaml	uae-ucm	A.4
UAE_DAASupport	5.5	UAE Server DAA Support Service	TS29257_UAE_DAASupport.yaml	uae-daa	A.5
UAE_UAVDynamicInfo	5.6	UAE Server UAV Dynamic Information Service	TS29257_UAE_UAVDynamicInfo.yaml	uae-udi	A.6
UAE_FlightPathMonitoring	5.7	UAE Server Flight Path Monitoring Service	TS29257_UAE_FlightPathMonitoring.yaml	uae-fpm	A.7
UAE_UAE_FlightRouteSupport	5.8	UAE Server Flight Route Support Service	TS29257_UAE_FlightRouteSupport.yaml	uae-frs	A.8
UAE_NTZManagement	5.9	UAE NTZ Management Service	TS29257_UAE_NTZManagement.yaml	uae-ntz	A.9

NOTE: When 3GPP TS 29.122 [2] is referenced for the common protocol and interface aspects for API definition in the clauses under clause 5, the UAE Server takes the role of the SCEF and the service consumer takes the role of the SCS/AS.

## 5.2 UAE\_C2OperationModeManagement Service

### 5.2.1 Service Description

The UAE\_C2OperationModeManagement service exposed by the UAE Server enables a service consumer to:

- communicate C2 operation mode configuration information to the UAE Server for a UAS (i.e. pair of UAV and UAV-C);
- receive notifications from the UAE Server on the C2 operation mode management completion;
- receive notifications from the UAE Server on the C2 communication mode selected by a UAS (i.e. pair of UAV and UAV-C); and
- receive notifications from the UAE Server when C2 communication mode switching is carried out and decide whether to authorize it or not.

### 5.2.2 Service Operations

#### 5.2.2.1 Introduction

The service operations defined for the UAE\_C2OperationModeManagement service are shown in table 5.2.2.1-1.

**Table 5.2.2.1-1: UAE\_C2OperationModeManagement Service Operations**

Service Operation Name	Description	Initiated by
UAE_C2OperationModeManagement_Initiate	This service operation enables a service consumer to initiate the configuration of C2 operation modes for a UAS (i.e. pair of UAV and UAV-C) by communicating the associated C2 operation mode configuration information to the UAE Server.	e.g. UASS
UAE_C2OperationModeManagement_Notify	This service operation enables a UAE Server to notify a previously subscribed service consumer either: <ul style="list-style-type: none"> <li>- on C2 operation mode management completion;</li> <li>- on the C2 communication mode selected by a UAS (i.e. pair of UAV and UAV-C); or</li> <li>- when C2 communication mode switching is carried out. The service consumer may then confirm the targeted C2 communication mode switching or not.</li> </ul>	UAE Server

#### 5.2.2.2 UAE\_C2OperationModeManagement\_Initiate

##### 5.2.2.2.1 General

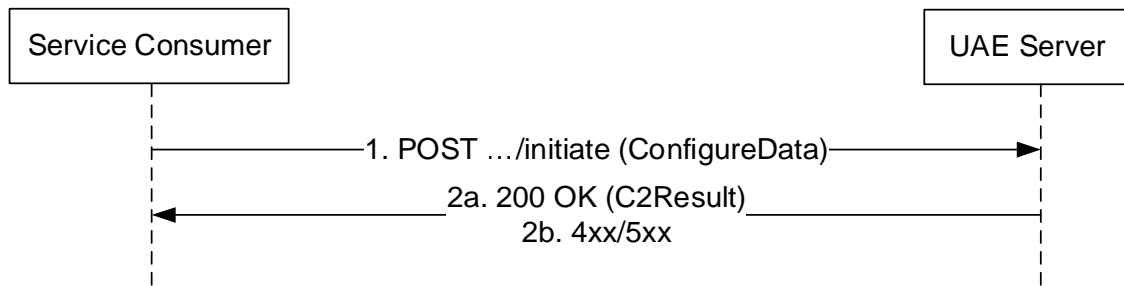
This service operation is used by a service consumer to request the provisioning of C2 operation mode configuration information for a UAS (i.e., pair of UAV and UAV-C) to the UAE Server.

The following procedures are supported by the "UAE\_C2OperationModeManagement\_Initiate" service operation:

- C2 Operation Mode Initiation.

##### 5.2.2.2.2 C2 Operation Mode Initiation

Figure 5.2.2.2.2-1 depicts a scenario where a service consumer sends a request to the UAE Server to request the provisioning of C2 operation mode configuration information for a UAS (i.e., pair of UAV and UAV-C) (see also clause 7.4 of 3GPP TS 23.255 [6]).



**Figure 5.2.2.2-1: C2 Operation Mode Initiation procedure**

1. The service consumer shall send for this purpose an HTTP POST request (custom operation: "Initiate") to the UAE Server, with the request URI set to "{apiRoot}/uae-c2opmode-mngt/<apiVersion>/initiate" and the request body including the ConfigureData data structure.
- 2a. Upon success, the UAE Server shall respond with an HTTP "200 OK" status code with the response body including the feedback from the UAE Server within the C2Result data structure.
- 2b. On failure, the appropriate HTTP status code indicating the error shall be returned and appropriate additional error information should be returned in the HTTP POST response body, as specified in clause 6.1.7.

### 5.2.2.3 UAE\_C2OperationModeManagement\_Notify

#### 5.2.2.3.1 General

This service operation is used by a UAE Server to notify a previously subscribed service consumer either:

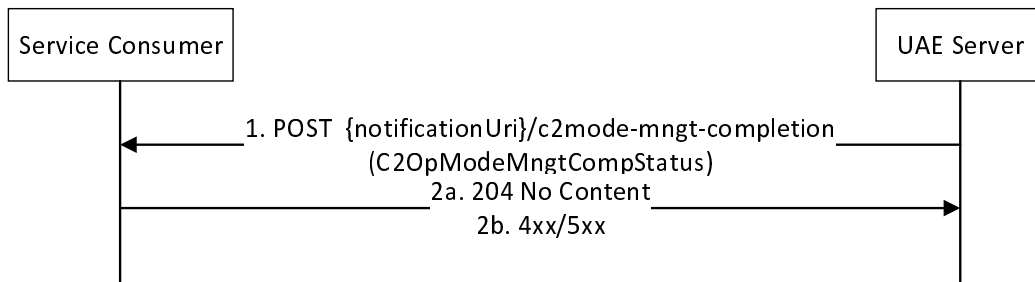
- on C2 operation mode management completion;
- on the C2 communication mode selected by a UAS (i.e. pair of UAV and UAV-C); or
- when C2 communication mode switching is carried out. For the latter, the service consumer may then confirm the targeted C2 communication mode switching or not.

The following procedures are supported by the "UAE\_C2OperationModeManagement\_Notify" service operation:

- C2 Operation Mode Management Completion Notification.
- Selected C2 Communication Mode Notification.
- C2 Communication Mode Switching Notification.

#### 5.2.2.3.2 C2 Operation Mode Management Completion Notification

Figure 5.2.2.3.2-1 depicts a scenario where the UAE Server sends a request to notify a previously subscribed service consumer on the C2 operation mode management completion status for a UAS (i.e., pair of UAV and UAV-C). See also clause 7.4 of 3GPP TS 23.255[6].



**Figure 5.2.2.3.2-1: C2 Operation Mode Management Completion Notification procedure**

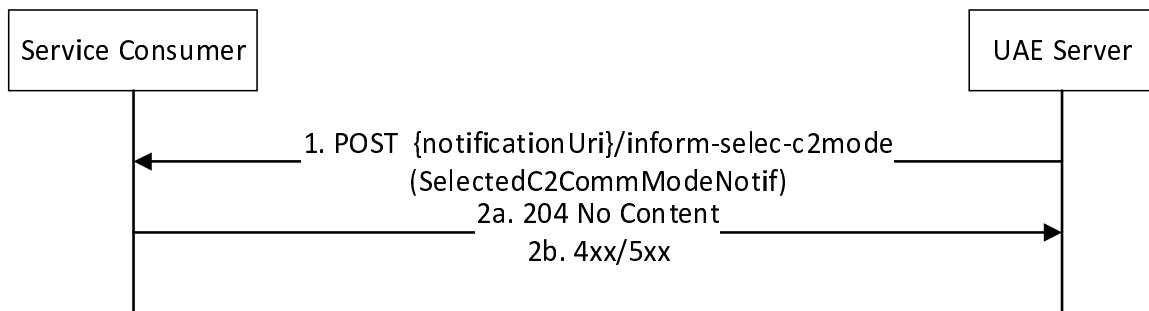
1. The UAE Server shall send for this purpose an HTTP POST request to the service consumer with the request URI set to "{notificationUri}/c2mode-mngt-completion", where the "notificationUri" variable is set to the value received from the service consumer during the C2 Operation Mode Initiation procedure defined in clause 5.2.2.2, and the request body including the C2OpModeMngtCompStatus data structure.
- 2a. Upon success, the service consumer shall respond to the UAE Server with an HTTP "204 No Content" status code to acknowledge the successful reception of the notification.

If the service consumer is not able to handle the notification request, it may respond with an HTTP "307 Temporary Redirect" status code or an HTTP "308 Permanent Redirect" status code including an HTTP "Location" header containing an alternative URI representing the end point of an alternative service consumer towards which the notification should be sent, as defined in clause 5.2.10 of 3GPP TS 29.122 [2].

- 2b. On failure, the appropriate HTTP status code indicating the error shall be returned and appropriate additional error information should be returned in the HTTP POST response body, as specified in clause 6.1.7.

### 5.2.2.3.3 Selected C2 Communication Mode Notification

Figure 5.2.2.3.3-1 depicts a scenario where the UAE Server sends a request to notify a previously subscribed service consumer on the C2 communication mode selected by a UAS (i.e., pair of UAV and UAV-C). See also clause 7.4 of 3GPP TS 23.255 [6].



**Figure 5.2.2.3.3-1: Selected C2 Communication Mode Notification procedure**

1. The UAE Server shall send for this purpose an HTTP POST request to the service consumer with the request URI set to "{notificationUri}/inform-selec-c2mode", where the "notificationUri" variable is set to the value received from the service consumer during the C2 Operation Mode Initiation procedure defined in clause 5.2.2.2, and the request body including the SelectedC2CommModeNotif data structure.
- 2a. Upon success, the service consumer shall respond to the UAE Server with an HTTP "204 No Content" status code to acknowledge the successful reception of the notification.

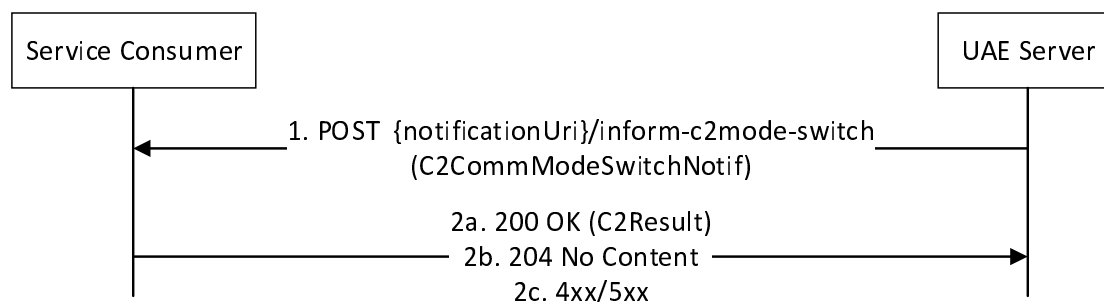
If the service consumer is not able to handle the notification request, it may respond with an HTTP "307 Temporary Redirect" status code or an HTTP "308 Permanent Redirect" status code including an HTTP

"Location" header containing an alternative URI representing the end point of an alternative service consumer towards which the notification should be sent, as defined in clause 5.2.10 of 3GPP TS 29.122 [2].

- 2b. On failure, the appropriate HTTP status code indicating the error shall be returned and appropriate additional error information should be returned in the HTTP POST response body, as specified in clause 6.1.7.

#### 5.2.2.3.4 C2 Communication Mode Switching Notification

Figure 5.2.2.3.4-1 depicts a scenario where the UAE Server sends a request to notify a previously subscribed service consumer on the targeted C2 communication mode switching for a UAS (i.e., pair of UAV and UAV-C) and may request confirmation from the service consumer. See also clause 7.4 of 3GPP TS 29.255 [6].



**Figure 5.2.2.3.4-1: C2 Communication Mode Switching Notification procedure**

1. The UAE Server shall send for this purpose an HTTP POST request to the service consumer with the request URI set to "{notificationUri}/inform-c2mode-switch", where the "notificationUri" is set to the value received from the service consumer during the C2 Operation Mode Initiation procedure defined in clause 5.2.2.2, and the request body including the C2CommModeSwitchNotif data structure.

2a. Upon success:

- if the service consumer has to confirm (i.e., approve) the C2 Communication Mode switching operation to the UAE Server, the service consumer shall respond with an HTTP "200 OK" status code with the response body including the feedback from the service consumer within the C2Result data structure.; and
- otherwise, if the service consumer does not have to confirm (i.e., approve) the C2 Communication Mode switching operation to the UAE Server, the service consumer shall respond to the UAE Server with an HTTP "204 No Content" status code to acknowledge the successful reception of the notification.

If the service consumer is not able to handle the notification request, it may respond with an HTTP "307 Temporary Redirect" status code or an HTTP "308 Permanent Redirect" status code including an HTTP "Location" header containing an alternative URI representing the end point of an alternative service consumer towards which the notification should be sent, as defined in clause 5.2.10 of 3GPP TS 29.122 [2].

- 2c. On failure, the appropriate HTTP status code indicating the error shall be returned and appropriate additional error information should be returned in the HTTP POST response body, as specified in clause 6.1.7.

## 5.3 UAE\_RealtimeUAVStatus Service

### 5.3.1 Service Description

The UAE\_RealtimeUAVStatus service exposed by the UAE Server enables a service consumer to:

- subscribe to real-time UAV status information reporting;
- update an existing real-time UAV status information reporting subscription;
- receive real-time UAV status notifications; and
- unsubscribe from real-time UAV status information reporting.

The UAV status information includes the UAV network connection status information and the UAV location information.

### 5.3.2 Service Operations

#### 5.3.2.1 Introduction

The service operations defined for the UAE\_RealtimeUAVStatus service are shown in table 5.3.2.1-1.

**Table 5.3.2.1-1: UAE\_RealtimeUAVStatus Service Operations**

Service Operation Name	Description	Initiated by
UAE_RealtimeUAVStatus_Subscribe	This service operation enables a service consumer to subscribe to real-time UAV status information reporting or update an existing real-time UAV status information reporting subscription.	e.g. UASS
UAE_RealtimeUAVStatus_Unsubscribe	This service operation enables a service consumer to unsubscribe from real-time UAV status information reporting.	e.g. UASS
UAE_RealtimeUAVStatus_Notify	This service operation enables a UAE Server to notify a previously subscribed service consumer on real-time UAV status information.	UAE Server

#### 5.3.2.2 UAE\_RealtimeUAVStatus\_Subscribe

##### 5.3.2.2.1 General

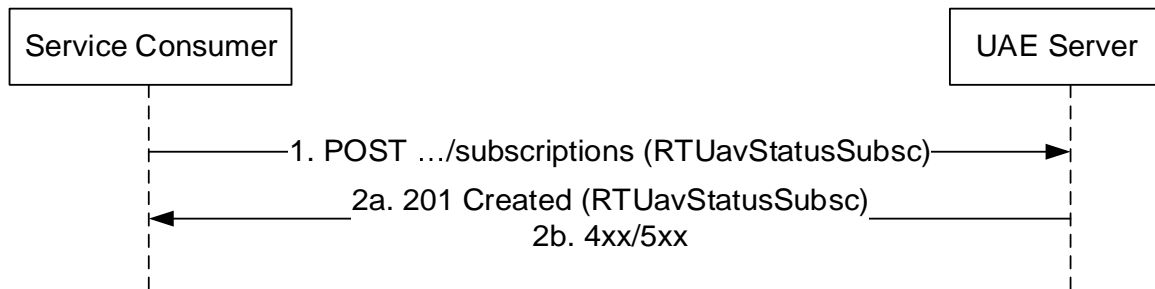
This service operation is used by a service consumer to subscribe to real-time UAV status information reporting or update an existing real-time UAV status information reporting subscription.

The following procedures are supported by the "UAE\_RealtimeUAVStatus\_Subscribe" service operation:

- Subscribe to real-time UAV status information reporting.
- Update an existing real-time UAV status information reporting subscription.

##### 5.3.2.2.2 Subscribe to real-time UAV status information reporting

Figure 5.3.2.2.2-1 depicts a scenario where a service consumer sends a request to the UAE Server to request the creation of a subscription to real-time UAV status information reporting (see also clause 7.5 of 3GPP TS 23.255 [6]).

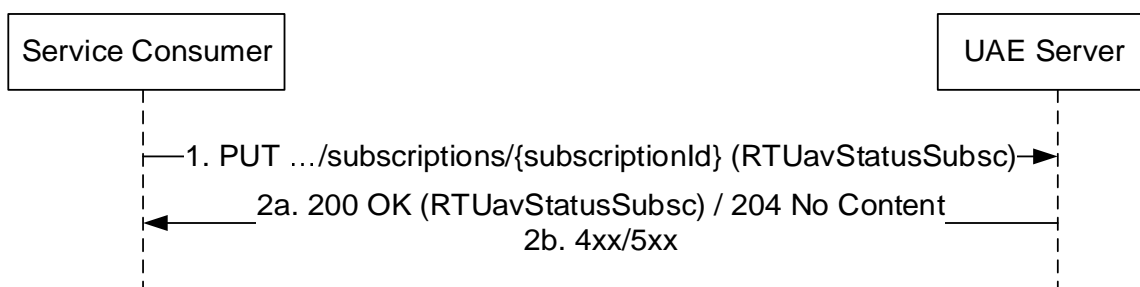


**Figure 5.3.2.2.2-1: Procedure for subscribing to real-time UAV status information reporting**

1. In order to subscribe to real-time UAV status reporting, the service consumer shall send an HTTP POST request to the UAE Server, with the request URI set to "{apiRoot}/uae-uav-status/<apiVersion>/subscriptions" and the request body including the RTUavStatusSubsc data structure that shall contain:
  - the identifier of the service consumer that is sending the request, within the "uassId" attribute;
  - the identifier(s) of the target UAV(s) to which the subscription is related, within the "uavIds" attribute;
  - the notification URI via which the service consumer desires to receive real-time UAV status notifications from the UAE Server, within the "notificationUri" attribute; and
  - the list of features supported by the service consumer among the ones defined in clause 6.2.8, within the "suppFeat" attribute.
- 2a. Upon success, the UAE Server shall respond with an HTTP "201 Created" status code with the response body containing a representation of the created Individual Real-time UAV Status Subscription resource within the RTUavStatusSubsc data structure.
- 2b. On failure, the appropriate HTTP status code indicating the error shall be returned and appropriate additional error information should be returned in the HTTP POST response body.

### 5.3.2.2.3 Update an existing real-time UAV status information reporting subscription

Figure 5.3.2.2.3-1 depicts a scenario where a service consumer sends a request to the UAE Server to request the update of an existing subscription to real-time UAV status information reporting.



**Figure 5.3.2.2.3-1: Procedure for updating a real-time UAV status information reporting subscription**

1. In order to update an existing real-time UAV status reporting subscription, the service consumer shall send an HTTP PUT request to the UAE Server, with the request URI set to "{apiRoot}/uae-uav-status/<apiVersion>/subscriptions/{subscriptionId}", requesting to update the Individual Real-time UAV Status Subscription resource identified by the provided "subscriptionId" path segment. The request body shall include an updated representation of the resource within the RTUavStatusSubsc data structure that shall contain:

- the identifier of the service consumer that is sending the request, within the "uassId" attribute;

NOTE: An alternative service consumer than the one that requested the creation of the subscription resource can send this subscription update request.

- the same or an updated list of identifier(s) of the target UAV(s) to which the subscription is related, within the "uavIds" attribute; and
- the same or an updated notification URI via which the service consumer desires to receive real-time UAV status notifications from the UAE Server, within the "notificationUri" attribute.

2a. Upon success, the UAE Server shall update the concerned Individual Real-time UAV Status Subscription resource accordingly and respond with either:

- an HTTP "200 OK" status code with the response body containing a representation of the updated Individual Real-time UAV Status Subscription resource within the RTUavStatusSubsc data structure; or
- an HTTP "204 No Content" status code.

If the UAE Server is not able to handle the request, it may respond with an HTTP "307 Temporary Redirect" status code or an HTTP "308 Permanent Redirect" status code including an HTTP "Location" header containing an alternative URI of the resource located in an alternative UAE Server, as defined in clause 5.2.10 of 3GPP TS 29.122 [2].

2b. On failure, the appropriate HTTP status code indicating the error shall be returned and appropriate additional error information should be returned in the HTTP PUT response body.

### 5.3.2.3 UAE\_RealtimeUAVStatus\_Unsubscribe

#### 5.3.2.3.1 General

This service operation is used by a service consumer to unsubscribe from real-time UAV status information reporting.

The following procedures are supported by the "UAE\_RealtimeUAVStatus\_Unsubscribe" service operation:

- Unsubscribe from real-time UAV status information reporting.

#### 5.3.2.3.2 Unsubscribe from real-time UAV status information reporting

Figure 5.3.2.3.2-1 depicts a scenario where a service consumer sends a request to the UAE Server to request the deletion of an existing Individual Real-time UAV Status Subscription resource (see also clause 7.5 of 3GPP TS 29.255 [6]).

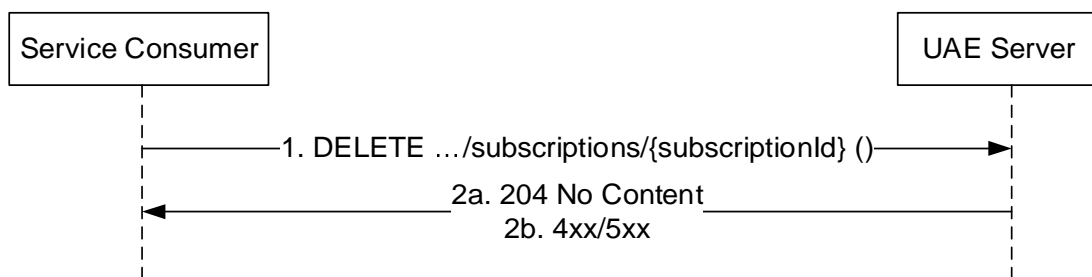


Figure 5.3.2.3.2-1: Procedure for unsubscribing from real-time UAV status information reporting

1. In order to unsubscribe from real-time UAV status reporting, the service consumer shall send an HTTP DELETE request to the UAE Server, with the request URI set to "{apiRoot}/uae-uav-status/<apiVersion>/subscriptions/{subscriptionId}", requesting to delete the Individual Real-time UAV Status Subscription resource identified by the provided "subscriptionId" path segment.

2a. Upon success, the UAE Server shall respond with an HTTP "204 No Content" status code.

If the UAE Server is not able to handle the request, it may respond with an HTTP "307 Temporary Redirect" status code or an HTTP "308 Permanent Redirect" status code including an HTTP "Location" header containing an alternative URI of the resource located in an alternative UAE Server, as defined in clause 5.2.10 of 3GPP TS 29.122 [2].

2b. On failure, the appropriate HTTP status code indicating the error shall be returned and appropriate additional error information should be returned in the HTTP DELETE response body.

## 5.3.2.4 UAE\_RealtimeUAVStatus\_Notify

### 5.3.2.4.1 General

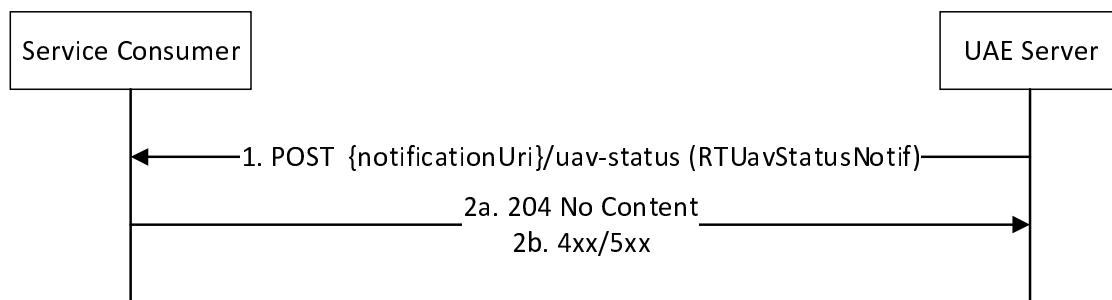
This service operation is used by a UAE Server to notify a previously subscribed service consumer on real-time UAV status information. See also clause 7.5 of 3GPP TS 23.255 [6].

The following procedures are supported by the "UAE\_RealtimeUAVStatus\_Notify" service operation:

- Real-time UAV Status Notification.

### 5.3.2.4.2 Real-time UAV Status Notification

Figure 5.3.2.4.2-1 depicts a scenario where the UAE Server sends a request to notify a previously subscribed service consumer on real-time UAV status information. See also clause 7.5 of 3GPP TS 23.255 [6].



**Figure 5.3.2.4.2-1: Real-time UAV Status Notification procedure**

1. The UAE Server shall send for this purpose an HTTP POST request to the service consumer with the request URI set to "{notificationUri}/uav-status", where the "notificationUri" is set to the value received from the service consumer during the real-time UAV status reporting subscription creation/update procedures defined in clause 5.3.2.2, and the request body including the RTUavStatusNotif data structure that shall contain:

- The identifier of the Individual Real-time UAV Status Subscription to which the notification is related, within the "subscriptionId" attribute; and
- The real-time UAV status information for the concerned UAV(s), within the "rTUavStatus" attribute.

2a. Upon success, the service consumer shall respond with an HTTP "204 No Content" status code to acknowledge the reception of the notification to the UAE Server.

If the service consumer is not able to handle the notification request, it may respond with an HTTP "307 Temporary Redirect" status code or an HTTP "308 Permanent Redirect" status code including an HTTP "Location" header containing an alternative URI representing the end point of an alternative service consumer where the notification should be sent, as defined in clause 5.2.10 of 3GPP TS 29.122 [2].

2b. On failure, the appropriate HTTP status code indicating the error shall be returned and appropriate additional error information should be returned in the HTTP POST response body.

## 5.4 UAE\_ChangeUSSManagement Service

### 5.4.1 Service Description

The UAE\_ChangeUSSManagement service exposed by the UAE Server enables a service consumer to:

- create/update/delete USS Change Policy(ies);
- request USS change; and
- receive notifications on USS Change related event(s).

### 5.4.2 Service Operations

#### 5.4.2.1 Introduction

The service operations defined for the UAE\_ChangeUSSManagement service are shown in table 5.4.2.1-1.

**Table 5.4.2.1-1: UAE\_ChangeUSSManagement Service Operations**

Service Operation Name	Description	Initiated by
UAE_ChangeUSSManagement_ManageUSS	This service operation enables a service consumer to create/update/delete a USS Change Policy.	e.g., UASS
UAE_ChangeUSSManagement_RequestUSSChange	This service operation enables a service consumer to trigger USS change.	e.g., UASS
UAE_ChangeUSSManagement_Notify	This service operation enables a UAE Server to notify a previously subscribed service consumer on USS Change related event(s).	UAE Server

#### 5.4.2.2 UAE\_ChangeUSSManagement\_ManageUSS

##### 5.4.2.2.1 General

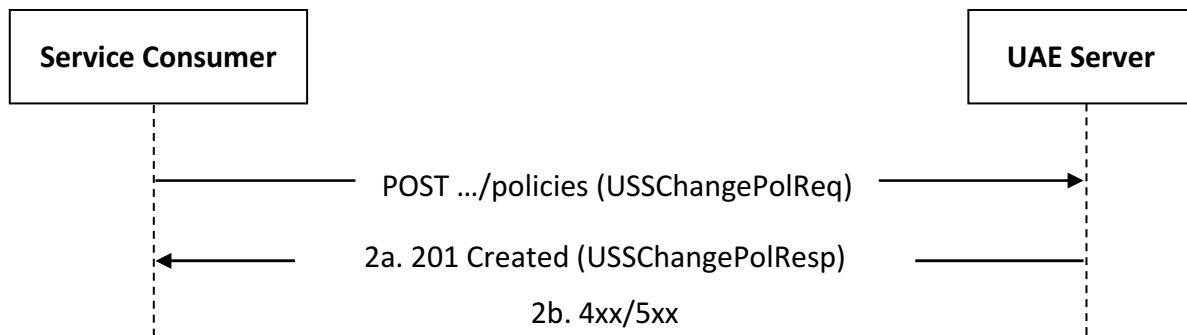
This service operation is used by a service consumer to request the creation/update/deletion of a USS Change Policy at the UAE Server.

The following procedures are supported by the "UAE\_ChangeUSSManagement\_ManageUSS" service operation:

- USS Change Policy Creation.
- USS Change Policy Update.
- USS Change Policy Deletion.

##### 5.4.2.2.2 USS Change Policy Creation

Figure 5.4.2.2.2-1 depicts a scenario where a service consumer sends a request to the UAE Server to create a USS Change Policy (see also clause 7.6 of 3GPP TS 23.255 [6]).

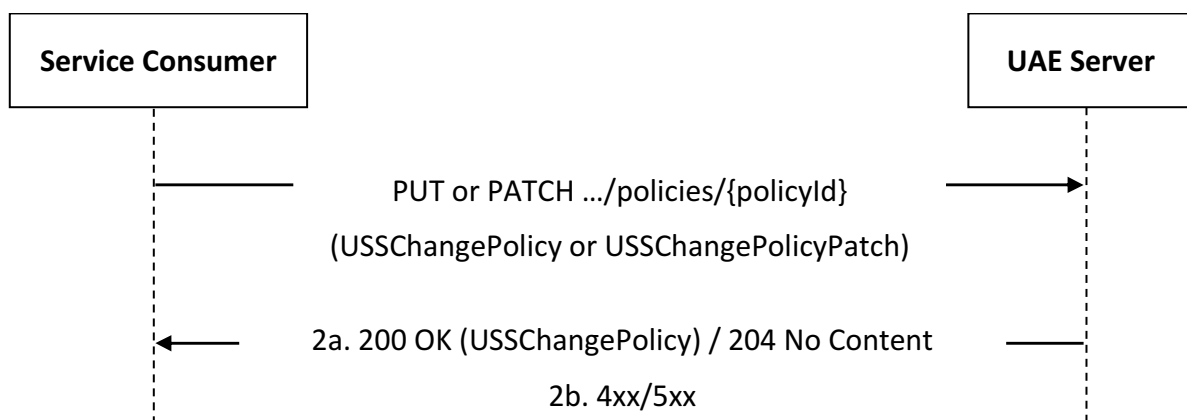


**Figure 5.4.2.2-1: Procedure for USS Change Policy Creation**

1. In order to request the creation of a USS Change Policy, the service consumer shall send an HTTP POST request to the UAE Server targeting the "USS Change Policies" resource, with the request body including the USSChangePolReq data structure.
- 2a. Upon success, the UAE Server shall respond with an HTTP "201 Created" status code with the response body containing a representation of the created "Individual USS Change Policy" resource and potentially additional information within the USSChangePolResp data structure.
- 2b. On failure, the appropriate HTTP status code indicating the error shall be returned and appropriate additional error information should be returned in the HTTP POST response body, as specified in clause 6.3.7.

#### 5.4.2.2.3 USS Change Policy Update

Figure 5.4.2.2.3-1 depicts a scenario where a service consumer sends a request to the UAE Server to update an existing USS Change Policy (see also clause 7.6 of 3GPP TS 23.255 [6]).



**Figure 5.4.2.2.3-1: Procedure for USS Change Policy Update**

1. In order to request the update/modification of an existing USS Change Policy, the service consumer shall send an HTTP PUT/PATCH request to the UAE Server targeting the corresponding "Individual USS Change Policy" resource, with the request body including either:
  - the updated representation of the resource within the USSChangePolicy data structure, in case the HTTP PUT method is used; or
  - the requested modifications to the resource within the USSChangePolicyPatch data structure, in case the HTTP PATCH method is used.

**NOTE:** An alternative service consumer (i.e. other than the one that requested the creation of the targeted resource) can initiate this request.

If the UAE Server is not able to handle the request, it may respond with an HTTP "307 Temporary Redirect" status code or an HTTP "308 Permanent Redirect" status code including an HTTP "Location" header containing an alternative URI of the resource located in an alternative UAE Server, as defined in clause 5.2.10 of 3GPP TS 29.122 [2].


2a. Upon success, the UAE Server shall respond with either:

- an HTTP "200 OK" status code with the response body containing a representation of the updated/modified "Individual USS Change Policy" resource within the USSChangePolicy data structure; or
- an HTTP "204 No Content" status code.

2b. On failure, the appropriate HTTP status code indicating the error shall be returned and appropriate additional error information should be returned in the HTTP PUT/PATCH response body, as specified in clause 6.3.7.

#### 5.4.2.2.4 USS Change Policy Deletion

Figure 5.4.2.2.4-1 depicts a scenario where a service consumer sends a request to the UAE Server to delete an existing USS Change Policy (see also clause 7.6 of 3GPP°TS°23.255°[6]).



**Figure 5.4.2.2.4-1: Procedure for USS Change Policy Deletion**

1. In order to request the deletion of an existing USS Change Policy, the service consumer shall send an HTTP DELETE request to the UAE Server targeting the corresponding "Individual USS Change Policy" resource.

NOTE: An alternative service consumer (i.e. other than the one that requested the creation of the targeted resource) can initiate this request.

2a. Upon success, the UAE Server shall respond with an HTTP "204 No Content" status code.

2b. On failure, the appropriate HTTP status code indicating the error shall be returned and appropriate additional error information should be returned in the HTTP DELETE response body, as specified in clause 6.3.7.

### 5.4.2.3 UAE\_ChangeUSSManagement\_RequestUSSChange

#### 5.4.2.3.1 General

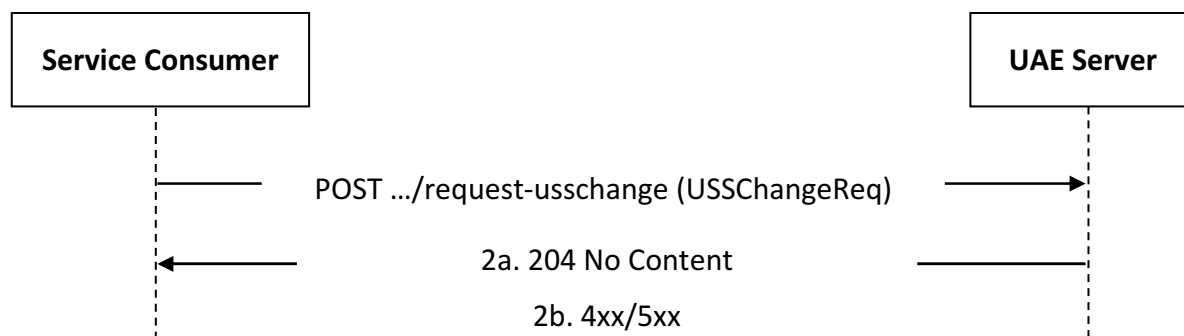
This service operation is used by a service consumer to request USS change.

The following procedures are supported by the "UAE\_ChangeUSSManagement\_RequestUSSChange" service operation:

- USS Change Request.

#### 5.4.2.3.2 USS Change Request

Figure 5.4.2.3.2-1 depicts a scenario where a service consumer sends a request to the UAE Server to request USS change (see also clause 7.6 of 3GPP°TS°23.255°[6]).



**Figure 5.4.2.3.2-1: Procedure for USS Change Request**

1. In order to request USS change, the service consumer shall send an HTTP POST request (custom operation: "RequestUssChange") to the UAE Server, with the request URI set to "{apiRoot}/uae-ucm/<apiVersion>/request-usschange", and the request body including the USSChangeReq data structure.

If the UAE Server is not able to handle the request, it may respond with an HTTP "307 Temporary Redirect" status code or an HTTP "308 Permanent Redirect" status code including an HTTP "Location" header containing an alternative URI of the resource located in an alternative UAE Server, as defined in clause 5.2.10 of 3GPP TS 29.122 [2].

2a. Upon success, the UAE Server shall respond with an HTTP "204 No Content" status code.

2b. On failure, the appropriate HTTP status code indicating the error shall be returned and appropriate additional error information should be returned in the HTTP POST response body, as specified in clause 6.3.7.

## 5.4.2.4 UAE\_ChangeUSSManagement\_Notify

### 5.4.2.4.1 General

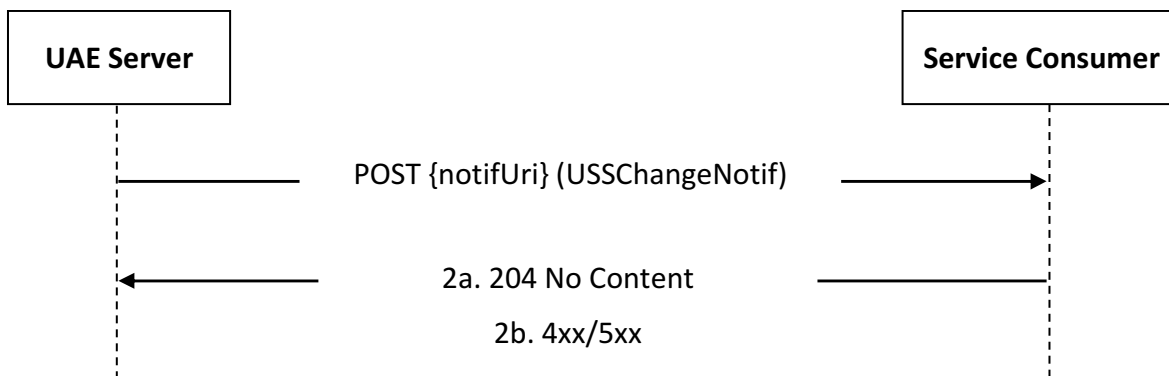
This service operation is used by a UAE Server to notify a previously subscribed service consumer on USS Change event(s).

The following procedures are supported by the "UAE\_ChangeUSSManagement\_Notify" service operation:

- USS Change Notification.

### 5.4.2.4.2 USS Change Notification

Figure 5.4.2.4.2-1 depicts a scenario where the UAE Server sends a request to notify a previously subscribed service consumer on USS Change event(s) (see also clause 7.6 of 3GPP TS 23.255 [6]).



**Figure 5.4.2.4.2-1: USS Change Notification procedure**

1. In order to notify a service consumer on USS Change event(s), the UAE Server shall send an HTTP POST request to the service consumer with the request URI set to "{notifUri}", where the "notifUri" variable is set to

the value received from the service consumer during the corresponding USS Change Policy Creation/Update procedure defined in clause 5.4.2.2, and the request body including the USSChangeNotif data structure.

If the service consumer is not able to handle the notification request, it may respond with an HTTP "307 Temporary Redirect" status code or an HTTP "308 Permanent Redirect" status code including an HTTP "Location" header containing an alternative URI representing the end point of an alternative service consumer towards which the notification should be sent, as defined in clause 5.2.10 of 3GPP TS 29.122 [2].

- 2a. Upon success, the service consumer shall respond to the UAE Server with an HTTP "204 No Content" status code to acknowledge the reception of the notification.
- 2b. On failure, the appropriate HTTP status code indicating the error shall be returned and appropriate additional error information should be returned in the HTTP POST response body, as specified in clause 6.3.7.

## 5.5 UAE\_DAASupport Service

### 5.5.1 Service Description

The UAE\_DAASupport service exposed by the UAE Server enables a service consumer to:

- create/update/delete DAA Policies;
- receive DAA Policy Configuration Completion Status notifications;
- receive DAA Events notifications; and
- inform about and request the management of the detected DAA related events.

### 5.5.2 Service Operations

#### 5.5.2.1 Introduction

The service operations defined for the UAE\_DAASupport service are shown in table 5.5.2.1-1.

**Table 5.5.2.1-1: UAE\_DAASupport Service Operations**

Service Operation Name	Description	Initiated by
UAE_DAASupport_Manage	This service operation enables a service consumer to create/update/delete a DAA Application Policy.	e.g. UASS
UAE_DAASupport_InformDAAEvents	This service operation enables a service consumer to send the detected DAA related events.	e.g. UASS
UAE_DAASupport_Notify	This service operation enables a UAE Server to notify a previously subscribed service consumer either: <ul style="list-style-type: none"> <li>- on DAA Policy Configuration Completion Status; or</li> <li>- on detected DAA related events.</li> </ul>	UAE Server

#### 5.5.2.2 UAE\_DAASupport\_Manage

##### 5.5.2.2.1 General

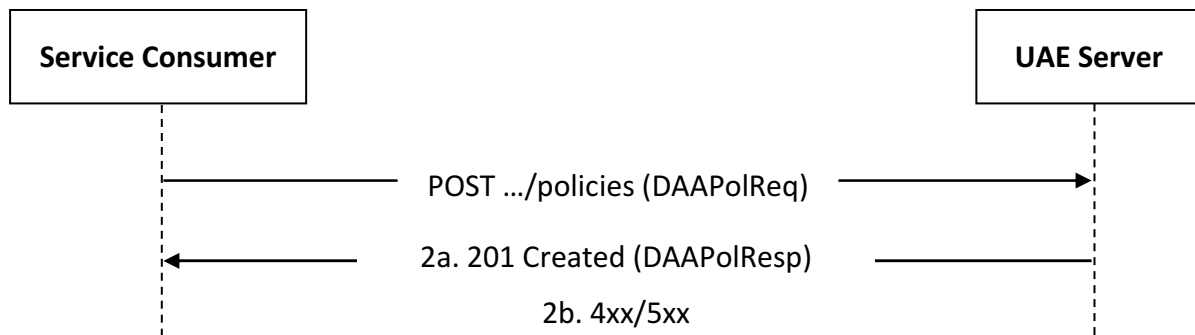
This service operation is used by a service consumer to request the creation/update/deletion of a DAA Policy at the UAE Server.

The following procedures are supported by the "UAE\_DAASupport\_Manage" service operation:

- DAA Policy Creation.
- DAA Policy Update.
- DAA Policy Deletion.

##### 5.5.2.2.2 DAA Policy Creation

Figure 5.5.2.2.2-1 depicts a scenario where a service consumer sends a request to the UAE Server to create a DAA Policy (see also clause 7.7 of 3GPP°TS°23.255°[6]).

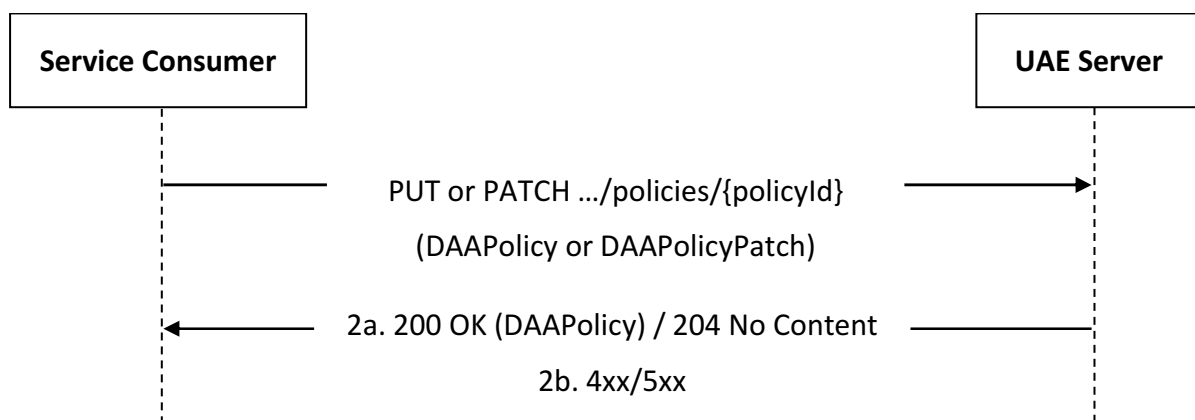


**Figure 5.5.2.2.2-1: Procedure for DAA Policy Creation**

1. In order to request the creation of a DAA Policy, the service consumer shall send an HTTP POST request to the UAE Server targeting the "DAA Policies" collection resource, with the request body including the DAAPolReq data structure.
- 2a. Upon success, the UAE Server shall respond with an HTTP "201 Created" status code with the response body containing a representation of the created "Individual DAA Policy" resource and potentially additional information within the DAAPolResp data structure.
- 2b. On failure, the appropriate HTTP status code indicating the error shall be returned and appropriate additional error information should be returned in the HTTP POST response body, as specified in clause 6.4.7.

### 5.5.2.2.3 DAA Policy Update

Figure 5.5.2.2.3-1 depicts a scenario where a service consumer sends a request to the UAE Server to update an existing DAA Policy (see also clause 7.7 of 3GPP TS 23.255 [6]).



**Figure 5.5.2.2.3-1: Procedure for DAA Policy Update**

1. In order to request the update/modification of an existing DAA Policy, the service consumer shall send an HTTP PUT/PATCH request to the UAE Server targeting the corresponding "Individual DAA Policy" resource, with the request body including either:
  - the updated representation of the resource within the DAAPolicy data structure, in case the HTTP PUT method is used; or
  - the requested modifications to the resource within the DAAPolicyPatch data structure, in case the HTTP PATCH method is used.

**NOTE:** An alternative service consumer (i.e. other than the one that requested the creation of the targeted resource) can initiate this request.

If the UAE Server is not able to handle the request, it may respond with an HTTP "307 Temporary Redirect" status code or an HTTP "308 Permanent Redirect" status code including an HTTP "Location" header containing an alternative URI of the resource located in an alternative UAE Server, as defined in clause 5.2.10 of 3GPP TS 29.122 [2].

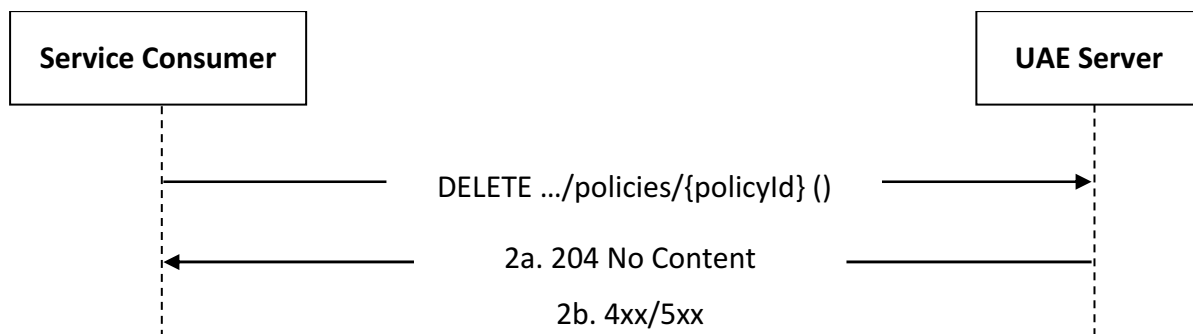
2a. Upon success, the UAE Server shall respond with either:

- an HTTP "200 OK" status code with the response body containing a representation of the updated/modified "Individual DAA Policy" resource within the DAAPolicy data structure; or
- an HTTP "204 No Content" status code.

2b. On failure, the appropriate HTTP status code indicating the error shall be returned and appropriate additional error information should be returned in the HTTP PUT/PATCH response body, as specified in clause 6.4.7.

#### 5.5.2.2.4 DAA Policy Deletion

Figure 5.5.2.2.4-1 depicts a scenario where a service consumer sends a request to the UAE Server to delete an existing DAA Policy (see also clause 7.7 of 3GPP°TS°23.255°[6]).



**Figure 5.5.2.2.4-1: Procedure for DAA Policy Deletion**

1. In order to request the deletion of an existing DAA Policy, the service consumer shall send an HTTP DELETE request to the UAE Server targeting the corresponding "Individual DAA Policy" resource.

NOTE: An alternative service consumer (i.e. other than the one that requested the creation of the targeted resource) can initiate this request.

2a. Upon success, the UAE Server shall respond with an HTTP "204 No Content" status code.

2b. On failure, the appropriate HTTP status code indicating the error shall be returned and appropriate additional error information should be returned in the HTTP DELETE response body, as specified in clause 6.4.7.

### 5.5.2.3 UAE\_DAASupport\_InformDAAEvents

#### 5.5.2.3.1 General

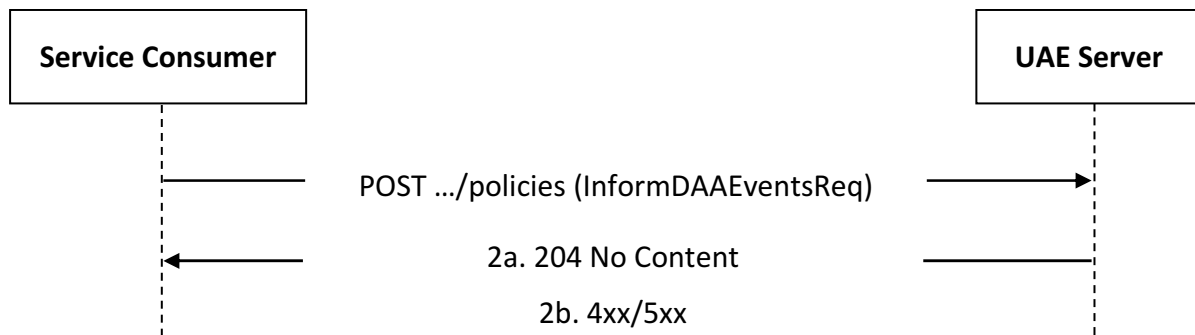
This service operation is used by a service consumer to inform about and request the management of the detected DAA related event(s).

The following procedures are supported by the "UAE\_DAASupport\_InformDAAEvents" service operation:

- DAA Events Information Request.

#### 5.5.2.3.2 DAA Events Information Request

Figure 5.5.2.3.2-1 depicts a scenario where a service consumer sends a request to the UAE Server to inform about and request the management of the detected DAA related event(s) (see also clause 7.7 of 3GPP°TS°23.255°[6]).



**Figure 5.5.2.3.2-1: Procedure for DAA Events Information Request**

1. In order to send DAA related event(s) information, the service consumer shall send an HTTP POST request (custom operation: "InformDAAEvents") to the UAE Server, with the request URI set to "{apiRoot}/uae-daa/<apiVersion>/inform-events" and the request body including the InformDAAEventsReq data structure.

If the UAE Server is not able to handle the request, it may respond with an HTTP "307 Temporary Redirect" status code or an HTTP "308 Permanent Redirect" status code including an HTTP "Location" header containing an alternative URI of the resource located in an alternative UAE Server, as defined in clause 5.2.10 of 3GPP TS 29.122 [2].

2a. Upon success, the UAE Server shall respond with an HTTP "204 No Content" status code.

2b. On failure, the appropriate HTTP status code indicating the error shall be returned and appropriate additional error information should be returned in the HTTP POST response body, as specified in clause 6.4.7.

## 5.5.2.4 UAE\_DAASupport\_Notify

### 5.5.2.4.1 General

This service operation is used by a UAE Server to notify a previously subscribed service consumer either:

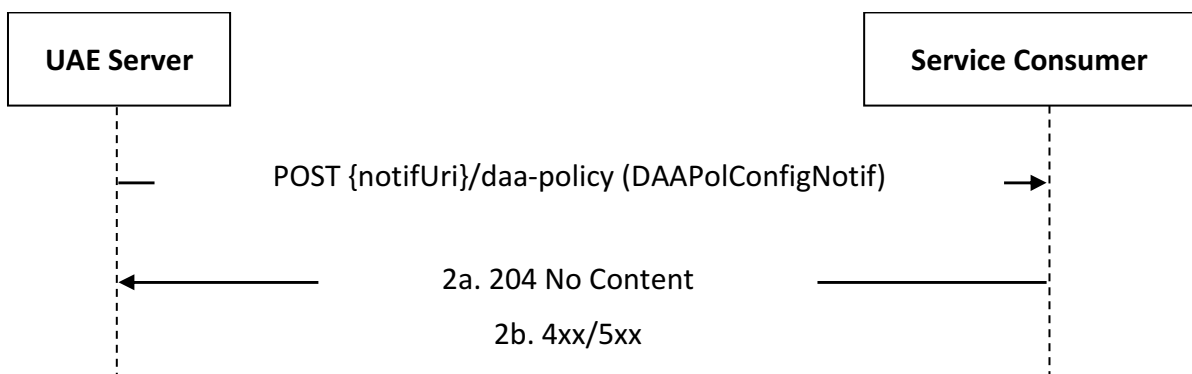
- on DAA Policy Configuration Completion Status; or
- on DAA related event(s).

The following procedures are supported by the "UAE\_DAASupport\_Notify" service operation:

- DAA Policy Configuration Completion Status Notification.
- DAA Events Notification.

### 5.5.2.4.2 DAA Policy Configuration Completion Status Notification

Figure 5.5.2.4.2-1 depicts a scenario where the UAE Server sends a request to notify a previously subscribed service consumer on the status of DAA Policy Configuration (see also clause 7.7 of 3GPP TS 23.255 [6]).



**Figure 5.5.2.4.2-1: DAA Policy Configuration Completion Status Notification procedure**

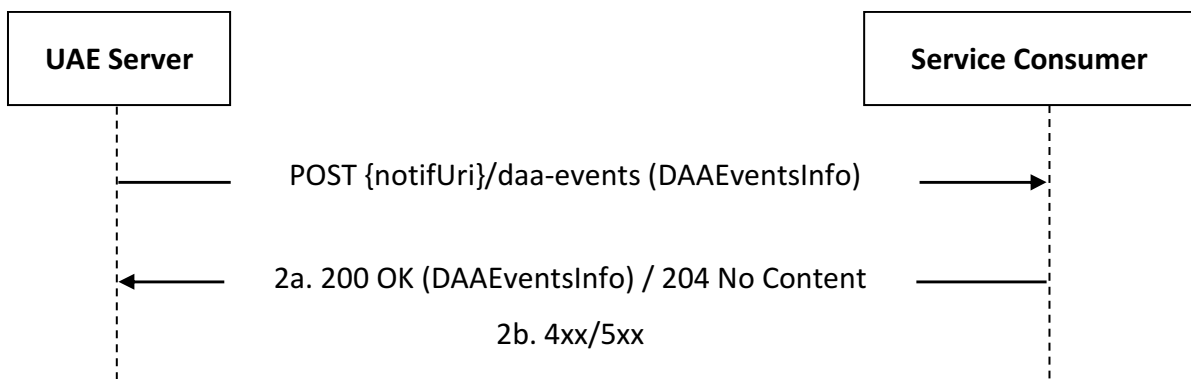
1. In order to notify a service consumer on the status of DAA Policy Configuration, the UAE Server shall send an HTTP POST request to the service consumer with the request URI set to "{notifUri}/daa-policy", where the "notifUri" variable is set to the value received from the service consumer during the DAA Policy Creation/Update procedure defined in clause 5.5.2.2, and the request body including the DAAPolConfigNotif data structure.

If the service consumer is not able to handle the notification request, it may respond with an HTTP "307 Temporary Redirect" status code or an HTTP "308 Permanent Redirect" status code including an HTTP "Location" header containing an alternative URI representing the end point of an alternative service consumer where the notification should be sent, as defined in clause 5.2.10 of 3GPP TS 29.122 [2].

- 2a. Upon success, the service consumer shall respond to the UAE Server with an HTTP "204 No Content" status code to acknowledge the reception of the notification.
- 2b. On failure, the appropriate HTTP status code indicating the error shall be returned and appropriate additional error information should be returned in the HTTP POST response body, as specified in clause 6.4.7.

#### 5.5.2.4.3 DAA Events Notification

Figure 5.5.2.4.3-1 depicts a scenario where the UAE Server sends a request to notify a previously subscribed service consumer on DAA related event(s) (see also clause 7.7 of 3GPP TS 23.255 [6]).



**Figure 5.5.2.4.3-1: DAA Events Notification procedure**

1. In order to notify a service consumer on the detected DAA event(s), the UAE Server shall send an HTTP POST request to the service consumer with the request URI set to "{notifUri}/daa-events", where the "notifUri" variable is set to the value received from the service consumer during the DAA Policy Creation/Update procedure defined in clause 5.5.2.2, and the request body including the DAAEventsInfo data structure.

If the service consumer is not able to handle the notification request, it may respond with an HTTP "307 Temporary Redirect" status code or an HTTP "308 Permanent Redirect" status code including an HTTP "Location" header containing an alternative URI representing the end point of an alternative service consumer where the notification should be sent, as defined in clause 5.2.10 of 3GPP TS 29.122 [2].

- 2a. Upon success, the service consumer shall respond to the UAE Server with either:
  - an HTTP "200 OK" status code with the response body containing updated/additional DAA event(s) related information within the DAAEventsInfo data structure, if the service consumer needs to provide information about additional DAA event(s) or updated DAA event(s) related information; or
  - an HTTP "204 No Content" status code, if the service consumer does not need to provide any updated/additional DAA event(s) related information.
- 2b. On failure, the appropriate HTTP status code indicating the error shall be returned and appropriate additional error information should be returned in the HTTP POST response body, as specified in clause 6.4.7.

## 5.6 UAE\_UAVDynamicInfo

### 5.6.1 Service Description

The UAE\_UAVDynamicInfo service exposed by the UAE Server enables a service consumer to:

- create/update/delete a UAV dynamic information subscription; and
- receive UAV dynamic information event(s) related notifications.

### 5.6.2 Service Operations

#### 5.6.2.1 Introduction

The service operations defined for the UAE\_UAVDynamicInfo service are shown in table 5.6.2.1-1.

**Table 5.6.2.1-1: UAE\_UAVDynamicInfo Service Operations**

Service Operation Name	Description	Initiated by
UAE_UAVDynamicInfo_Subscribe	This service operation enables a service consumer to request the creation/update/deletion of a UAV Dynamic Information Subscription at the UAE Server.	e.g., UASS
UAE_UAVDynamicInfo_Notify	This service operation enables a service consumer to receive UAV dynamic information event(s) related notifications from the UAE Server.	UAE Server

#### 5.6.2.2 UAE\_UAVDynamicInfo\_Subscribe

##### 5.6.2.2.1 General

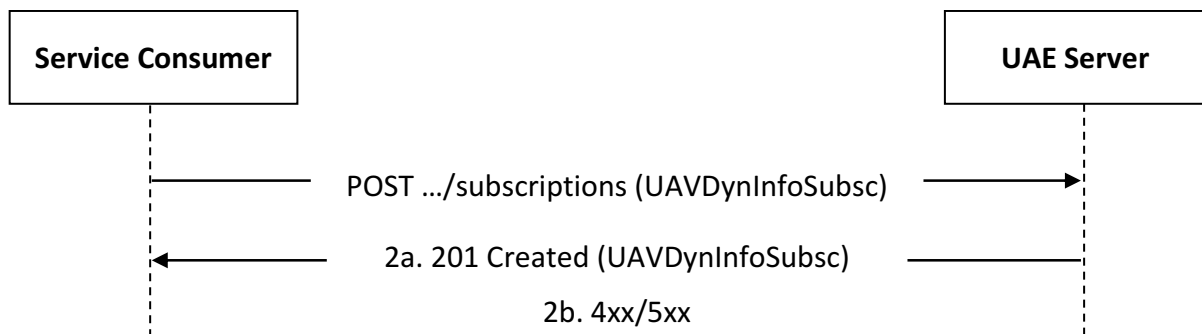
This service operation is used by a service consumer to request the creation/update/deletion of a UAV dynamic information subscription at the UAE Server.

The following procedures are supported by the "UAE\_UAVDynamicInfo\_Subscribe" service operation:

- UAV Dynamic Information Subscription Creation.
- UAV Dynamic Information Subscription Update.
- UAV Dynamic Information Subscription Deletion.

##### 5.6.2.2.2 UAV Dynamic Information Subscription Creation

Figure 5.6.2.2.2-1 depicts a scenario where a service consumer sends a request to the UAE Server to request the creation of a UAV Dynamic Information Subscription (see also clause 7.8 of 3GPP TS 23.255 [6]).

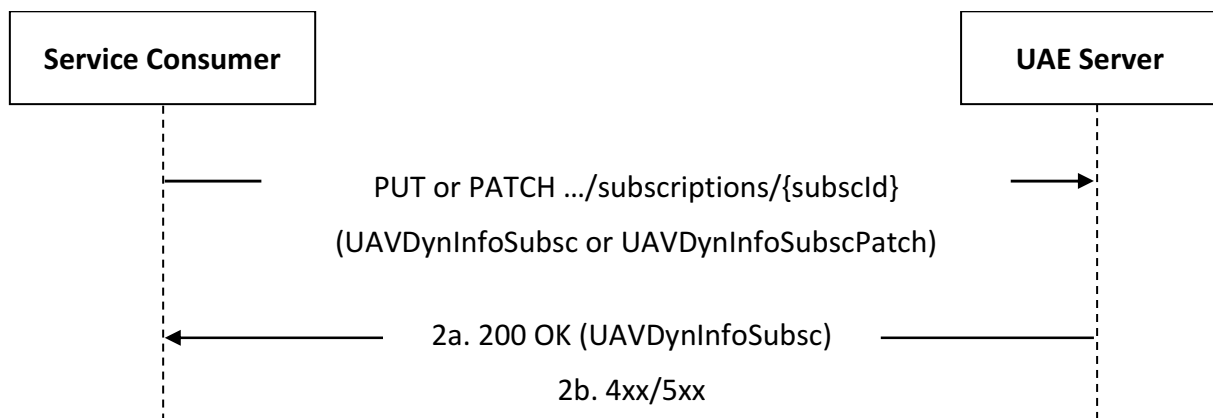


**Figure 5.6.2.2.2-1: Procedure for UAV Dynamic Information Subscription Creation**

1. In order to create a UAV Dynamic Information Subscription, the service consumer shall send an HTTP POST request to the UAE Server targeting the URI of the "UAV Dynamic Information Subscriptions" collection resource, with the request body including the UAVDynInfoSubsc data structure.
- 2a. Upon success, the UAE Server shall respond with an HTTP "201 Created" status code, with the response body containing a representation of the created "Individual UAV Dynamic Information Subscription" resource within the UAVDynInfoSubsc data structure, and an HTTP "Location" header field containing the URI of the created resource.
- 2b. On failure, the appropriate HTTP status code indicating the error shall be returned and appropriate additional error information should be returned in the HTTP POST response body, as specified in clause 6.5.7.

### 5.6.2.2.3 UAV Dynamic Information Subscription Update

Figure 5.6.2.2.3-1 depicts a scenario where a service consumer sends a request to the UAE Server to request the update of an existing UAV Dynamic Information Subscription (see also clause 7.8 of 3GPP°TS°23.255°[6]).



**Figure 5.6.2.2.3-1: Procedure for UAV Dynamic Information Subscription Update**

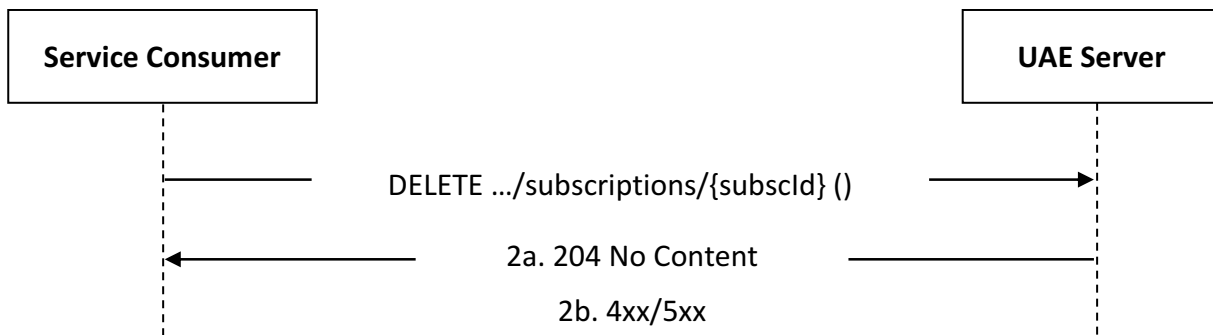
1. In order to request the update of an existing UAV Dynamic Information Subscription, the service consumer shall send an HTTP PUT/PATCH request to the UAE Server, targeting the URI of the corresponding "Individual UAV Dynamic Information Subscription" resource, with the request body including either:
  - the updated representation of the resource within the UAVDynInfoSubsc data structure, in case the HTTP PUT method is used; or
  - the requested modifications to the resource within the UAVDynInfoSubscPatch data structure, in case the HTTP PATCH method is used.

NOTE: An alternative service consumer (i.e. other than the one that requested the creation of the targeted resource) can initiate this request.

- 2a. Upon success, the UAE Server shall update the targeted "Individual UAV Dynamic Information Subscription" resource accordingly and respond with either:
  - an HTTP "200 OK" status code with the response body containing a representation of the updated "Individual UAV Dynamic Information Subscription" resource within the UAVDynInfoSubsc data structure; or
  - an HTTP "204 No Content" status code.
- 2b. On failure, the appropriate HTTP status code indicating the error shall be returned and appropriate additional error information should be returned in the HTTP PUT/PATCH response body, as specified in clause 6.5.7.

### 5.6.2.2.4 UAV Dynamic Information Subscription Deletion

Figure 5.6.2.2.4-1 depicts a scenario where a service consumer sends a request to the UAE Server to request the deletion of an existing UAV Dynamic Information Subscription (see also clause 7.8 of 3GPP°TS°23.255°[6]).



**Figure 5.6.2.4-1: Procedure for UAV Dynamic Information Subscription Deletion**

1. In order to request the deletion of an existing UAV Dynamic Information Subscription, the service consumer shall send an HTTP DELETE request to the UAE Server targeting the corresponding "Individual UAV Dynamic Information Subscription" resource.

NOTE: An alternative service consumer (i.e. other than the one that requested the creation/update of the targeted resource) can initiate this request.

2a. Upon success, the UAE Server shall respond with an HTTP "204 No Content" status code.

2b. On failure, the appropriate HTTP status code indicating the error shall be returned and appropriate additional error information should be returned in the HTTP DELETE response body, as specified in clause 6.5.7.

### 5.6.2.3 UAE\_UAVDynamicInfo\_Notify

#### 5.6.2.3.1 General

This service operation is used by a UAE Server to notify a previously subscribed service consumer on:

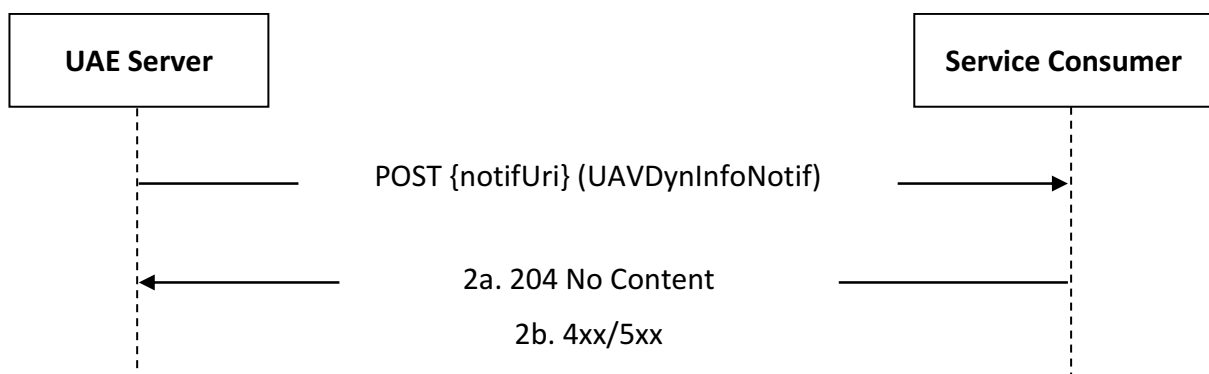
- UAV dynamic information event(s).

The following procedures are supported by the "UAE\_UAVDynamicInfo\_Notify" service operation:

- UAV Dynamic Information Notification.

#### 5.6.2.3.2 UAV Dynamic Information Notification

Figure 5.6.2.3.2-1 depicts a scenario where the UAE Server sends a request to notify a previously subscribed service consumer on UAV dynamic information event(s) (see also clause 7.8 of 3GPP°TS°23.255°[6]).



**Figure 5.6.2.3.2-1: Procedure for UAV Dynamic Information Notification**

1. In order to notify a previously subscribed service consumer on UAV dynamic information event(s), the UAE Server shall send an HTTP POST request to the service consumer with the request URI set to "{notifUri}", where the "notifUri" variable is set to the value received from the service consumer during the creation/update of the corresponding UAV Dynamic Information Subscription using the procedures defined in clause 5.6.2.2, and the request body including the UAVDynInfoNotif data structure.

- 2a. Upon success, the service consumer shall respond to the UAE Server with an HTTP "204 No Content" status code to acknowledge the successful reception and processing of the notification.
- 2b. On failure, the appropriate HTTP status code indicating the error shall be returned and appropriate additional error information should be returned in the HTTP POST response body, as specified in clause 6.5.7.

## 5.7 UAE\_FlightPathMonitoring Service

### 5.7.1 Service Description

The UAE\_FlightPathMonitoring service exposed by the UAE Server enables a service consumer to:

- create/update/delete a Flight Path Monitoring Configuration; and
- receive notifications on flight path monitoring related event(s).

### 5.7.2 Service Operations

#### 5.7.2.1 Introduction

The service operations defined for the UAE\_FlightPathMonitoring service are shown in table 5.7.2.1-1.

**Table 5.7.2.1-1: UAE\_FlightPathMonitoring Service Operations**

Service Operation Name	Description	Initiated by
UAE_FlightPathMonitoring_Manage	This service operation enables a service consumer to create/update/delete a Flight Path Monitoring Configuration.	e.g., UASS
UAE_FlightPathMonitoring_Notify	This service operation enables a UAE Server to notify a previously subscribed service consumer on flight path monitoring related event(s).	UAE Server

#### 5.7.2.2 UAE\_FlightPathMonitoring\_Manage

##### 5.7.2.2.1 General

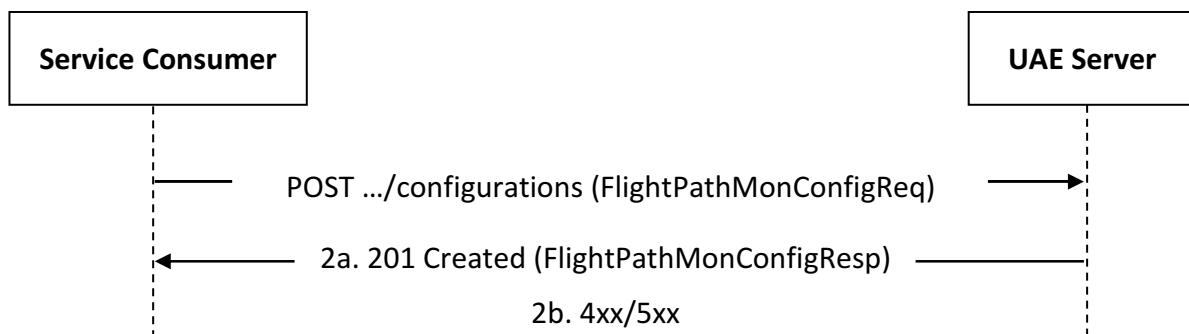
This service operation is used by a service consumer to request the creation/update/deletion of a Flight Path Monitoring Configuration at the UAE Server.

The following procedures are supported by the "UAE\_FlightPathMonitoring\_Manage" service operation:

- Flight Path Monitoring Configuration Creation.
- Flight Path Monitoring Configuration Update.
- Flight Path Monitoring Configuration Deletion.

##### 5.7.2.2.2 Flight Path Monitoring Configuration Creation

Figure 5.7.2.2.2-1 depicts a scenario where a service consumer sends a request to the UAE Server to create a Flight Path Monitoring Configuration (see also clause 7.9 of 3GPP°TS°23.255°[6]).

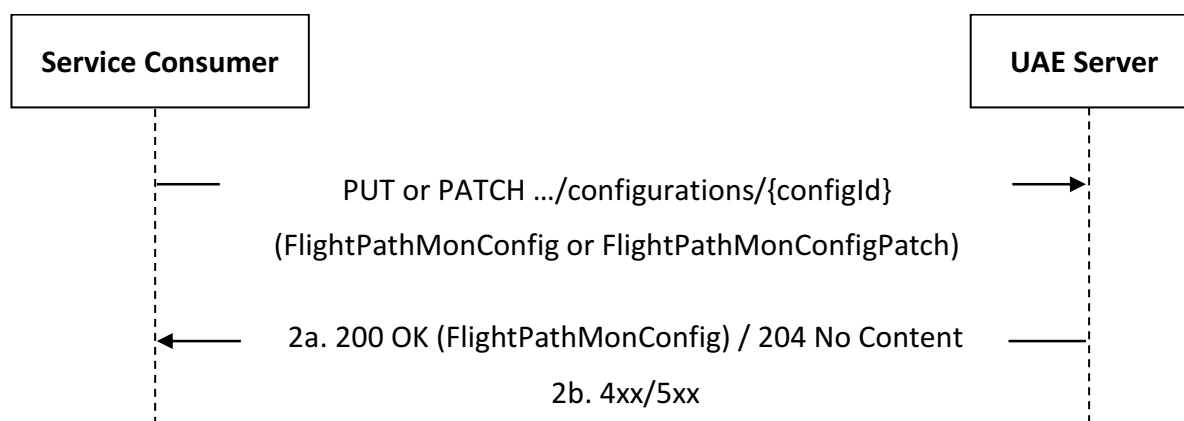


**Figure 5.7.2.2.2-1: Procedure for Flight Path Monitoring Configuration Creation**

1. In order to request the creation of a Flight Path Monitoring Configuration, the service consumer shall send an HTTP POST request to the UAE Server targeting the "Flight Path Monitoring Configurations" collection resource, with the request body including the FlightPathMonConfigReq data structure.
- 2a. Upon success, the UAE Server shall respond with an HTTP "201 Created" status code with the response body containing a representation of the created "Individual Flight Path Monitoring Configuration" resource and potentially additional information within the FlightPathMonConfigResp data structure.
- 2b. On failure, the appropriate HTTP status code indicating the error shall be returned and appropriate additional error information should be returned in the HTTP POST response body, as specified in clause 6.6.7.

### 5.7.2.2.3 Flight Path Monitoring Configuration Update

Figure 5.7.2.2.3-1 depicts a scenario where a service consumer sends a request to the UAE Server to update an existing Flight Path Monitoring Configuration (see also clause 7.9 of 3GPP TS 29.255 [6]).



**Figure 5.7.2.2.3-1: Procedure for Flight Path Monitoring Configuration Update**

1. In order to request the update/modification of an existing Flight Path Monitoring Configuration, the service consumer shall send an HTTP PUT/PATCH request to the UAE Server targeting the corresponding "Individual Flight Path Monitoring Configuration" resource, with the request body including either:
  - the updated representation of the resource within the FlightPathMonConfig data structure, in case the HTTP PUT method is used; or
  - the requested modifications to the resource within the FlightPathMonConfigPatch data structure, in case the HTTP PATCH method is used.

**NOTE:** An alternative service consumer (i.e. other than the one that requested the creation of the targeted resource) can initiate this request.

If the UAE Server is not able to handle the request, it may respond with an HTTP "307 Temporary Redirect" status code or an HTTP "308 Permanent Redirect" status code including an HTTP "Location" header containing an alternative URI of the resource located in an alternative UAE Server, as defined in clause 5.2.10 of 3GPP TS 29.122 [2].

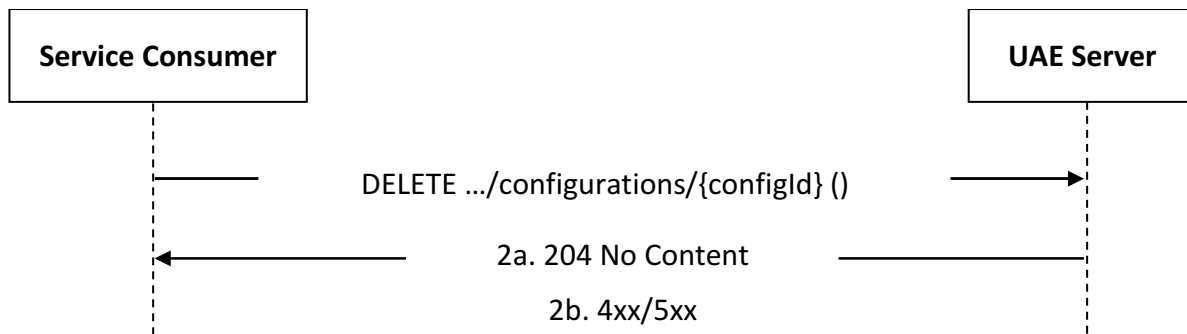
2a. Upon success, the UAE Server shall respond with either:

- an HTTP "200 OK" status code with the response body containing a representation of the updated/modified "Individual Flight Path Monitoring Configuration" resource within the FlightPathMonConfig data structure; or
- an HTTP "204 No Content" status code.

2b. On failure, the appropriate HTTP status code indicating the error shall be returned and appropriate additional error information should be returned in the HTTP PUT/PATCH response body, as specified in clause 6.6.7.

#### 5.7.2.2.4 Flight Path Monitoring Configuration Deletion

Figure 5.7.2.2.4-1 depicts a scenario where a service consumer sends a request to the UAE Server to delete an existing Flight Path Monitoring Configuration (see also clause 7.9 of 3GPP TS 23.255 [6]).



**Figure 5.7.2.2.4-1: Procedure for Flight Path Monitoring Configuration Deletion**

1. In order to request the deletion of an existing Flight Path Monitoring Configuration, the service consumer shall send an HTTP DELETE request to the UAE Server targeting the corresponding "Individual Flight Path Monitoring Configuration" resource.

NOTE: An alternative service consumer (i.e. other than the one that requested the creation/update of the targeted resource) can initiate this request.

2a. Upon success, the UAE Server shall respond with an HTTP "204 No Content" status code.

2b. On failure, the appropriate HTTP status code indicating the error shall be returned and appropriate additional error information should be returned in the HTTP DELETE response body, as specified in clause 6.6.7.

### 5.7.2.3 UAE\_FlightPathMonitoring\_Notify

#### 5.7.2.3.1 General

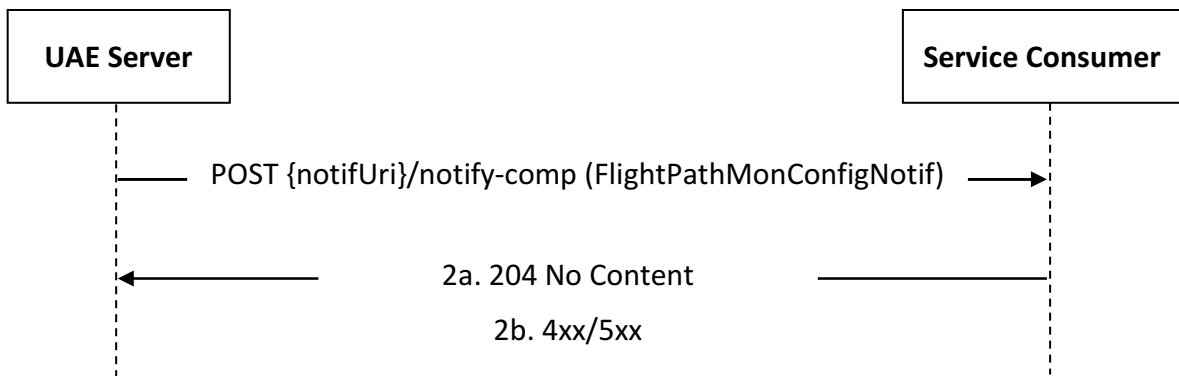
This service operation is used by a UAE Server to notify a previously subscribed service consumer on flight path monitoring related event(s).

The following procedures are supported by the "UAE\_FlightPathMonitoring\_Notify" service operation:

- Flight Path Monitoring Configuration Completion Status Notification.
- Flight Path Monitoring Events Notification.

#### 5.7.2.3.2 Flight Path Monitoring Configuration Completion Status Notification

Figure 5.7.2.3.2-1 depicts a scenario where the UAE Server sends a request to notify a previously subscribed service consumer on the completion status of a Flight Path Monitoring Configuration (see also clause 7.9 of 3GPP TS 23.255 [6]).



**Figure 5.7.2.3.2-1: Flight Path Monitoring Configuration Completion Status Notification procedure**

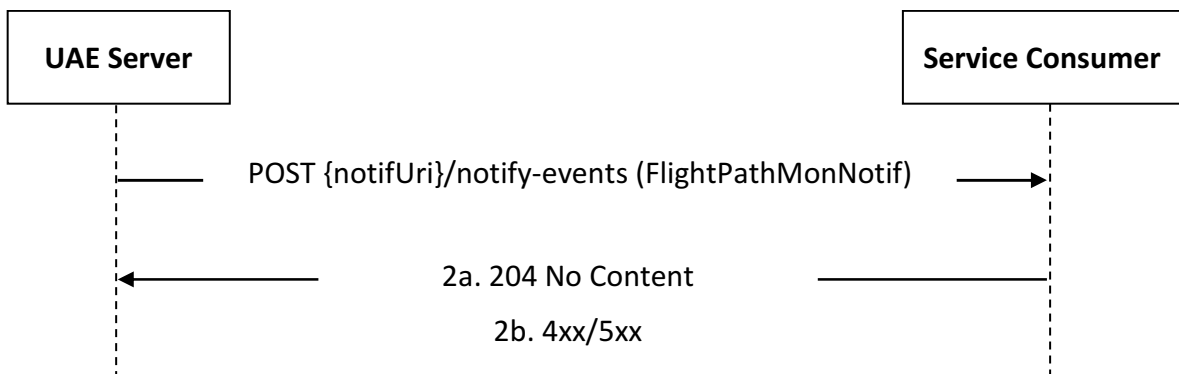
1. In order to notify a service consumer on the completion status of a Flight Path Monitoring Configuration, the UAE Server shall send an HTTP POST request to the service consumer with the request URI set to "{notifUri}/notify-comp", where the "notifUri" variable is set to the value received from the service consumer during the corresponding Flight Path Monitoring Configuration Creation/Update procedures defined in clause 5.7.2.2, and the request body including the FlightPathMonConfigNotif data structure.

If the service consumer is not able to handle the notification request, it may respond with an HTTP "307 Temporary Redirect" status code or an HTTP "308 Permanent Redirect" status code including an HTTP "Location" header containing an alternative URI representing the end point of an alternative service consumer towards which the notification should be sent, as defined in clause 5.2.10 of 3GPP TS 29.122 [2].

- 2a. Upon success, the service consumer shall respond to the UAE Server with an HTTP "204 No Content" status code to acknowledge the successful reception of the notification.
- 2b. On failure, the appropriate HTTP status code indicating the error shall be returned and appropriate additional error information should be returned in the HTTP POST response body, as specified in clause 6.6.7.

### 5.7.2.3.3 Flight Path Monitoring Events Notification

Figure 5.7.2.3.3-1 depicts a scenario where the UAE Server sends a request to notify a previously subscribed service consumer on Flight Path Monitoring event(s) (see also clause 7.9 of 3GPP TS 23.255 [6]).



**Figure 5.7.2.3.3-1: Flight Path Monitoring Events Notification procedure**

1. In order to notify a service consumer on Flight Path Monitoring event(s), the UAE Server shall send an HTTP POST request to the service consumer with the request URI set to "{notifUri}/notify-events", where the "notifUri" variable is set to the value received from the service consumer during the corresponding Flight Path Monitoring Configuration Creation/Update procedures defined in clause 5.7.2.2, and the request body including the FlightPathMonNotif data structure.

If the service consumer is not able to handle the notification request, it may respond with an HTTP "307 Temporary Redirect" status code or an HTTP "308 Permanent Redirect" status code including an HTTP "Location" header containing an alternative URI representing the end point of an alternative service consumer towards which the notification should be sent, as defined in clause 5.2.10 of 3GPP TS 29.122 [2].

- 2a. Upon success, the service consumer shall respond to the UAE Server with an HTTP "204 No Content" status code to acknowledge the successful reception of the notification.
- 2b. On failure, the appropriate HTTP status code indicating the error shall be returned and appropriate additional error information should be returned in the HTTP POST response body, as specified in clause 6.6.7.

## 5.8 UAE\_FlightRouteSupport Service

### 5.8.1 Service Description

The UAE\_FlightRouteSupport service exposed by the UAE Server enables a service consumer to:

- request flight routes management.

### 5.8.2 Service Operations

#### 5.8.2.1 Introduction

The service operations defined for the UAE\_FlightRouteSupport service are shown in table 5.8.2.1-1.

**Table 5.8.2.1-1: UAE\_FlightRouteSupport Service Operations**

Service Operation Name	Description	Initiated by
UAE_FlightRouteSupport_Manage	This service operation enables a service consumer to request flight routes management.	e.g., UASS

#### 5.8.2.2 UAE\_FlightRouteSupport\_Manage

##### 5.8.2.2.1 General

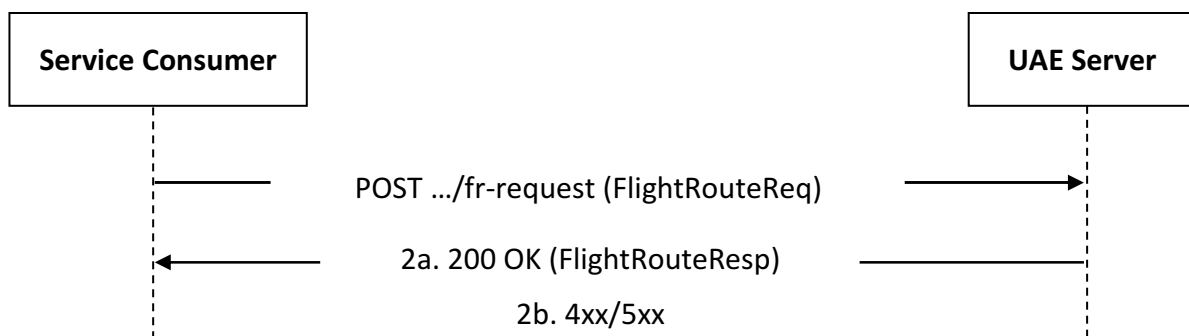
This service operation is used by a service consumer to request flight routes management at the UAE Server.

The following procedures are supported by the "UAE\_FlightRouteSupport\_Manage" service operation:

- Flight Route Request.

##### 5.8.2.2.2 Flight Route Request

Figure 5.8.2.2.2-1 depicts a scenario where a service consumer sends a request to the UAE Server to request the flight route plan (see also clause 7.10 of 3GPP TS 23.255 [6]).



**Figure 5.8.2.2.2-1: Procedure for Flight Route Request**

1. In order to request the flight route plan, the service consumer shall send an HTTP POST request (custom operation: "FlightRouteRequest") to the UAE Server, with the request body including the FlightRouteReq data structure.

If the UAE Server is not able to handle the request, it may respond with an HTTP "307 Temporary Redirect" status code or an HTTP "308 Permanent Redirect" status code including an HTTP "Location" header containing an alternative URI of the resource located in an alternative UAE Server, as defined in clause 5.2.10 of 3GPP TS 29.122 [2].

- 2a. Upon success, the UAE Server shall respond with an HTTP "200 OK" status code with the response body containing the requested flight route plan and the related information within the FlightRouteResp data structure.
- 2b. On failure, the appropriate HTTP status code indicating the error shall be returned and appropriate additional error information should be returned in the HTTP POST response body, as specified in clause 6.7.7.

## 5.9 UAE\_NTZManagement Service

### 5.9.1 Service Description

The UAE\_NTZManagement service exposed by the UAE Server enables a service consumer to:

- create/update/delete an NTZ Configuration; and
- receive notifications on NTZ related event(s).

### 5.9.2 Service Operations

#### 5.9.2.1 Introduction

The service operations defined for the UAE\_NTZManagement service are shown in table 5.9.2.1-1.

**Table 5.9.2.1-1: UAE\_NTZManagement Service Operations**

Service Operation Name	Description	Initiated by
UAE_NTZManagement_Manage	This service operation enables a service consumer to create/update/delete an NTZ Configuration.	e.g., UASS
UAE_NTZManagement_Notify	This service operation enables a UAE Server to notify a previously subscribed service consumer on NTZ related event(s).	UAE Server

#### 5.9.2.2 UAE\_NTZManagement\_Manage

##### 5.9.2.2.1 General

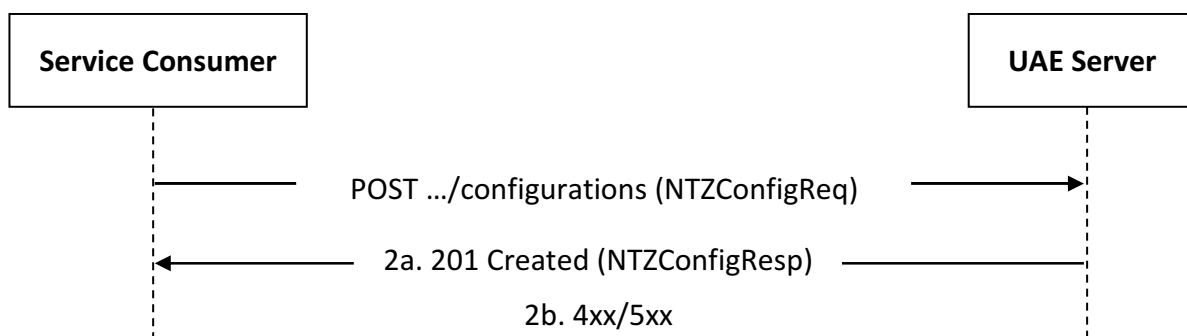
This service operation is used by a service consumer to request the creation/update/deletion of an NTZ Configuration at the UAE Server.

The following procedures are supported by the "UAE\_NTZManagement\_Manage" service operation:

- NTZ Configuration Creation.
- NTZ Configuration Update.
- NTZ Configuration Deletion.

##### 5.9.2.2.2 NTZ Configuration Creation

Figure 5.9.2.2.2-1 depicts a scenario where a service consumer sends a request to the UAE Server to create an NTZ Configuration (see also clause 7.11 of 3GPP°TS°23.255°[6]).

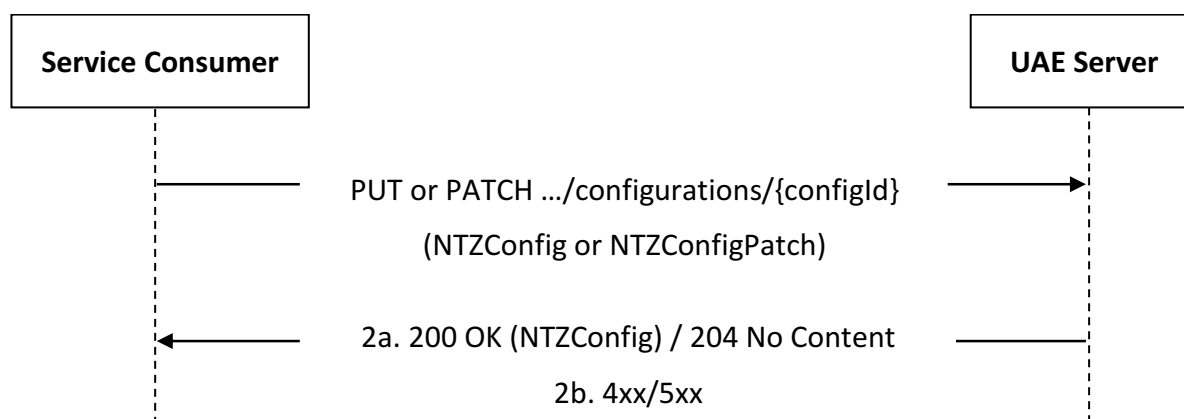


**Figure 5.9.2.2.2-1: Procedure for NTZ Configuration Creation**

1. In order to request the creation of an NTZ Configuration, the service consumer shall send an HTTP POST request to the UAE Server targeting the "NTZ Configurations" collection resource, with the request body including the NTZConfigReq data structure.
- 2a. Upon success, the UAE Server shall respond with an HTTP "201 Created" status code with the response body containing a representation of the created "Individual NTZ Configuration" resource and potentially additional information within the NTZConfigResp data structure.
- 2b. On failure, the appropriate HTTP status code indicating the error shall be returned and appropriate additional error information should be returned in the HTTP POST response body, as specified in clause 6.8.7.

### 5.9.2.2.3 NTZ Configuration Update

Figure 5.9.2.2.3-1 depicts a scenario where a service consumer sends a request to the UAE Server to update an existing NTZ Configuration (see also clause 7.11 of 3GPP°TS°23.255°[6]).



**Figure 5.9.2.2.3-1: Procedure for NTZ Configuration Update**

1. In order to request the update/modification of an existing NTZ Configuration, the service consumer shall send an HTTP PUT/PATCH request to the UAE Server targeting the corresponding "Individual NTZ Configuration" resource, with the request body including either:
  - the updated representation of the resource within the NTZConfig data structure, in case the HTTP PUT method is used; or
  - the requested modifications to the resource within the NTZConfigPatch data structure, in case the HTTP PATCH method is used.

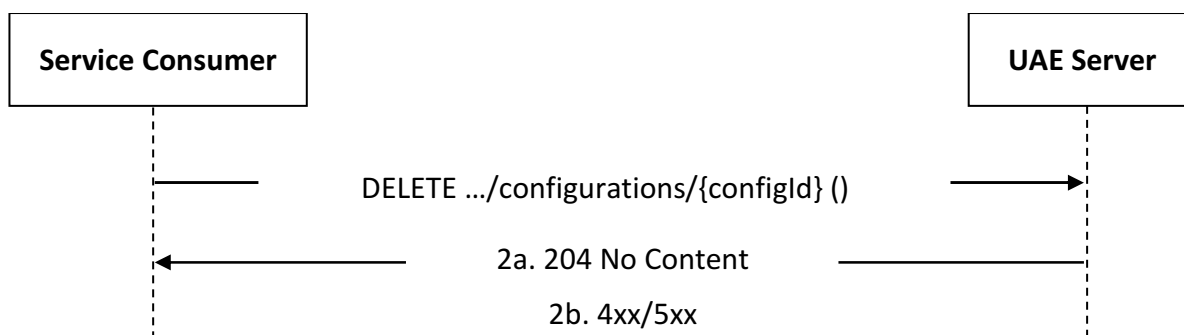
**NOTE:** An alternative service consumer (i.e. other than the one that requested the creation of the targeted resource) can initiate this request.

If the UAE Server is not able to handle the request, it may respond with an HTTP "307 Temporary Redirect" status code or an HTTP "308 Permanent Redirect" status code including an HTTP "Location" header containing an alternative URI of the resource located in an alternative UAE Server, as defined in clause 5.2.10 of 3GPP TS 29.122 [2].

- 2a. Upon success, the UAE Server shall respond with either:
  - an HTTP "200 OK" status code with the response body containing a representation of the updated/modified "Individual NTZ Configuration" resource within the NTZConfig data structure; or
  - an HTTP "204 No Content" status code.
- 2b. On failure, the appropriate HTTP status code indicating the error shall be returned and appropriate additional error information should be returned in the HTTP PUT/PATCH response body, as specified in clause 6.8.7.

### 5.9.2.2.4 NTZ Configuration Deletion

Figure 5.9.2.2.4-1 depicts a scenario where a service consumer sends a request to the UAE Server to delete an existing NTZ Configuration (see also clause 7.11 of 3GPP°TS°23.255°[6]).



**Figure 5.9.2.2.4-1: Procedure for NTZ Configuration Deletion**

1. In order to request the deletion of an existing NTZ Configuration, the service consumer shall send an HTTP DELETE request to the UAE Server targeting the corresponding "Individual NTZ Configuration" resource.

NOTE: An alternative service consumer (i.e. other than the one that requested the creation/update of the targeted resource) can initiate this request.

2a. Upon success, the UAE Server shall respond with an HTTP "204 No Content" status code.

2b. On failure, the appropriate HTTP status code indicating the error shall be returned and appropriate additional error information should be returned in the HTTP DELETE response body, as specified in clause 6.8.7.

### 5.9.2.3 UAE\_NTZManagement\_Notify

#### 5.9.2.3.1 General

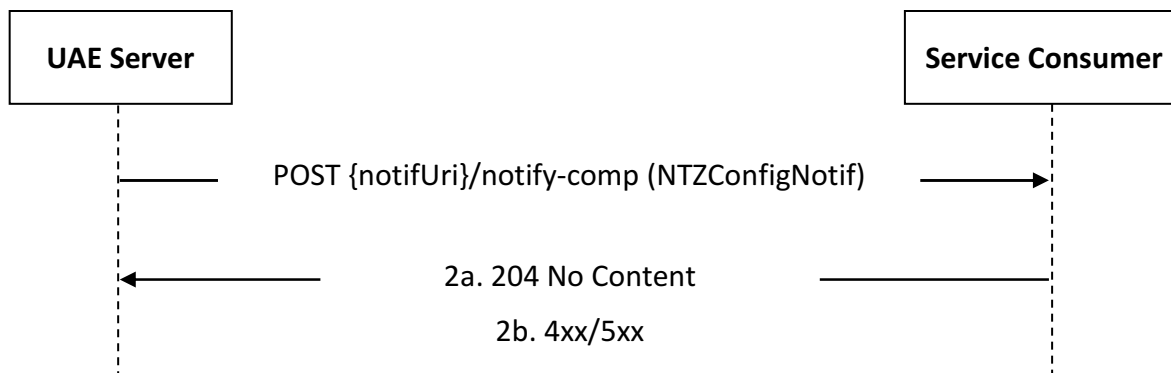
This service operation is used by a UAE Server to notify a previously subscribed service consumer NTZ related event(s).

The following procedures are supported by the "UAE\_NTZManagement\_Notify" service operation:

- NTZ Configuration Completion Status Notification.
- NTZ Events Notification.

#### 5.9.2.3.2 NTZ Configuration Completion Status Notification

Figure 5.9.2.3.2-1 depicts a scenario where the UAE Server sends a request to notify a previously subscribed service consumer on the completion status of an NTZ Configuration (see also clause 7.11 of 3GPP°TS°23.255°[6]).



**Figure 5.9.2.3.2-1: NTZ Configuration Completion Status Notification procedure**

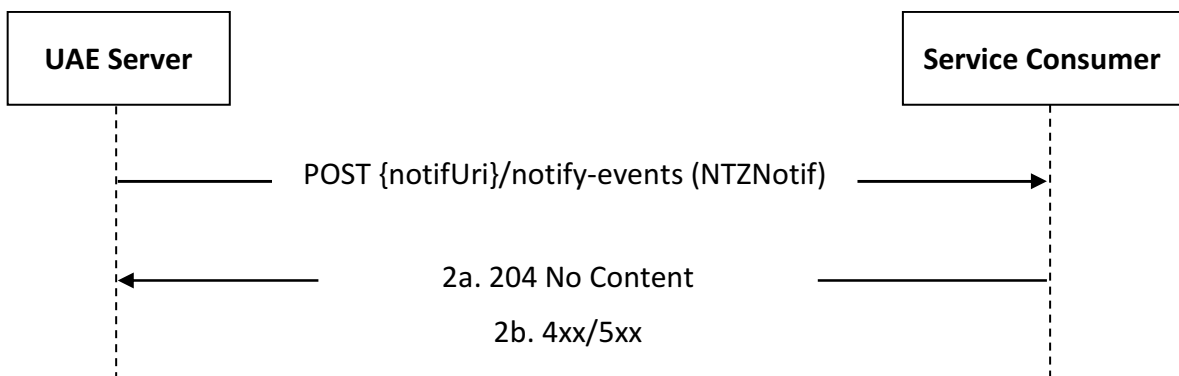
1. In order to notify a service consumer on the completion status of an NTZ Configuration, the UAE Server shall send an HTTP POST request to the service consumer with the request URI set to "{notifUri}/notify-comp", where the "notifUri" variable is set to the value received from the service consumer during the corresponding NTZ Configuration Creation/Update procedure defined in clause 5.9.2.2, and the request body including the NTZConfigNotif data structure.

If the service consumer is not able to handle the notification request, it may respond with an HTTP "307 Temporary Redirect" status code or an HTTP "308 Permanent Redirect" status code including an HTTP "Location" header containing an alternative URI representing the end point of an alternative service consumer towards which the notification should be sent, as defined in clause 5.2.10 of 3GPP TS 29.122 [2].

- 2a. Upon success, the service consumer shall respond to the UAE Server with an HTTP "204 No Content" status code to acknowledge the successful reception of the notification.
- 2b. On failure, the appropriate HTTP status code indicating the error shall be returned and appropriate additional error information should be returned in the HTTP POST response body, as specified in clause 6.8.7.

### 5.9.2.3.3 NTZ Events Notification

Figure 5.9.2.3.3-1 depicts a scenario where the UAE Server sends a request to notify a previously subscribed service consumer on NTZ related event(s) (see also clause 7.11 of 3GPP TS 23.255 [6]).



**Figure 5.9.2.3.3-1: NTZ Events Notification procedure**

1. In order to notify a service consumer on NTZ related event(s), the UAE Server shall send an HTTP POST request to the service consumer with the request URI set to "{notifUri}/notify-events", where the "notifUri" variable is set to the value received from the service consumer during the corresponding NTZ Configuration Creation/Update procedure defined in clause 5.9.2.2, and the request body including the NTZNotif data structure.

If the service consumer is not able to handle the notification request, it may respond with an HTTP "307 Temporary Redirect" status code or an HTTP "308 Permanent Redirect" status code including an HTTP "Location" header containing an alternative URI representing the end point of an alternative service consumer towards which the notification should be sent, as defined in clause 5.2.10 of 3GPP TS 29.122 [2].

- 2a. Upon success, the service consumer shall respond to the UAE Server with an HTTP "204 No Content" status code to acknowledge the successful reception of the notification.
- 2b. On failure, the appropriate HTTP status code indicating the error shall be returned and appropriate additional error information should be returned in the HTTP POST response body, as specified in clause 6.8.7.

---

## 6 API Definitions

### 6.1 UAE\_C2OperationModeManagement Service API

#### 6.1.1 Introduction

The UAE\_C2OperationModeManagement service shall use the UAE\_C2OperationModeManagement API.

The API URI of the UAE\_C2OperationModeManagement API shall be:

**{apiRoot}/<apiName>/<apiVersion>**

The request URIs used in HTTP requests shall have the Resource URI structure defined in clause 5.2.4 of 3GPP TS 29.122 [2], i.e.:

**{apiRoot}/<apiName>/<apiVersion>/<apiSpecificSuffixes>**

with the following components:

- The {apiRoot} shall be set as described in clause 5.2.4 of 3GPP TS 29.122 [2].
- The <apiName> shall be "uae-c2opmode-mngt".
- The <apiVersion> shall be "v1".
- The <apiSpecificSuffixes> shall be set as described in clause 5.2.4 of 3GPP TS 29.122 [2].

NOTE: When 3GPP TS 29.122 [2] is referenced for the common protocol and interface aspects for API definition in the clauses under clause 6.1, the UAE Server takes the role of the SCEF and the service consumer takes the role of the SCS/AS.

#### 6.1.2 Usage of HTTP

The provisions of clause 5.2.2 of 3GPP TS 29.122 [2] shall apply for the UAE\_C2OperationModeManagement API.

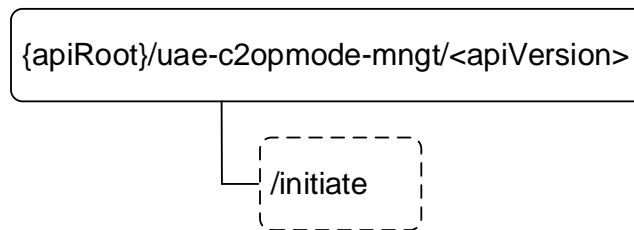
#### 6.1.3 Resources

There are no resources defined for this API in this release of the specification.

#### 6.1.4 Custom Operations without associated resources

##### 6.1.4.1 Overview

The structure of the custom operation URIs of the UAE\_C2OperationModeManagement API is shown in Figure 6.1.4.1-1.



**Figure 6.1.4.1-1: Custom operation URI structure of the UAE\_C2OperationModeManagement API**

Table 6.1.4.1-1 provides an overview of the custom operations and applicable HTTP methods defined for the UAE\_C2OperationModeManagement API.

**Table 6.1.4.1-1: Custom operations without associated resources**

Operation name	Custom operation URI	Mapped HTTP method	Description
Initiate	/initiate	POST	Enables a service consumer to request to provision C2 Operation Mode configuration information for a UAS (i.e. pair of UAV and UAV-C) to the UAE Server.

## 6.1.4.2 Operation: Initiate

### 6.1.4.2.1 Description

The custom operation enables a service consumer to initiate the configuration of C2 operation modes for a UAS (i.e. pair of UAV and UAV-C) by communicating the associated C2 Operation Mode configuration information to the UAE Server.

### 6.1.4.2.2 Operation Definition

This operation shall support the request data structures and the response data structures and response codes specified in tables 6.1.4.2.2-1 and 6.1.4.2.2-2.

**Table 6.1.4.2.2-1: Data structures supported by the POST Request Body on this resource**

Data type	P	Cardinality	Description
ConfigureData	M	1	Contains the parameters to request to provision C2 Operation Mode configuration information for a UAS (i.e. pair of UAV and UAV-C).

**Table 6.1.4.2.2-2: Data structures supported by the POST Response Body on this resource**

Data type	P	Cardinality	Response codes	Description
C2Result	M	1	200 OK	The communicated C2 Operation Mode configuration information was successfully received. The response body shall contain the feedback of the UAE Server on whether this C2 Operation Mode configuration request is confirmed (i.e. can be undertaken by the UAE Server) or not.
n/a			307 Temporary Redirect	Temporary redirection. The response shall include a Location header field containing an alternative target URI located in an alternative UAE Server. Redirection handling is described in clause 5.2.10 of 3GPP TS 29.122 [2].
n/a			308 Permanent Redirect	Permanent redirection. The response shall include a Location header field containing an alternative target URI located in an alternative UAE Server. Redirection handling is described in clause 5.2.10 of 3GPP TS 29.122 [2].
NOTE: The mandatory HTTP error status codes for the HTTP POST method listed in table 5.2.6-1 of 3GPP TS 29.122 [2] shall also apply.				

**Table 6.1.4.2.2-3: Headers supported by the 307 Response Code on this resource**

Name	Data type	P	Cardinality	Description
Location	string	M	1	Contains an alternative target URI located in an alternative UAE Server.

**Table 6.1.4.2.2-4: Headers supported by the 308 Response Code on this resource**

Name	Data type	P	Cardinality	Description
Location	string	M	1	Contains an alternative target URI located in an alternative UAE Server.

## 6.1.5 Notifications

### 6.1.5.1 General

Notifications shall comply to clause 5.2.5 of 3GPP TS 29.122 [2].

Table 6.1.5.1-1: Notifications overview

Notification	Callback URI	HTTP method or custom operation	Description (service operation)
C2 Operation Mode Management Completion Notification	{notificationUri}/c2mode-mngt-completion	c2mode-mngt-completion (POST)	This service operation enables a UAE Server to notify a previously subscribed service consumer on the C2 operation mode management completion status for the concerned UAS (i.e. pair of UAV and UAV-C).
Selected C2 Communication Mode Notification	{notificationUri}/inform-selec-c2mode	inform-selec-c2mode (POST)	This service operation enables a UAE Server to notify a previously subscribed service consumer on the C2 communication mode selected by the concerned UAS (i.e. pair of UAV and UAV-C).
C2 Communication Mode Switching Notification	{notificationUri}/inform-c2mode-switch	inform-c2mode-switch (POST)	This service operation enables a UAE Server to notify a previously subscribed service consumer when C2 communication mode switching is carried out for the concerned UAS (i.e. pair of UAV and UAV-C) and possibly request confirmation from the service consumer.

## 6.1.5.2 C2 Operation Mode Management Completion Notification

### 6.1.5.2.1 Description

The C2 Operation Mode Management Completion Notification is used by a UAE Server to notify a previously subscribed service consumer on the C2 operation mode management completion status for a UAS (i.e. pair of UAV and UAV-C).

### 6.1.5.2.2 Target URI

The Callback URI "{notificationUri}/c2mode-mngt-completion" shall be used with the callback URI variables defined in table 6.1.5.2.2-1.

Table 6.1.5.2.2-1: Callback URI variables

Name	Data type	Definition
notificationUri	Uri	String formatted as a URI containing the Callback URI.

### 6.1.5.2.3 Standard Methods

#### 6.1.5.2.3.1 POST

This method shall support the request data structures specified in table 6.1.5.2.3.1-1 and the response data structures and response codes specified in table 6.1.5.2.3.1-2.

Table 6.1.5.2.3.1-1: Data structures supported by the POST Request Body

Data type	P	Cardinality	Description
C2OpModeMngtCompStatus	M	1	Contains the C2 operation mode management completion status for the concerned UAS (i.e. pair of UAV and UAV-C).

**Table 6.1.5.2.3.1-2: Data structures supported by the POST Response Body**

Data type	P	Cardinality	Response codes	Description
n/a			204 No Content	The C2 operation mode management completion status for the concerned UAS (i.e. pair of UAV and UAV-C) is successfully received and acknowledged.
n/a			307 Temporary Redirect	Temporary redirection. The response shall include a Location header field containing an alternative URI representing the end point of an alternative service consumer where the notification should be sent.  Redirection handling is described in clause 5.2.10 of 3GPP TS 29.122 [2].
n/a			308 Permanent Redirect	Permanent redirection. The response shall include a Location header field containing an alternative URI representing the end point of an alternative service consumer where the notification should be sent.  Redirection handling is described in clause 5.2.10 of 3GPP TS 29.122 [2].
NOTE: The mandatory HTTP error status codes for the HTTP POST method listed in table 5.2.6-1 of 3GPP TS 29.122 [2] shall also apply.				

**Table 6.1.5.2.3.1-3: Headers supported by the 307 Response Code on this resource**

Name	Data type	P	Cardinality	Description
Location	string	M	1	Contains an alternative URI representing the end point of an alternative service consumer towards which the notification should be redirected.

**Table 6.1.5.2.3.1-4: Headers supported by the 308 Response Code on this resource**

Name	Data type	P	Cardinality	Description
Location	string	M	1	Contains an alternative URI representing the end point of an alternative service consumer towards which the notification should be redirected.

### 6.1.5.3 Selected C2 Communication Mode Notification

#### 6.1.5.3.1 Description

The Selected C2 Communication Mode Notification is used by a UAE Server to notify a previously subscribed service consumer on the C2 communication mode selected by a UAS (i.e. pair of UAV and UAV-C).

#### 6.1.5.3.2 Target URI

The Callback URI "{notificationUri}/inform-selec-c2mode" shall be used with the callback URI variables defined in table 6.1.5.3.2-1.

**Table 6.1.5.3.2-1: Callback URI variables**

Name	Data type	Definition
notificationUri	Uri	String formatted as a URI containing the Callback URI.

## 6.1.5.3.3 Standard Methods

## 6.1.5.3.3.1 POST

This method shall support the request data structures specified in table 6.1.5.3.3.1-1 and the response data structures and response codes specified in table 6.1.5.3.3.1-2.

**Table 6.1.5.3.3.1-1: Data structures supported by the POST Request Body**

Data type	P	Cardinality	Description
SelectedC2CommModeNotif	M	1	Contains information on the C2 Communication Mode selected by the concerned UAS (i.e. pair of UAV and UAV-C).

**Table 6.1.5.3.3.1-2: Data structures supported by the POST Response Body**

Data type	P	Cardinality	Response codes	Description
n/a			204 No Content	The C2 Communication Mode selected by the concerned UAS (i.e. pair of UAV and UAV-C) is successfully received and acknowledged.
n/a			307 Temporary Redirect	Temporary redirection. The response shall include a Location header field containing an alternative URI representing the end point of an alternative service consumer where the notification should be sent.  Redirection handling is described in clause 5.2.10 of 3GPP TS 29.122 [2].
n/a			308 Permanent Redirect	Permanent redirection. The response shall include a Location header field containing an alternative URI representing the end point of an alternative service consumer where the notification should be sent.  Redirection handling is described in clause 5.2.10 of 3GPP TS 29.122 [2].
NOTE: The mandatory HTTP error status codes for the HTTP POST method listed in table 5.2.6-1 of 3GPP TS 29.122 [2] shall also apply.				

**Table 6.1.5.3.3.1-3: Headers supported by the 307 Response Code on this resource**

Name	Data type	P	Cardinality	Description
Location	string	M	1	Contains an alternative URI representing the end point of an alternative service consumer towards which the notification should be redirected.

**Table 6.1.5.3.3.1-4: Headers supported by the 308 Response Code on this resource**

Name	Data type	P	Cardinality	Description
Location	string	M	1	Contains an alternative URI representing the end point of an alternative service consumer towards which the notification should be redirected.

## 6.1.5.4 C2 Communication Mode Switching Notification

## 6.1.5.4.1 Description

The C2 Communication Mode Switching Notification is used by a UAE Server to notify a previously subscribed service consumer on the targeted C2 Communication Mode switching for a UAS (i.e. pair of UAV and UAV-C).

## 6.1.5.4.2 Target URI

The Callback URI "{notificationUri}/inform-c2mode-switch" shall be used with the callback URI variables defined in table 6.1.5.4.2-1.

**Table 6.1.5.4.2-1: Callback URI variables**

Name	Data type	Definition
notificationUri	Uri	String formatted as a URI containing the Callback URI.

## 6.1.5.4.3 Standard Methods

## 6.1.5.4.3.1 POST

This method shall support the request data structures specified in table 6.1.5.4.3.1-1 and the response data structures and response codes specified in table 6.1.5.4.3.1-2.

**Table 6.1.5.4.3.1-1: Data structures supported by the POST Request Body**

Data type	P	Cardinality	Description
C2CommModeSwitchNotif	M	1	Contains information on the targeted C2 Communication Mode switching for the concerned UAS (i.e. pair of UAV and UAV-C).

**Table 6.1.5.4.3.1-2: Data structures supported by the POST Response Body**

Data type	P	Cardinality	Response codes	Description
C2Result	M	1	200 OK	The targeted C2 Communication Mode switching for the concerned UAS (i.e. pair of UAV and UAV-C) is successfully received.  The response body shall contain the feedback of the service consumer on whether this C2 Communication Mode switching is confirmed (i.e. validated) or not.
n/a			204 No Content	The targeted C2 Communication Mode switching for the concerned UAS (i.e. pair of UAV and UAV-C) is successfully received and acknowledged, and the service consumer does not need to confirm (i.e. validate) it.
n/a			307 Temporary Redirect	Temporary redirection. The response shall include a Location header field containing an alternative URI representing the end point of an alternative service consumer where the notification should be sent.  Redirection handling is described in clause 5.2.10 of 3GPP TS 29.122 [2].
n/a			308 Permanent Redirect	Permanent redirection. The response shall include a Location header field containing an alternative URI representing the end point of an alternative service consumer where the notification should be sent.  Redirection handling is described in clause 5.2.10 of 3GPP TS 29.122 [2].
NOTE: The mandatory HTTP error status codes for the HTTP POST method listed in table 5.2.6-1 of 3GPP TS 29.122 [2] shall also apply.				

**Table 6.1.5.4.3.1-3: Headers supported by the 307 Response Code on this resource**

Name	Data type	P	Cardinality	Description
Location	string	M	1	Contains an alternative URI representing the end point of an alternative service consumer towards which the notification should be redirected.

**Table 6.1.5.4.3.1-4: Headers supported by the 308 Response Code on this resource**

Name	Data type	P	Cardinality	Description
Location	string	M	1	Contains an alternative URI representing the end point of an alternative service consumer towards which the notification should be redirected.

## 6.1.6 Data Model

### 6.1.6.1 General

This clause specifies the application data model supported by the API.

Table 6.1.6.1-1 specifies the data types defined for the UAE\_C2OperationModeManagement API.

**Table 6.1.6.1-1: UAE\_C2OperationModeManagement API specific Data Types**

Data type	Clause defined	Description	Applicability
ConfigureData	6.1.6.2.2	Represents the parameters to request to provision C2 Operation Mode configuration information for a UAS (i.e. pair of UAV and UAV-C).	
SelectedC2CommModeNotif	6.1.6.2.3	Represents information on the C2 Communication Mode selected by a UAS (i.e. pair of UAV and UAV-C).	
C2CommModeSwitchNotif	6.1.6.2.4	Represents information on the targeted C2 Communication Mode switching for a UAS (i.e. pair of UAV and UAV-C).	
C2LinkQualityThrlds	6.1.6.2.11	Represents the C2 link quality thresholds.	
C2OpModeMngtCompStatus	6.1.6.2.9	Represents the C2 operation mode management completion status for a UAS (i.e. pair of UAV and UAV-C).	
C2OpModeStatus	6.1.6.3.6	Represents the C2 operation mode management completion status.	
C2Result	6.1.6.2.5	Represents the result of an action related to C2 of a UAS.	
C2ServiceArea	6.1.6.2.8	Represents a C2 service area.	
C2SwitchPolicies	6.1.6.2.10	Represents the C2 operation mode switching policies.	
C2DirectAvailRepReqs	6.1.6.2.12	Represents the "Direct C2 Communication" mode availability reporting requirements.	UASApp_2
DualC2Data	6.1.6.2.13	Represents the Dual C2 communication mode related information.	UASApp_3
UasId	6.1.6.2.6	Represents the identifier of a UAS (i.e. pair of UAV and UAV-C).	
UavId	6.1.6.2.7	Represents the identifier of a UAV (e.g. UAV, UAV-C).	
C2CommMode	6.1.6.3.3	Represents the C2 Communication Modes.	
C2CommModeSwitching	6.1.6.3.4	Represents the C2 Communication Mode Switching types.	
C2SwitchingCause	6.1.6.3.5	Represents the C2 Communication Mode switching cause.	

Table 6.1.6.1-2 specifies data types re-used by the UAE\_C2OperationModeManagement API from other specifications, including a reference to their respective specifications, and when needed, a short description of their use within the UAE\_C2OperationModeManagement API.

**Table 6.1.6.1-2: UAE\_C2OperationModeManagement API re-used Data Types**

Data type	Reference	Comments	Applicability
ExternalGroupld	3GPP TS 29.122 [2]	Represents an external group identifier.	
GeographicArea	3GPP TS 29.572 [8]	Represents a geographical area.	
Gpsi	3GPP TS 29.571 [7]	Represents a GPSI.	
Ncgi	3GPP TS 29.571 [7]	Represents an NCGI.	
PacketLossRate	3GPP TS 29.571 [7]	Represents the packet loss rate.	
ProseApplicationCode SuffixPool	3GPP TS 29.555 [15]	Represents a ProSe Application Code Suffix Pool.	UASApp_2
ProseApplicationMask	3GPP TS 29.555 [15]	Represents a Mask for a ProSe Application Code Suffix.	UASApp_2
ReportingInformation	3GPP TS 29.523 [14]	Represents the event reporting requirements.	UASApp_2
SupportedFeatures	3GPP TS 29.571 [7]	Used to negotiate the applicability of the optional features.	
Tai	3GPP TS 29.571 [7]	Represents a tracking area identifier.	
TimeWindow	3GPP TS 29.122 [2]	Represents a time window.	UASApp_2
Uri	3GPP TS 29.122 [2]	Represents a URI.	

## 6.1.6.2 Structured data types

### 6.1.6.2.1 Introduction

This clause defines the structures to be used in resource representations.

6.1.6.2.2 Type: ConfigureData

**Table 6.1.6.2.2-1: Definition of type ConfigureData**

Attribute name	Data type	P	Cardinality	Description	Applicability
uasId	Uri	M	1	Contains the identity of the service consumer communicating the C2 Operation Mode configuration information for a UAS (i.e. pair of UAV and UAV-C). It takes the form of a URI.	
uasId	UasId	M	1	Contains the identity of the UAS (i.e. pair of UAV and UAV-C) to which the provided C2 Operation Mode configuration information is destined.  This shall be either in the form of a UAS identifier (e.g. group ID) or a collection of individual identifiers (e.g. CAA level UAV ID, GPSI) of the UAV and UAV-C composing the UAS.	
allowedC2CommModes	array(C2CommMode)	M	1..N	Contains the allowed C2 communication modes for the UAS (i.e. pair of UAV and UAV-C) identified by the "uasId" attribute.	
c2CommModeSwitchTypes	array(C2CommModeSwitching)	M	1..N	Contains the C2 Communication Mode switching types to be supported by the UAE Server for the UAS (i.e. pair of UAV and UAV-C) identified by the "uasId" attribute.  (NOTE 2)	
notificationUri	Uri	M	1	Contains the notification URI via which the notifications shall be delivered.	
primaryC2CommMode	C2CommMode	M	1	Contains the primary C2 communication mode to be used by the UAS (i.e. pair of UAV and UAV-C) identified by the "uasId" attribute.  (NOTE 3, NOTE 4)	
secondaryC2CommMode	C2CommMode	O	0..1	Contains the secondary C2 communication mode to be used by the UAS (i.e. pair of UAV and UAV-C) identified by the "uasId" attribute.  (NOTE 3, NOTE 4)	
c2SwitchPolicies	C2SwitchPolicies	M	1	Contains the C2 operation mode switching policies.  (NOTE 1, NOTE 2)	
c2ServiceArea	C2ServiceArea	O	0..1	Contains the service area within which the C2 operation mode management request applies. This shall be either a geographical area or a topological area.  (NOTE 2)	
c2DirectAvailRepReqs	C2DirectAvailRepReqs	O	0..1	Contains the "Direct C2 Communication" mode availability reporting requirements.	UASApp_2
dualNetAssistC2Info	DualC2Data	C	0..1	Contains the information related to the Dual Network-Assisted C2 communication links.  This attribute shall be present only if the "allowedC2CommModes" attribute contains an array element set to "NETWORK_ASSISTED_C2_COMMUNICATION" and the "c2CommModeSwitchTypes" attribute contains an array element set to "NETWORK_ASSISTED_TO_NETWORK_ASSISTED".	UASApp_3

dualUTMNavC2Info	DualC2Data	C	0..1	<p>Contains the information related to the Dual UTM-Navigated C2 communication links.</p> <p>This attribute shall be present only if the "allowedC2CommModes" attribute contains an array element set to "UTM_NAVIGATED_C2_COMMUNICATION" and the "c2CommModeSwitchTypes" contains an array element set to "UTM_NAVIGATED_TO_UTM_NAVIGATED".</p>	UASApp_3
suppFeat	SupportedFeatures	C	0..1	<p>Contains the list of supported features among the ones defined in clause 6.1.8.</p> <p>This attribute shall be provided if at least one feature is supported by the service consumer.</p>	

NOTE 1: In this release of the specification, only the "directC2LinkQualityThrlds" attribute and/or the "uuC2LinkQualityThrlds" attribute within the C2SwitchPolicies data structure is/are applicable within this attribute.

NOTE 2: When the "UASApp\_3" feature is supported and the "c2CommModeSwitchTypes" attribute contains only the "NETWORK\_ASSISTED\_TO\_NETWORK\_ASSISTED" and/or "UTM\_NAVIGATED\_TO\_UTM\_NAVIGATED" value(s), then the value of the "c2SwitchPolicies" attribute shall be ignored and the "c2ServiceArea" attribute shall not be present.

NOTE 3: When the "UASApp\_3" feature is supported and the "primaryC2CommMode" attribute is set to "NETWORK\_ASSISTED\_C2\_COMMUNICATION\_DUAL", then the "secondaryC2CommMode" attribute shall not be present, i.e., the C2 communication mode for both the primary and secondary C2 communication links is "Network-Assisted C2 Communication".

NOTE 4: When the "UASApp\_3" feature is supported and the "primaryC2CommMode" attribute is set to "UTM\_NAVIGATED\_C2\_COMMUNICATION\_DUAL", then the "secondaryC2CommMode" attribute shall not be present, i.e., the C2 communication mode for both the primary and secondary C2 communication links is "UTM-Navigated C2 Communication".

## 6.1.6.2.3 Type: SelectedC2CommModeNotif

Table 6.1.6.2.3-1: Definition of type SelectedC2CommModeNotif

Attribute name	Data type	P	Cardinality	Description	Applicability
uasId	UasId	M	1	Contains the identity of the UAS (i.e. pair of UAV and UAV-C) to which the notification is related.  This shall be either in form of a UAS identifier (e.g. group ID) or a collection of individual identifiers (e.g. CAA level UAV ID, GPSI) of the UAV and UAV-C composing the UAS.	
selPrimaryC2CommMode	C2CommMode	M	1	Contains the primary C2 communication mode selected by the UAS (i.e. pair of UAV and UAV-C) identified by the "uasId" attribute.  (NOTE 1, NOTE 2)	
selSecondaryC2CommMode	C2CommMode	O	0..1	Contains the secondary C2 communication mode to be used by the UAS (i.e. pair of UAV and UAV-C) identified by the "uasId" attribute.  (NOTE 1, NOTE 2)	
NOTE 1: When the "UASApp_3" feature is supported and the "selPrimaryC2CommMode" attribute is set to "NETWORK_ASSISTED_C2_COMMUNICATION_DUAL", then the "selSecondaryC2CommMode" attribute shall not be present, i.e., the selected C2 communication mode for both the primary and secondary C2 communication links is "Network-Assisted C2 Communication".					
NOTE 2: When the "UASApp_3" feature is supported and the "selPrimaryC2CommMode" attribute is set to "UTM_NAVIGATED_C2_COMMUNICATION_DUAL", then the "selSecondaryC2CommMode" attribute shall not be present, i.e., the selected C2 communication mode for both the primary and secondary C2 communication links is "UTM-Navigated C2 Communication".					

## 6.1.6.2.4 Type: C2CommModeSwitchNotif

Table 6.1.6.2.4-1: Definition of type C2CommModeSwitchNotif

Attribute name	Data type	P	Cardinality	Description	Applicability
uaeServerId	Uri	M	1	Contains the identifier of the UAE Server that is sending the notification and requesting C2 Communication Mode switching confirmation for a UAS (i.e. pair of UAV and UAV-C) from the service consumer.	
uasId	UasId	M	1	Contains the identifier of the UAS (i.e. pair of UAV and UAV-C) to which the provided C2 Communication Mode switching information is related.  This shall be either in form of a UAS identifier (e.g. group ID) or a collection of individual identifiers (e.g. CAA level UAV ID, GPSI) of the UAV and UAV-C composing the UAS.	
c2CommModeSwitchType	C2CommModeSwitching	M	1	Contains the targeted C2 Communication Mode switching for the UAS (i.e. pair of UAV and UAV-C) identified by the "uasId" attribute.	
switchingCause	C2SwitchingCause	O	0..1	Contains the cause that triggers the C2 Communication Mode switching.	

## 6.1.6.2.5 Type: C2Result

**Table 6.1.6.2.5-1: Definition of type C2Result**

Attribute name	Data type	P	Cardinality	Description	Applicability
c2OpConfirmed	Boolean	M	1	This attribute indicates whether the requested action (e.g. targeted C2 Communication Mode switching, C2 Operation Mode configuration information provisioning) is confirmed or not. <ul style="list-style-type: none"> <li>- "true" means that the requested action is confirmed or approved.</li> <li>- "false" means that the requested action is not confirmed or not approved.</li> </ul>	
supFeat	SupportedFeatures	C	0..1	Indicates the list of negotiated supported features.  This attribute shall be provided by the UAE Server in the response to a request in which the service consumer provided the list of features that it supports.	

## 6.1.6.2.6 Type: UasId

**Table 6.1.6.2.6-1: Definition of type UasId**

Attribute name	Data type	P	Cardinality	Description	Applicability
groupid	ExternalGroupId	C	0..1	Contains the identity of a UAS (i.e. a pair of UAV and UAV-C) in the form of a group identifier. (NOTE)	
individualUasId	array(UavId)	C	0..N	Contains the identity of a UAS (i.e. a pair of UAV and UAV-C) in the form of a collection of individual identifiers of the UAV and UAV-C composing the UAS. (NOTE)	

NOTE: The "groupid" attribute and the "individualUasId" attribute are mutually exclusive.

## 6.1.6.2.7 Type: UavId

**Table 6.1.6.2.7-1: Definition of type UavId**

Attribute name	Data type	P	Cardinality	Description	Applicability
gpsi	Gpsi	C	0..1	Contains the identity of a UAV or UAV-C in the form of a GPSI. (NOTE)	
caald	string	C	0..1	Contains the identity of a UAV or UAV-C in the form of a CAA level UAV ID. (NOTE)	

NOTE: At least one of the "groupid" attribute or the "caald" attribute shall be provided within the UavId data type.

## 6.1.6.2.8 Type: C2ServiceArea

Table 6.1.6.2.8-1: Definition of type C2ServiceArea

Attribute name	Data type	P	Cardinality	Description	Applicability
ncgiList	array(Ncgi)	C	0..N	Contains a list of NR cell identifier(s) that constitutes the C2 service area.	
taiList	array(Tai)	C	0..N	Contains a list of tracking area identifier(s) that constitutes the C2 service area.	
geographicAreaList	array(GeographicArea)	C	0..N	Contains a list of geographic area(s) that constitutes the C2 service area.	
NOTE: Either the "geographicAreaList" attribute or the "ncgiList" attribute and/or the "taiList" attribute shall be provided.					

## 6.1.6.2.9 Type: C2OpModeMngtCompStatus

Table 6.1.6.2.9-1: Definition of type C2OpModeMngtCompStatus

Attribute name	Data type	P	Cardinality	Description	Applicability
uasId	UasId	M	1	Contains the identifier of the UAS (i.e. pair of UAV and UAV-C) to which the provided C2 operation mode management completion status information is related.	
status	C2OpModeStatus	M	1	Contains the C2 operation mode management completion status.	

## 6.1.6.2.10 Type: C2SwitchPolicies

Table 6.1.6.2.10-1: Definition of type C2SwitchPolicies

Attribute name	Data type	P	Cardinality	Description	Applicability
directC2LinkQualityThrlds	C2LinkQualityThrlds	O	0..1	Contains the threshold(s) used to evaluate the quality of the direct C2 link.  (NOTE)	
uuC2LinkQualityThrlds	C2LinkQualityThrlds	O	0..1	Contains the threshold(s) used to evaluate the quality of the Network-Assisted (i.e., Uu based) C2 link.  (NOTE)	
c2DirectAvailRepReqs	C2DirectAvailRepReqs	O	0..1	Contains the "Direct C2 Communication" mode availability reporting requirements.	UASApp_2
dualC2Link1QualityThrlds	C2LinkQualityThrlds	O	0..1	Contains the threshold(s) used to evaluate the quality of the first C2 communication link in the case of Dual C2 communications.  (NOTE)	UASApp_3
dualC2SimuLinksQualityThrlds	C2LinkQualityThrlds	O	0..1	Contains the threshold(s) used to evaluate the quality of the simultaneous operation of both C2 communication links in the case of Dual C2 communications.  (NOTE)	UASApp_3
NOTE: At least one of these attributes shall be present.					

## 6.1.6.2.11 Type: C2LinkQualityThrlds

Table 6.1.6.2.11-1: Definition of type C2LinkQualityThrlds

Attribute name	Data type	P	Cardinality	Description	Applicability
nrRsrpThrldLow	integer	O	0..1	Represents the lower RSRP value threshold for the C2 link. Value range: 0-127. (NOTE 1)	
nrRsrpThrldHigh	integer	O	0..1	Represents the upper RSRP value threshold for the C2 link. Value range: 0-127. (NOTE 2)	
nrRsrqThrldLow	integer	O	0..1	Represents the lower RSRQ value threshold for the C2 link. Value range: 0-127. (NOTE 1)	
nrRsrqThrldHigh	integer	O	0..1	Represents the upper RSRQ value threshold for the C2 link. Value range: 0-127. (NOTE 2)	
packetLossThrldLow	PacketLossRate	O	0..1	Represents the lower packet loss rate value threshold for the C2 link. (NOTE 1)	
packetLossThrldHigh	PacketLossRate	O	0..1	Represents the upper packet loss rate value threshold for the C2 link. (NOTE 2)	
NOTE 1: At least one of the "nrRsrpThrldLow", "nrRsrqThrldLow" or "packetLossThrldLow" attributes shall be provided.					
NOTE 2: At least one of the "nrRsrpThrldHigh", "nrRsrqThrldHigh" or "packetLossThrldHigh" attributes shall be provided.					

## 6.1.6.2.12 Type: C2DirectAvailRepReqs

Table 6.1.6.2.12-1: Definition of type C2DirectAvailRepReqs

Attribute name	Data type	P	Cardinality	Description	Applicability
proseAppCodeSuffixPool	ProseApplicationCodeSuffixPool	O	0..1	Represents the ProSe Application Code Suffix Pool. (NOTE)	
proseAppMasks	array(ProseApplicationMask)	O	1..N	Represents the mask(s) for the ProSe Application Code Suffix(es).	
validity	TimeWindow	O	0..1	Contains the time window within which the "Direct C2 Communication" mode availability reporting applies. (NOTE)	
repReqs	ReportingInformation	O	0..1	Contains the reporting requirements of the "Direct C2 Communication" mode availability reporting. (NOTE)	
NOTE: At least one of these attributes shall be present.					

## 6.1.6.2.13 Type: DualC2Data

Table 6.1.6.2.13-1: Definition of type DualC2Data

Attribute name	Data type	P	Cardinality	Description	Applicability
link1C2SwitchPolicies	C2SwitchPolicies	O	0..1	Contains the C2 operation mode switching policies for the first C2 communication link. (NOTE 1, NOTE 2)	
link1C2ServiceArea	C2ServiceArea	O	0..1	Contains the service area within which the first C2 communication link applies. (NOTE 1)	
link2C2SwitchPolicies	C2SwitchPolicies	O	0..1	Contains the C2 operation mode switching policies for the second C2 communication link. (NOTE 1, NOTE 3)	
link2C2ServiceArea	C2ServiceArea	O	0..1	Contains the service area within which the first C2 communication link applies. (NOTE 1)	
NOTE 1: At least one of these attributes shall be present.					
NOTE 2: In this release of the specification, only the "dualC2Link1QualityThrlds" attribute within the C2SwitchPolicies data structure is applicable within this attribute.					
NOTE 3: In this release of the specification, only the "dualC2SimuLinksQualityThrlds" attribute within the C2SwitchPolicies data structure is applicable within this attribute.					

## 6.1.6.3 Simple data types and enumerations

## 6.1.6.3.1 Introduction

This clause defines simple data types and enumerations that can be referenced from data structures defined in the previous clauses.

## 6.1.6.3.2 Simple data types

The simple data types defined in table 6.1.6.3.2-1 shall be supported.

**Table 6.1.6.3.2-1: Simple data types**

Type Name	Type Definition	Description	Applicability

### 6.1.6.3.3 Enumeration: C2CommMode

The enumeration C2CommMode represents C2 Communication Modes. It shall comply with the provisions of table 6.1.6.3.3-1.

**Table 6.1.6.3.3-1: Enumeration C2CommMode**

Enumeration value	Description	Applicability
DIRECT_C2_COMMUNICATION	Represents Direct C2 Communication mode.	
NETWORK_ASSISTED_C2_COMMUNICATION	Represents Network-Assisted C2 Communication mode.	
NETWORK_ASSISTED_C2_COMMUNICATION_DUAL	Represents Network-Assisted C2 Communication mode via a specific subscription/network (i.e., in case of Dual Network-Assisted C2 communications).	UASApp_3
UTM_NAVIGATED_C2_COMMUNICATION	Represents UTM-Navigated C2 communication mode.	
UTM_NAVIGATED_C2_COMMUNICATION_DUAL	Represents UTM-Navigated C2 communication mode via a specific subscription/network (i.e., in case of Dual UTM-Navigated C2 communications).	UASApp_3

### 6.1.6.3.4 Enumeration: C2CommModeSwitching

The enumeration C2CommModeSwitching represents C2 Communication Mode Switching types. It shall comply with the provisions of table 6.1.6.3.4-1.

**Table 6.1.6.3.4-1: Enumeration C2CommModeSwitching**

Enumeration value	Description	Applicability
DIRECT_TO_NETWORK_ASSISTED_C2	Represents the C2 Communication Mode switching from Direct C2 Communication mode to Network-Assisted C2 Communication mode.	
NETWORK_ASSISTED_TO_DIRECT_C2	Represents the C2 Communication Mode switching from Network-Assisted C2 Communication mode to Direct C2 Communication mode.	
DIRECT_TO_UTM_NAVIGATED_C2	Represents the C2 Communication Mode switching from Direct C2 Communication mode to UTM-Navigated C2 communication mode.	
NETWORK_ASSISTED_TO_UTM_NAVIGATED_C2	Represents the C2 Communication Mode switching from Network-Assisted C2 Communication mode to UTM-Navigated C2 communication mode.	
NETWORK_ASSISTED_TO_NETWORK_ASSISTED	Represents the C2 Communication Mode switching between two Network-Assisted C2 Communication modes (e.g., via different subscriptions/networks).	UASApp_3
UTM_NAVIGATED_TO_UTM_NAVIGATED	Represents the C2 Communication Mode switching between two UTM-Navigated C2 Communication modes (e.g., via different subscriptions/networks).	UASApp_3

### 6.1.6.3.5 Enumeration: C2SwitchingCause

The enumeration C2SwitchingCause represents the C2 Communication Mode switching cause. It shall comply with the provisions of table 6.1.6.3.5-1.

**Table 6.1.6.3.5-1: Enumeration C2SwitchingCause**

Enumeration value	Description	Applicability
DIRECT_LINK_QUALITY_DEGRADATION	Indicates that the C2 Communication Mode switching was triggered due to a degradation in the direct radio link quality.	
DIRECT_LINK_AVAILABLE	Indicates that the C2 Communication Mode switching was triggered due to the availability of a direct link, i.e. direct radio link quality enables its usage.	
MOVING_BVLOS	Indicates that the C2 Communication Mode switching was triggered due to the UAV moving BVLOS.	
LOCATION_CHANGE	Indicates that the C2 Communication Mode switching was triggered due to an actual or expected location/mobility of the UAV (e.g. which impacts the UAV-to-UAV-C location).	
TRAFFIC_CONTROL_NEEDED	Indicates that the C2 Communication Mode switching was triggered due to the necessity to have air traffic control.	
SECURITY_REASONS	Indicates that the C2 Communication Mode switching was triggered due to security reasons.	
ACTIVE_LINK_DEGRADATION	Indicates that the C2 Communication Mode switching was triggered due to a degradation of the active link in case of Dual C2 communications (e.g., Dual Network-Assisted C2 communications, Dual UTM-Navigated C2 communications).	UASApp_3
OTHER_REASONS	Indicates that the C2 Communication Mode switching was triggered due to other reasons (e.g. unpredictable event, unknown reason, weather conditions, topography, etc.).	

### 6.1.6.3.6 Enumeration: C2OpModeStatus

The enumeration C2OpModeStatus represents C2 Operation Mode Management Completion status. It shall comply with the provisions of table 6.1.6.3.6-1.

**Table 6.1.6.3.6-1: Enumeration C2CommMode**

Enumeration value	Description	Applicability
SUCCESSFUL	Indicates that the C2 operation mode configuration was successful.	
NOT_SUCCESSFUL	Indicates that the C2 operation mode configuration was not successful.	

### 6.1.6.4 Data types describing alternative data types or combinations of data types

There are no data types describing alternative data types or combinations of data types defined for this API in this release of the specification.

## 6.1.6.5 Binary data

### 6.1.6.5.1 Binary Data Types

**Table 6.1.6.5.1-1: Binary Data Types**

Name	Clause defined	Content type

## 6.1.7 Error Handling

### 6.1.7.1 General

For the UAE\_C2OperationModeManagement API, HTTP error responses shall be supported as specified in clause 5.2.6 of 3GPP TS 29.122 [2]. Protocol errors and application errors specified in clause 5.2.6 of 3GPP TS 29.122 [2] shall be supported for the HTTP status codes specified in table 5.2.6-1 of 3GPP TS 29.122 [2].

In addition, the requirements in the following clauses are applicable for the UAE\_C2OperationModeManagement API.

### 6.1.7.2 Protocol Errors

No specific protocol errors for the UAE\_C2OperationModeManagement API are specified.

### 6.1.7.3 Application Errors

The application errors defined for the UAE\_C2OperationModeManagement API are listed in Table 6.1.7.3-1.

**Table 6.1.7.3-1: Application errors**

Application Error	HTTP status code	Description

## 6.1.8 Feature negotiation

The optional features listed in table 6.1.8-1 are defined for the UAE\_C2OperationModeManagement API. They shall be negotiated using the extensibility mechanism defined in clause 5.2.7 of 3GPP TS 29.122 [2].

**Table 6.1.8-1: Supported Features**

Feature number	Feature Name	Description
1	UASApp_2	This feature indicates the support of the first set of enhancements to the UAS Applications Enabler Layer.  Within this feature, the following enhancements are covered: - Support the provisioning of the "Direct C2 Communication" mode availability reporting requirements. - Support the provisioning of the threshold(s) used to evaluate the quality of the UTM-Navigated C2 link within C2 switching policies.
2	UASApp_3	This feature indicates the support of the second set of enhancements to the UAS Applications Enabler Layer.  Within this feature, the following enhancements are covered: - Support Dual C2 communications (e.g., Dual Network-Assisted C2 communications, Dual UTM-Navigated C2 communications).

## 6.1.9 Security

The provisions of clause 6 of 3GPP TS 29.122 [2] shall apply for the UAE\_C2OperationModeManagement API.

## 6.2 UAE\_RealtimeUAVStatus Service API

### 6.2.1 Introduction

The UAE\_RealtimeUAVStatus service shall use the UAE\_RealtimeUAVStatus API.

The API URI of the UAE\_RealtimeUAVStatus API shall be:

**{apiRoot}/<apiName>/<apiVersion>**

The request URIs used in HTTP requests shall have the Resource URI structure defined in clause 5.2.4 of 3GPP TS 29.122 [2], i.e.:

**{apiRoot}/<apiName>/<apiVersion>/<apiSpecificSuffixes>**

with the following components:

- The {apiRoot} shall be set as described in clause 5.2.4 of 3GPP TS 29.122 [2].
- The <apiName> shall be "uae-uav-status".
- The <apiVersion> shall be "v1".
- The <apiSpecificSuffixes> shall be set as described in clause 5.2.4 of 3GPP TS 29.122 [2].

**NOTE:** When 3GPP TS 29.122 [2] is referenced for the common protocol and interface aspects for API definition in the clauses under clause 6.2, the UAE Server takes the role of the SCEF and the service consumer takes the role of the SCS/AS.

### 6.2.2 Usage of HTTP

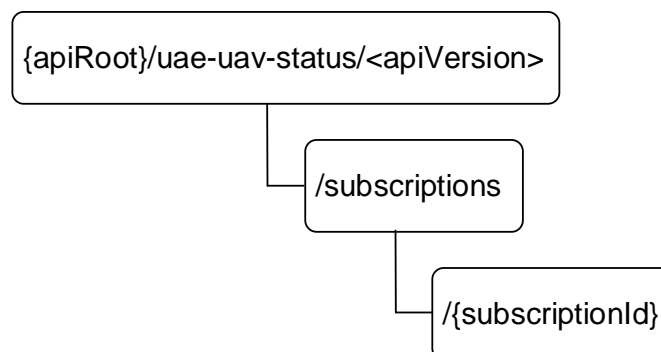
The provisions of clause 5.2.2 of 3GPP TS 29.122 [2] shall apply for the UAE\_RealtimeUAVStatus API.

### 6.2.3 Resources

#### 6.2.3.1 Overview

This clause describes the structure for the Resource URIs and the resources and methods used for the service.

Figure 6.2.3.1-1 depicts the resource URIs structure for the UAE\_RealtimeUAVStatus API.



**Figure 6.2.3.1-1: Resource URIs structure of the UAE\_RealtimeUAVStatus API**

Table 6.2.3.1-1 provides an overview of the resources and applicable HTTP methods for the UAE\_RealtimeUAVStatus API.

**Table 6.2.3.1-1: Resources and methods overview**

Resource name	Resource URI	HTTP method or custom operation	Description
Real-time UAV Status Subscriptions	/subscriptions	GET	Retrieve all the active real-time UAV status subscriptions managed by the UAE Server.
		POST	Request the creation of a subscription to real-time UAV status reporting.
Individual Real-time UAV Status Subscription	/subscriptions/{subscriptionId}	GET	Retrieve a real-time UAV status subscription resource identified by the provided subscription identifier.
		PUT	Update an existing real-time UAV status subscription resource identified by the provided subscription identifier.
		DELETE	Request the deletion of a real-time UAV status subscription resource identified by the provided subscription identifier.

## 6.2.3.2 Resource: Real-time UAV Status Subscriptions

### 6.2.3.2.1 Description

This resource represents the collection of real-time UAV status subscriptions managed by the UAE Server.

### 6.2.3.2.2 Resource Definition

Resource URI: {apiRoot}/uae-uav-status/<apiVersion>/subscriptions

This resource shall support the resource URI variables defined in table 6.2.3.2.2-1.

**Table 6.2.3.2.2-1: Resource URI variables for this resource**

Name	Data type	Definition
apiRoot	string	See clause 5.2.4 of 3GPP TS 29.122 [2].

### 6.2.3.2.3 Resource Standard Methods

#### 6.2.3.2.3.1 GET

The GET method allows a service consumer to retrieve all the active real-time UAV status subscriptions managed by the UAE Server.

This method shall support the URI query parameters specified in table 6.2.3.2.3.1-1.

**Table 6.2.3.2.3.1-1: URI query parameters supported by the GET method on this resource**

Name	Data type	P	Cardinality	Description	Applicability
n/a					

This method shall support the request data structures specified in table 6.2.3.2.3.1-2 and the response data structures and response codes specified in table 6.2.3.2.3.1-3.

**Table 6.2.3.2.3.1-2: Data structures supported by the GET Request Body on this resource**

Data type	P	Cardinality	Description
n/a			

**Table 6.2.3.2.3.1-3: Data structures supported by the GET Response Body on this resource**

Data type	P	Cardinality	Response codes	Description
array(RTUavStatusSubscription)	M	1..N	200 OK	Successful case. All the active real-time UAV status subscriptions managed by the UAE Server shall be returned.
n/a			307 Temporary Redirect	Temporary redirection. The response shall include a Location header field containing an alternative URI of the resource located in an alternative UAE Server. Redirection handling is described in clause 5.2.10 of 3GPP TS 29.122 [2].
n/a			308 Permanent Redirect	Permanent redirection. The response shall include a Location header field containing an alternative URI of the resource located in an alternative UAE Server. Redirection handling is described in clause 5.2.10 of 3GPP TS 29.122 [2].
NOTE: The mandatory HTTP error status codes for the HTTP GET method listed in table 5.2.6-1 of 3GPP TS 29.122 [2] shall also apply.				

**Table 6.2.3.2.3.1-4: Headers supported by the 307 Response Code on this resource**

Name	Data type	P	Cardinality	Description
Location	string	M	1	Contains an alternative URI of the resource located in an alternative UAE Server.

**Table 6.2.3.2.3.1-5: Headers supported by the 308 Response Code on this resource**

Name	Data type	P	Cardinality	Description
Location	string	M	1	Contains an alternative URI of the resource located in an alternative UAE Server.

#### 6.2.3.2.3.2 POST

The POST method allows a service consumer to request the creation of a subscription to real-time UAV status reporting at the UAE Server.

This method shall support the URI query parameters specified in table 6.2.3.2.3.2-1.

**Table 6.2.3.2.3.2-1: URI query parameters supported by the POST method on this resource**

Name	Data type	P	Cardinality	Description	Applicability
n/a					

This method shall support the request data structures specified in table 6.2.3.2.3.2-2 and the response data structures and response codes specified in table 6.2.3.2.3.2-3.

**Table 6.2.3.2.3.2-2: Data structures supported by the POST Request Body on this resource**

Data type	P	Cardinality	Description
RTUavStatusSubsc	M	1	Represents the parameters to request the creation of a subscription to real-time UAV status reporting.

**Table 6.2.3.2.3.2-3: Data structures supported by the POST Response Body on this resource**

Data type	P	Cardinality	Response codes	Description
RTUavStatusSubsc	M	1	201 Created	Successful case. The subscription is successfully created and a representation of the created Individual Real-time UAV Status Subscription resource shall be returned.  An HTTP "Location" header that contains the resource URI of the created Individual Real-time UAV Status Subscription resource shall also be included.
NOTE: The mandatory HTTP error status codes for the HTTP POST method listed in table 5.2.6-1 of 3GPP TS 29.122 [2] shall also apply.				

**Table 6.2.3.2.3.2-4: Headers supported by the 201 Response Code on this resource**

Name	Data type	P	Cardinality	Description
Location	string	M	1	Contains the URI of the newly created resource, according to the structure: {apiRoot}/uae-uav-status/<apiVersion>/subscriptions/{subscriptionId}

#### 6.2.3.2.4 Resource Custom Operations

There are no resource custom operations defined for this resource in this release of the specification.

### 6.2.3.3 Resource: Individual Real-time UAV Status Subscription

#### 6.2.3.3.1 Description

This resource represents an individual real-time UAV status subscription managed by the UAE Server.

#### 6.2.3.3.2 Resource Definition

Resource URI: {apiRoot}/uae-uav-status/<apiVersion>/subscriptions/{subscriptionId}

This resource shall support the resource URI variables defined in table 6.2.3.3.2-1.

**Table 6.2.3.3.2-1: Resource URI variables for this resource**

Name	Data type	Definition
apiRoot	string	See clause 5.2.4 of 3GPP TS 29.122 [2].
subscriptionId	string	Represents the subscription identifier.

#### 6.2.3.3.3 Resource Standard Methods

##### 6.2.3.3.3.1 GET

The GET method allows a service consumer to retrieve a real-time UAV status subscription identified by the subscription identifier included in the request URI (i.e. within the "{subscriptionId}" path segment).

This method shall support the URI query parameters specified in table 6.2.3.3.3.1-1.

**Table 6.2.3.3.3.1-1: URI query parameters supported by the GET method on this resource**

Name	Data type	P	Cardinality	Description	Applicability
n/a					

This method shall support the request data structures specified in table 6.2.3.3.3.1-2 and the response data structures and response codes specified in table 6.2.3.3.3.1-3.

**Table 6.2.3.3.3.1-2: Data structures supported by the GET Request Body on this resource**

Data type	P	Cardinality	Description
n/a			

**Table 6.2.3.3.3.1-3: Data structures supported by the GET Response Body on this resource**

Data type	P	Cardinality	Response codes	Description
RTUavStatusSubsc	M	1	200 OK	Successful case. The requested Individual Real-time UAV Status Subscription resource shall be returned.
n/a			307 Temporary Redirect	Temporary redirection. The response shall include a Location header field containing an alternative URI of the resource located in an alternative UAE Server. Redirection handling is described in clause 5.2.10 of 3GPP TS 29.122 [2].
n/a			308 Permanent Redirect	Permanent redirection. The response shall include a Location header field containing an alternative URI of the resource located in an alternative UAE Server. Redirection handling is described in clause 5.2.10 of 3GPP TS 29.122 [2].
NOTE: The mandatory HTTP error status codes for the HTTP GET method listed in table 5.2.6-1 of 3GPP TS 29.122 [2] shall also apply.				

**Table 6.2.3.3.3.1-4: Headers supported by the 307 Response Code on this resource**

Name	Data type	P	Cardinality	Description
Location	string	M	1	Contains an alternative URI of the resource located in an alternative UAE Server.

**Table 6.2.3.3.3.1-5: Headers supported by the 308 Response Code on this resource**

Name	Data type	P	Cardinality	Description
Location	string	M	1	Contains an alternative URI of the resource located in an alternative UAE Server.

#### 6.2.3.3.3.2 PUT

The PUT method allows a service consumer to request the update of an existing real-time UAV status subscription identified by the subscription identifier included in the request URI (i.e. within the "{subscriptionId}" path segment).

This method shall support the URI query parameters specified in table 6.2.3.3.3.2-1.

**Table 6.2.3.3.3.2-1: URI query parameters supported by the PUT method on this resource**

Name	Data type	P	Cardinality	Description	Applicability
n/a					

This method shall support the request data structures specified in table 6.2.3.3.3.2-2 and the response data structures and response codes specified in table 6.2.3.3.3.2-3.

**Table 6.2.3.3.3.2-2: Data structures supported by the PUT Request Body on this resource**

Data type	P	Cardinality	Description
RTUavStatusSubsc	M	1	Represents the parameters to request the update of an existing subscription to real-time UAV status reporting.

**Table 6.2.3.3.3.2-3: Data structures supported by the PUT Response Body on this resource**

Data type	P	Cardinality	Response codes	Description
RTUavStatusSubsc	M	1	200 OK	Successful case. The real-time UAV status subscription is successfully updated and a representation of the updated Individual Real-time UAV Status Subscription resource shall be returned.
n/a			204 No Content	Successful case. The real-time UAV status subscription is successfully updated.
n/a			307 Temporary Redirect	Temporary redirection. The response shall include a Location header field containing an alternative URI of the resource located in an alternative UAE Server. Redirection handling is described in clause 5.2.10 of 3GPP TS 29.122 [2].
n/a			308 Permanent Redirect	Permanent redirection. The response shall include a Location header field containing an alternative URI of the resource located in an alternative UAE Server. Redirection handling is described in clause 5.2.10 of 3GPP TS 29.122 [2].
NOTE: The mandatory HTTP error status codes for the HTTP PUT method listed in table 5.2.6-1 of 3GPP TS 29.122 [2] shall also apply.				

**Table 6.2.3.3.3.2-4: Headers supported by the 307 Response Code on this resource**

Name	Data type	P	Cardinality	Description
Location	string	M	1	Contains an alternative URI of the resource located in an alternative UAE Server.

**Table 6.2.3.3.3.2-5: Headers supported by the 308 Response Code on this resource**

Name	Data type	P	Cardinality	Description
Location	string	M	1	Contains an alternative URI of the resource located in an alternative UAE Server.

### 6.2.3.3.3.3 DELETE

The DELETE method allows a service consumer to request the deletion of an existing real-time UAV status subscription identified by the subscription identifier included in the request URI (i.e. within the "{subscriptionId}" path segment).

This method shall support the URI query parameters specified in table 6.2.3.3.3.3-1.

**Table 6.2.3.3.3.3-1: URI query parameters supported by the DELETE method on this resource**

Name	Data type	P	Cardinality	Description	Applicability
n/a					

This method shall support the request data structures specified in table 6.2.3.3.3.3-2 and the response data structures and response codes specified in table 6.2.3.3.3.3-3.

**Table 6.2.3.3.3.3-2: Data structures supported by the DELETE Request Body on this resource**

Data type	P	Cardinality	Description
n/a			

**Table 6.2.3.3.3.3-3: Data structures supported by the DELETE Response Body on this resource**

Data type	P	Cardinality	Response codes	Description
n/a			204 No Content	Successful case. The real-time UAV status subscription is successfully deleted.
n/a			307 Temporary Redirect	Temporary redirection. The response shall include a Location header field containing an alternative URI of the resource located in an alternative UAE Server. Redirection handling is described in clause 5.2.10 of 3GPP TS 29.122 [2].
n/a			308 Permanent Redirect	Permanent redirection. The response shall include a Location header field containing an alternative URI of the resource located in an alternative UAE Server. Redirection handling is described in clause 5.2.10 of 3GPP TS 29.122 [2].
NOTE: The mandatory HTTP error status codes for the HTTP DELETE method listed in table 5.2.6-1 of 3GPP TS 29.122 [2] shall also apply.				

**Table 6.2.3.3.3.3-4: Headers supported by the 307 Response Code on this resource**

Name	Data type	P	Cardinality	Description
Location	string	M	1	Contains an alternative URI of the resource located in an alternative UAE Server.

**Table 6.2.3.3.3.3-5: Headers supported by the 308 Response Code on this resource**

Name	Data type	P	Cardinality	Description
Location	string	M	1	Contains an alternative URI of the resource located in an alternative UAE Server.

#### 6.2.3.3.4 Resource Custom Operations

There are no resource custom operations defined for this resource in this release of the specification.

### 6.2.4 Custom Operations without associated resources

There are no custom operations without associated resources defined for this API in this release of the specification.

## 6.2.5 Notifications

### 6.2.5.1 General

Notifications shall comply to clause 5.2.5 of 3GPP TS 29.122 [2].

**Table 6.2.5.1-1: Notifications overview**

Notification	Callback URI	HTTP method or custom operation	Description (service operation)
Real-time UAV Status Notification	{notificationUri}/uav-status	uav-status (POST)	This service operation enables a UAE Server to notify a previously subscribed service consumer on the real-time UAV status information.

### 6.2.5.2 Real-time UAV Status Notification

#### 6.2.5.2.1 Description

The Real-time UAV Status Notification is used by a UAE Server to notify a previously subscribed service consumer on the real-time UAV status information.

#### 6.2.5.2.2 Target URI

The Callback URI "{notificationUri}/uav-status" shall be used with the callback URI variables defined in table 6.2.5.2.2-1.

**Table 6.2.5.2.2-1: Callback URI variables**

Name	Data type	Definition
notificationUri	Uri	String formatted as a URI containing the Callback URI.

### 6.2.5.2.3 Standard Methods

#### 6.2.5.2.3.1 POST

This method shall support the request data structures specified in table 6.2.5.2.3.1-1 and the response data structures and response codes specified in table 6.2.5.2.3.1-2.

**Table 6.2.5.2.3.1-1: Data structures supported by the POST Request Body**

Data type	P	Cardinality	Description
RTUavStatusNotif	M	1	Represents a real-time UAV status notification.

**Table 6.2.5.2.3.1-2: Data structures supported by the POST Response Body**

Data type	P	Cardinality	Response codes	Description
n/a			204 No Content	Successful case. The real-time UAV status notification is successfully received and acknowledged.
n/a			307 Temporary Redirect	Temporary redirection. The response shall include a Location header field containing an alternative URI representing the end point of an alternative service consumer where the notification should be sent. Redirection handling is described in clause 5.2.10 of 3GPP TS 29.122 [2].
n/a			308 Permanent Redirect	Permanent redirection. The response shall include a Location header field containing an alternative URI representing the end point of an alternative service consumer where the notification should be sent. Redirection handling is described in clause 5.2.10 of 3GPP TS 29.122 [2].
NOTE: The mandatory HTTP error status codes for the HTTP POST method listed in table 5.2.6-1 of 3GPP TS 29.122 [2] shall also apply.				

**Table 6.2.5.2.3.1-3: Headers supported by the 307 Response Code on this resource**

Name	Data type	P	Cardinality	Description
Location	string	M	1	Contains an alternative URI representing the end point of an alternative service consumer towards which the notification should be redirected.

**Table 6.2.5.2.3.1-4: Headers supported by the 308 Response Code on this resource**

Name	Data type	P	Cardinality	Description
Location	string	M	1	Contains an alternative URI representing the end point of an alternative service consumer towards which the notification should be redirected.

## 6.2.6 Data Model

### 6.2.6.1 General

This clause specifies the application data model supported by the API.

Table 6.2.6.1-1 specifies the data types defined for the UAE\_RealtimeUAVStatus API.

**Table 6.2.6.1-1: UAE\_RealtimeUAVStatus API specific Data Types**

Data type	Clause defined	Description	Applicability
RTUavStatusSubsc	6.2.6.2.2	Represents the parameters to request the creation of a subscription to real-time UAV status reporting.	
RTUavStatusNotif	6.2.6.2.3	Represents a real-time UAV status notification.	
RTUavStatus	6.2.6.2.4	Represents real-time UAV status information.	
UavNetConnStatus	6.2.6.2.5	Represents the UAV network connection status information.	

Table 6.2.6.1-2 specifies data types re-used by the UAE\_RealtimeUAVStatus API from other specifications, including a reference to their respective specifications, and when needed, a short description of their use within the UAE\_RealtimeUAVStatus API.

**Table 6.2.6.1-2: UAE\_RealtimeUAVStatus API re-used Data Types**

Data type	Reference	Comments	Applicability
DateTime	3GPP TS 29.122 [2]	Represents a date and a time.	
MonitoringType	3GPP TS 29.122 [2]	Represents a monitoring event type.	
LocationInfo	3GPP TS 29.122 [2]	Represents user location information.	
SupportedFeatures	3GPP TS 29.571 [7]	Used to negotiate the applicability of the optional features.	
UavId	Clause 6.1.6.2.7	Represents a UAV identifier.	
Uri	3GPP TS 29.122 [2]	Represents a URI.	

## 6.2.6.2 Structured data types

### 6.2.6.2.1 Introduction

This clause defines the data structures to be used in resource representations.

### 6.2.6.2.2 Type: RTUavStatusSubsc

**Table 6.2.6.2.2-1: Definition of type RTUavStatusSubsc**

Attribute name	Data type	P	Cardinality	Description	Applicability
uassId	Uri	M	1	Contains the identity of the service consumer that is sending the request. It takes the form of a URI.	
uavIds	array(UavId)	M	1..N	Contains the identity of the UAV(s) to which the real-time UAV status subscription is related.	
notificationUri	Uri	M	1	Contains the notification URI via which the real-time UAV status notifications shall be delivered.	
suppFeat	SupportedFeatures	C	0..1	Contains the list of supported features among the ones defined in clause 6.2.8. This attribute shall be provided in the HTTP POST request for subscription resource creation and in the associated successful response.	

### 6.2.6.2.3 Type: RTUavStatusNotif

**Table 6.2.6.2.3-1: Definition of type RTUavStatusNotif**

Attribute name	Data type	P	Cardinality	Description	Applicability
subscriptionId	string	M	1	Contains the identifier of the Individual Real-time UAV Status Subscription to which the notification is related.	
rTUavStatus	array(RTUavStatus)	M	1..N	Contains the real-time UAV status information for a UAV.	

## 6.2.6.2.4 Type: RTUavStatus

Table 6.2.6.2.4-1: Definition of type RTUavStatus

Attribute name	Data type	P	Cardinality	Description	Applicability
uavId	UavId	M	1	Contains the identity of the UAV to which the real-time UAV status information is related.	
uavNetConnStatus	UavNetConnStatus	C	0..1	Contains the network connection status information for the UAV. (NOTE)	
uavLocInfo	LocationInfo	M	1	Contains the location information for the UAV. (NOTE)	
NOTE: Either only the "uavLocInfo" attribute or both the "uavNetConnStatus" attribute and the "uavLocInfo" attribute shall be present.					

## 6.2.6.2.5 Type: UavNetConnStatus

Table 6.2.6.2.5-1: Definition of type UavNetConnStatus

Attribute name	Data type	P	Cardinality	Description	Applicability
statusInfo	MonitoringType	M	1	Contains the network connection status monitoring event that occurred.  Only the "LOSS_OF_CONNECTIVITY", "UE_REACHABILITY", "COMMUNICATION_FAILURE" and "PDN_CONNECTIVITY_STATUS" values are applicable.	
timestamp	DateTime	M	1	Contains the timestamp of the provided network connection status information.	

## 6.2.6.3 Simple data types and enumerations

## 6.2.6.3.1 Introduction

This clause defines simple data types and enumerations that can be referenced from data structures defined in the previous clauses.

## 6.2.6.3.2 Simple data types

The simple data types defined in table 6.2.6.3.2-1 shall be supported.

Table 6.2.6.3.2-1: Simple data types

Type Name	Type Definition	Description	Applicability

## 6.2.6.4 Data types describing alternative data types or combinations of data types

There are no data types describing alternative data types or combinations of data types defined for this API in this release of the specification.

## 6.2.6.5 Binary data

### 6.2.6.5.1 Binary Data Types

**Table 6.2.6.5.1-1: Binary Data Types**

Name	Clause defined	Content type

## 6.2.7 Error Handling

### 6.2.7.1 General

For the UAE\_RealtimeUAVStatus API, HTTP error responses shall be supported as specified in clause 5.2.6 of 3GPP TS 29.122 [2]. Protocol errors and application errors specified in clause 5.2.6 of 3GPP TS 29.122 [2] shall be supported for the HTTP status codes specified in table 5.2.6-1 of 3GPP TS 29.122 [2].

In addition, the requirements in the following clauses are applicable for the UAE\_RealtimeUAVStatus API.

### 6.2.7.2 Protocol Errors

No specific protocol errors for the UAE\_RealtimeUAVStatus API are specified.

### 6.2.7.3 Application Errors

The application errors defined for the UAE\_RealtimeUAVStatus API are listed in Table 6.2.7.3-1.

**Table 6.2.7.3-1: Application errors**

Application Error	HTTP status code	Description

## 6.2.8 Feature negotiation

The optional features listed in table 6.2.8-1 are defined for the UAE\_RealtimeUAVStatus API. They shall be negotiated using the extensibility mechanism defined in clause 5.2.7 of 3GPP TS 29.122 [2].

**Table 6.2.8-1: Supported Features**

Feature number	Feature Name	Description

## 6.2.9 Security

The provisions of clause 6 of 3GPP TS 29.122 [2] shall apply for the UAE\_RealtimeUAVStatus API.

## 6.3 UAE\_ChangeUSSManagement Service API

### 6.3.1 Introduction

The UAE\_ChangeUSSManagement service shall use the UAE\_ChangeUSSManagement API.

The API URI of the UAE\_ChangeUSSManagement API shall be:

**{apiRoot}/<apiName>/<apiVersion>**

The request URIs used in HTTP requests shall have the Resource URI structure defined in clause 5.2.4 of 3GPP TS 29.122 [2], i.e.:

**{apiRoot}/<apiName>/<apiVersion>/<apiSpecificSuffixes>**

with the following components:

- The {apiRoot} shall be set as described in clause 5.2.4 of 3GPP TS 29.122 [2].
- The <apiName> shall be "uae-ucm".
- The <apiVersion> shall be "v1".
- The <apiSpecificSuffixes> shall be set as described in clause 5.2.4 of 3GPP TS 29.122 [2].

NOTE: When 3GPP TS 29.122 [2] is referenced for the common protocol and interface aspects for API definition in the clauses under clause 6.3, the UAE Server takes the role of the SCEF and the service consumer takes the role of the SCS/AS.

### 6.3.2 Usage of HTTP

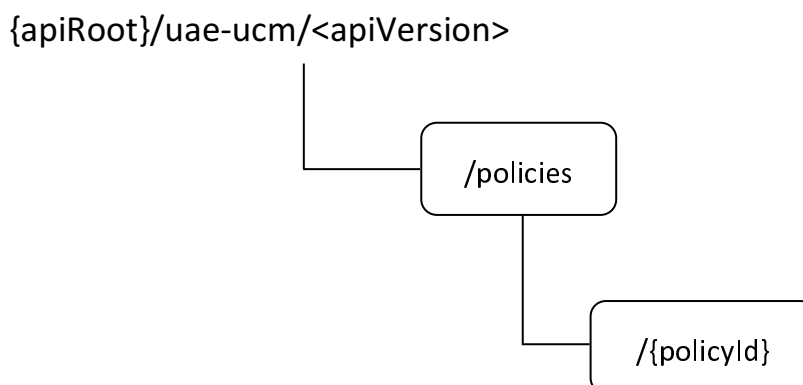
The provisions of clause 5.2.2 of 3GPP TS 29.122 [2] shall apply for the UAE\_ChangeUSSManagement API.

### 6.3.3 Resources

#### 6.3.3.1 Overview

This clause describes the structure for the Resource URIs and the resources and methods used for the service.

Figure 6.3.3.1-1 depicts the resource URIs structure for the UAE\_ChangeUSSManagement API.



**Figure 6.3.3.1-1: Resource URIs structure of the UAE\_ChangeUSSManagement API**

Table 6.3.3.1-1 provides an overview of the resources and applicable HTTP methods for the UAE\_ChangeUSSManagement API.

**Table 6.3.3.1-1: Resources and methods overview**

Resource name	Resource URI	HTTP method or custom operation	Description
USS Change Policies	/policies	GET	Retrieve all the active USS Change Policies managed by the UAE Server.
		POST	Request the creation of a USS Change Policy.
Individual USS Change Policy	/policies/{policyId}	GET	Retrieve an existing "Individual USS Change Policy" resource.
		PUT	Request the update of an existing "Individual USS Change Policy" resource.
		PATCH	Request the modification of an existing "Individual USS Change Policy" resource.
		DELETE	Request the deletion of an existing "Individual USS Change Policy" resource.

**6.3.3.2 Resource: USS Change Policies**

**6.3.3.2.1 Description**

This resource represents the collection of USS Change Policies managed by the UAE Server.

**6.3.3.2.2 Resource Definition**

Resource URI: {apiRoot}/uae-ucm/<apiVersion>/policies

This resource shall support the resource URI variables defined in table 6.3.3.2.2-1.

**Table 6.3.3.2.2-1: Resource URI variables for this resource**

Name	Data type	Definition
apiRoot	string	See clause 6.3.1.

**6.3.3.2.3 Resource Standard Methods**

**6.3.3.2.3.1 GET**

The HTTP GET method allows a service consumer to retrieve all the active USS Change Policies managed by the UAE Server.

This method shall support the URI query parameters specified in table 6.3.3.2.3.1-1.

**Table 6.3.3.2.3.1-1: URI query parameters supported by the GET method on this resource**

Name	Data type	P	Cardinality	Description	Applicability
n/a					

This method shall support the request data structures specified in table 6.3.3.2.3.1-2 and the response data structures and response codes specified in table 6.3.3.2.3.1-3.

**Table 6.3.3.2.3.1-2: Data structures supported by the GET Request Body on this resource**

Data type	P	Cardinality	Description
n/a			

**Table 6.3.3.2.3.1-3: Data structures supported by the GET Response Body on this resource**

Data type	P	Cardinality	Response codes	Description
array(USSChangePolicy)	M	0..N	200 OK	Successful case. All the active USS Change Policies managed by the UAE Server shall be returned.  When there are no active USS Change Policies at the UAE Server, an empty array shall be returned.
n/a			307 Temporary Redirect	Temporary redirection.  The response shall include a Location header field containing an alternative URI of the resource located in an alternative UAE Server.  Redirection handling is described in clause 5.2.10 of 3GPP TS 29.122 [2].
n/a			308 Permanent Redirect	Permanent redirection.  The response shall include a Location header field containing an alternative URI of the resource located in an alternative UAE Server.  Redirection handling is described in clause 5.2.10 of 3GPP TS 29.122 [2].
NOTE: The mandatory HTTP error status codes for the HTTP GET method listed in table 5.2.6-1 of 3GPP TS 29.122 [2] shall also apply.				

**Table 6.3.3.2.3.1-4: Headers supported by the 307 Response Code on this resource**

Name	Data type	P	Cardinality	Description
Location	string	M	1	Contains an alternative URI of the resource located in an alternative UAE Server.

**Table 6.3.3.2.3.1-5: Headers supported by the 308 Response Code on this resource**

Name	Data type	P	Cardinality	Description
Location	string	M	1	Contains an alternative URI of the resource located in an alternative UAE Server.

### 6.3.3.2.3.2 POST

The HTTP POST method allows a service consumer to request the creation of a USS Change Policy at the UAE Server.

This method shall support the URI query parameters specified in table 6.3.3.2.3.2-1.

**Table 6.3.3.2.3.2-1: URI query parameters supported by the POST method on this resource**

Name	Data type	P	Cardinality	Description	Applicability
n/a					

This method shall support the request data structures specified in table 6.3.3.2.3.2-2 and the response data structures and response codes specified in table 6.3.3.2.3.2-3.

**Table 6.3.3.2.3.2-2: Data structures supported by the POST Request Body on this resource**

Data type	P	Cardinality	Description
USSChangePolReq	M	1	Represents the parameters to request the creation of a USS Change Policy.

**Table 6.3.3.2.3.2-3: Data structures supported by the POST Response Body on this resource**

Data type	P	Cardinality	Response codes	Description
USSChangePolResp	M	1	201 Created	Successful case. The USS Change Policy is successfully created and a representation of the created "Individual USS Change Policy" resource shall be returned.  An HTTP "Location" header that contains the URI of the created resource shall also be included.
NOTE: The mandatory HTTP error status codes for the HTTP POST method listed in table 5.2.6-1 of 3GPP TS 29.122 [2] shall also apply.				

**Table 6.3.3.2.3.2-4: Headers supported by the 201 Response Code on this resource**

Name	Data type	P	Cardinality	Description
Location	string	M	1	Contains the URI of the newly created resource, according to the structure: {apiRoot}/uae-ucm/<apiVersion>/policies/{policyId}

#### 6.3.3.2.4 Resource Custom Operations

There are no resource custom operations defined for this resource in this release of the specification.

### 6.3.3.3 Resource: Individual USS Change Policy

#### 6.3.3.3.1 Description

This resource represents a USS Change Policy managed by the UAE Server.

#### 6.3.3.3.2 Resource Definition

Resource URI: {apiRoot}/uae-ucm/<apiVersion>/policies/{policyId}

This resource shall support the resource URI variables defined in table 6.3.3.3.2-1.

**Table 6.3.3.3.2-1: Resource URI variables for this resource**

Name	Data type	Definition
apiRoot	string	See clause 6.3.1.
policyId	string	Represents the identifier of the "Individual USS Change Policy".

#### 6.3.3.3.3 Resource Standard Methods

##### 6.3.3.3.3.1 GET

The HTTP GET method allows a service consumer to retrieve an existing "Individual USS Change Policy" resource at the UAE Server.

This method shall support the URI query parameters specified in table 6.3.3.3.3.1-1.

**Table 6.3.3.3.3.1-1: URI query parameters supported by the GET method on this resource**

Name	Data type	P	Cardinality	Description	Applicability
n/a					

This method shall support the request data structures specified in table 6.3.3.3.3.1-2 and the response data structures and response codes specified in table 6.3.3.3.3.1-3.

**Table 6.3.3.3.3.1-2: Data structures supported by the GET Request Body on this resource**

Data type	P	Cardinality	Description
n/a			

**Table 6.3.3.3.3.1-3: Data structures supported by the GET Response Body on this resource**

Data type	P	Cardinality	Response codes	Description
USSChangePolicy	M	1	200 OK	Successful case. The requested "Individual USS Change Policy" resource shall be returned.
n/a			307 Temporary Redirect	Temporary redirection. The response shall include a Location header field containing an alternative URI of the resource located in an alternative UAE Server. Redirection handling is described in clause 5.2.10 of 3GPP TS 29.122 [2].
n/a			308 Permanent Redirect	Permanent redirection. The response shall include a Location header field containing an alternative URI of the resource located in an alternative UAE Server. Redirection handling is described in clause 5.2.10 of 3GPP TS 29.122 [2].
NOTE: The mandatory HTTP error status codes for the HTTP GET method listed in table 5.2.6-1 of 3GPP TS 29.122 [2] shall also apply.				

**Table 6.3.3.3.3.1-4: Headers supported by the 307 Response Code on this resource**

Name	Data type	P	Cardinality	Description
Location	string	M	1	Contains an alternative URI of the resource located in an alternative UAE Server.

**Table 6.3.3.3.3.1-5: Headers supported by the 308 Response Code on this resource**

Name	Data type	P	Cardinality	Description
Location	string	M	1	Contains an alternative URI of the resource located in an alternative UAE Server.

#### 6.3.3.3.3.2 PUT

The HTTP PUT method allows a service consumer to request the update of an existing "Individual USS Change Policy" resource at the UAE Server.

This method shall support the URI query parameters specified in table 6.3.3.3.3.2-1.

**Table 6.3.3.3.2-1: URI query parameters supported by the PUT method on this resource**

Name	Data type	P	Cardinality	Description	Applicability
n/a					

This method shall support the request data structures specified in table 6.3.3.3.2-2 and the response data structures and response codes specified in table 6.3.3.3.2-3.

**Table 6.3.3.3.2-2: Data structures supported by the PUT Request Body on this resource**

Data type	P	Cardinality	Description
USSChangePolicy	M	1	Represents the updated representation of the "Individual USS Change Policy" resource.

**Table 6.3.3.3.2-3: Data structures supported by the PUT Response Body on this resource**

Data type	P	Cardinality	Response codes	Description
USSChangePolicy	M	1	200 OK	Successful case. The "Individual USS Change Policy" resource is successfully updated and a representation of the updated resource shall be returned in the response body.
n/a			204 No Content	Successful case. The "Individual USS Change Policy" resource is successfully updated and no content is returned in the response body.
n/a			307 Temporary Redirect	Temporary redirection. The response shall include a Location header field containing an alternative URI of the resource located in an alternative UAE Server. Redirection handling is described in clause 5.2.10 of 3GPP TS 29.122 [2].
n/a			308 Permanent Redirect	Permanent redirection. The response shall include a Location header field containing an alternative URI of the resource located in an alternative UAE Server. Redirection handling is described in clause 5.2.10 of 3GPP TS 29.122 [2].
NOTE: The mandatory HTTP error status codes for the HTTP PUT method listed in table 5.2.6-1 of 3GPP TS 29.122 [2] shall also apply.				

**Table 6.3.3.3.2-4: Headers supported by the 307 Response Code on this resource**

Name	Data type	P	Cardinality	Description
Location	string	M	1	Contains an alternative URI of the resource located in an alternative UAE Server.

**Table 6.3.3.3.2-5: Headers supported by the 308 Response Code on this resource**

Name	Data type	P	Cardinality	Description
Location	string	M	1	Contains an alternative URI of the resource located in an alternative UAE Server.

### 6.3.3.3.3 PATCH

The HTTP PATCH method allows a service consumer to request the modification of an existing "Individual USS Change Policy" resource at the UAE Server.

This method shall support the URI query parameters specified in table 6.3.3.3.3-1.

**Table 6.3.3.3.3-1: URI query parameters supported by the PATCH method on this resource**

Name	Data type	P	Cardinality	Description	Applicability
n/a					

This method shall support the request data structures specified in table 6.3.3.3.3-2 and the response data structures and response codes specified in table 6.3.3.3.3-3.

**Table 6.3.3.3.3-2: Data structures supported by the PATCH Request Body on this resource**

Data type	P	Cardinality	Description
USSChangePolicyPatch	M	1	Represents the parameters to request the modification of the "Individual USS Change Policy" resource.

**Table 6.3.3.3.3-3: Data structures supported by the PATCH Response Body on this resource**

Data type	P	Cardinality	Response codes	Description
USSChangePolicy	M	1	200 OK	Successful case. The "Individual USS Change Policy" resource is successfully modified and a representation of the updated resource shall be returned in the response body.
n/a			204 No Content	Successful case. The "Individual USS Change Policy" resource is successfully modified and no content is returned in the response body.
n/a			307 Temporary Redirect	Temporary redirection. The response shall include a Location header field containing an alternative URI of the resource located in an alternative UAE Server. Redirection handling is described in clause 5.2.10 of 3GPP TS 29.122 [2].
n/a			308 Permanent Redirect	Permanent redirection. The response shall include a Location header field containing an alternative URI of the resource located in an alternative UAE Server. Redirection handling is described in clause 5.2.10 of 3GPP TS 29.122 [2].
NOTE: The mandatory HTTP error status codes for the HTTP PATCH method listed in table 5.2.6-1 of 3GPP TS 29.122 [2] shall also apply.				

**Table 6.3.3.3.3-4: Headers supported by the 307 Response Code on this resource**

Name	Data type	P	Cardinality	Description
Location	string	M	1	Contains an alternative URI of the resource located in an alternative UAE Server.

**Table 6.3.3.3.3-5: Headers supported by the 308 Response Code on this resource**

Name	Data type	P	Cardinality	Description
Location	string	M	1	Contains an alternative URI of the resource located in an alternative UAE Server.

## 6.3.3.3.4 DELETE

The HTTP DELETE method allows a service consumer to request the deletion of an existing "Individual USS Change Policy" resource at the UAE Server.

This method shall support the URI query parameters specified in table 6.3.3.3.4-1.

**Table 6.3.3.3.4-1: URI query parameters supported by the DELETE method on this resource**

Name	Data type	P	Cardinality	Description	Applicability
n/a					

This method shall support the request data structures specified in table 6.3.3.3.4-2 and the response data structures and response codes specified in table 6.3.3.3.4-3.

**Table 6.3.3.3.4-2: Data structures supported by the DELETE Request Body on this resource**

Data type	P	Cardinality	Description
n/a			

**Table 6.3.3.3.4-3: Data structures supported by the DELETE Response Body on this resource**

Data type	P	Cardinality	Response codes	Description
n/a			204 No Content	Successful case. The "Individual USS Change Policy" resource is successfully deleted.
n/a			307 Temporary Redirect	Temporary redirection. The response shall include a Location header field containing an alternative URI of the resource located in an alternative UAE Server. Redirection handling is described in clause 5.2.10 of 3GPP TS 29.122 [2].
n/a			308 Permanent Redirect	Permanent redirection. The response shall include a Location header field containing an alternative URI of the resource located in an alternative UAE Server. Redirection handling is described in clause 5.2.10 of 3GPP TS 29.122 [2].
NOTE: The mandatory HTTP error status codes for the HTTP DELETE method listed in table 5.2.6-1 of 3GPP TS 29.122 [2] shall also apply.				

**Table 6.3.3.3.4-4: Headers supported by the 307 Response Code on this resource**

Name	Data type	P	Cardinality	Description
Location	string	M	1	Contains an alternative URI of the resource located in an alternative UAE Server.

**Table 6.3.3.3.4-5: Headers supported by the 308 Response Code on this resource**

Name	Data type	P	Cardinality	Description
Location	string	M	1	Contains an alternative URI of the resource located in an alternative UAE Server.

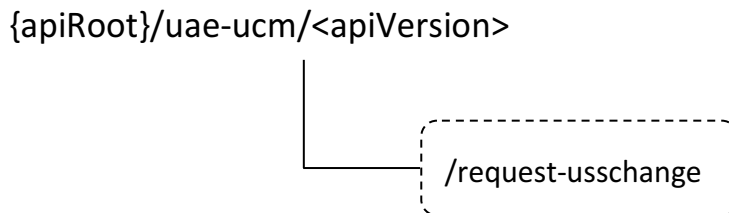
## 6.3.3.3.4 Resource Custom Operations

There are no resource custom operations defined for this resource in this release of the specification.

## 6.3.4 Custom Operations without associated resources

### 6.3.4.1 Overview

The structure of the custom operation URIs of the UAE\_ChangeUSSManagement API is shown in Figure 6.3.4.1-1.



**Figure 6.3.4.1-1: Custom operation URI structure of the UAE\_ChangeUSSManagement API**

Table 6.3.4.1-1 provides an overview of the custom operations and applicable HTTP methods defined for the UAE\_ChangeUSSManagement API.

**Table 6.3.4.1-1: Custom operations without associated resources**

Operation name	Custom operation URI	Mapped HTTP method	Description
RequestUSSChange	/request-usschange	POST	Enables a service consumer to request USS change to the UAE Server.

### 6.3.4.2 Operation: RequestUssChange

#### 6.3.4.2.1 Description

The custom operation enables a service consumer to request USS change to the UAE Server.

#### 6.3.4.2.2 Operation Definition

This operation shall support the request data structures and the response data structures and response codes specified in tables 6.3.4.2.2-1 and 6.3.4.2.2-2.

**Table 6.3.4.2.2-1: Data structures supported by the POST Request Body on this custom operation**

Data type	P	Cardinality	Description
USSChangeReq	M	1	Contains the parameters to request USS change.

**Table 6.3.4.2.2-2: Data structures supported by the POST Response Body on this custom operation**

Data type	P	Cardinality	Response codes	Description
n/a			204 No Content	Successful case. The USS change request is successfully received and processed.
n/a			307 Temporary Redirect	Temporary redirection. The response shall include a Location header field containing an alternative target URI located in an alternative UAE Server. Redirection handling is described in clause 5.2.10 of 3GPP TS 29.122 [2].
n/a			308 Permanent Redirect	Permanent redirection. The response shall include a Location header field containing an alternative target URI located in an alternative UAE Server. Redirection handling is described in clause 5.2.10 of 3GPP TS 29.122 [2].
NOTE: The mandatory HTTP error status codes for the HTTP POST method listed in table 5.2.6-1 of 3GPP TS 29.122 [2] shall also apply.				

**Table 6.3.4.2.2-3: Headers supported by the 307 Response Code on this custom operation**

Name	Data type	P	Cardinality	Description
Location	string	M	1	Contains an alternative target URI located in an alternative UAE Server.

**Table 6.3.4.2.2-4: Headers supported by the 308 Response Code on this custom operation**

Name	Data type	P	Cardinality	Description
Location	string	M	1	Contains an alternative target URI located in an alternative UAE Server.

## 6.3.5 Notifications

### 6.3.5.1 General

Notifications shall comply to clause 5.2.5 of 3GPP TS 29.122 [2].

**Table 6.3.5.1-1: Notifications overview**

Notification	Callback URI	HTTP method or custom operation	Description (service operation)
USS Change Notification	{notifUri}	POST	This service operation enables a UAE Server to notify a previously subscribed service consumer on USS change related event(s).

### 6.3.5.2 USS Change Notification

#### 6.3.5.2.1 Description

The USS Change Notification is used by a UAE Server to notify a previously subscribed service consumer on USS Change related event(s).

## 6.3.5.2.2 Target URI

The Callback URI "{notifUri}" shall be used with the callback URI variables defined in table 6.3.5.2.2-1.

Table 6.3.5.2.2-1: Callback URI variables

Name	Data type	Definition
notifUri	Uri	Represents the callback URI encoded as a string formatted as a URI.

## 6.3.5.2.3 Standard Methods

## 6.3.5.2.3.1 POST

This method shall support the request data structures specified in table 6.3.5.2.3.1-1 and the response data structures and response codes specified in table 6.3.5.2.3.1-2.

Table 6.3.5.2.3.1-1: Data structures supported by the POST Request Body

Data type	P	Cardinality	Description
USSChangeNotif	M	1	Represents the USS Change Notification.

Table 6.3.5.2.3.1-2: Data structures supported by the POST Response Body

Data type	P	Cardinality	Response codes	Description
n/a			204 No Content	Successful case. The USS Change Notification is successfully received and acknowledged.
n/a			307 Temporary Redirect	Temporary redirection. The response shall include a Location header field containing an alternative URI representing the end point of an alternative service consumer towards which the notification should be sent. Redirection handling is described in clause 5.2.10 of 3GPP TS 29.122 [2].
n/a			308 Permanent Redirect	Permanent redirection. The response shall include a Location header field containing an alternative URI representing the end point of an alternative service consumer towards which the notification should be sent. Redirection handling is described in clause 5.2.10 of 3GPP TS 29.122 [2].
NOTE: The mandatory HTTP error status codes for the HTTP POST method listed in table 5.2.6-1 of 3GPP TS 29.122 [2] shall also apply.				

Table 6.3.5.2.3.1-3: Headers supported by the 307 Response Code on this resource

Name	Data type	P	Cardinality	Description
Location	string	M	1	Contains an alternative URI representing the end point of an alternative service consumer towards which the notification should be redirected.

**Table 6.3.5.2.3.1-4: Headers supported by the 308 Response Code on this resource**

Name	Data type	P	Cardinality	Description
Location	string	M	1	Contains an alternative URI representing the end point of an alternative service consumer towards which the notification should be redirected.

## 6.3.6 Data Model

### 6.3.6.1 General

This clause specifies the application data model supported by the API.

Table 6.3.6.1-1 specifies the data types defined for the UAE\_ChangeUSSManagement API.

**Table 6.3.6.1-1: UAE\_ChangeUSSManagement API specific Data Types**

Data type	Clause defined	Description	Applicability
MobilityEvent	6.3.6.3.4	Represents a mobility event.	
MultiUssPol	6.3.6.2.6	Represents a Multi-USS policy.	
ServArea	6.3.6.2.7	Represents a service area.	
ServReq	6.3.6.2.10	Represents a service requirement.	
UasRoute	6.3.6.2.8	Represents the UAS route.	
UssChangeEvent	6.3.6.3.3	Represents a USS Change Event.	
USSChangeNotif	6.3.6.2.13	Represents a USS Change Notification.	
USSChangePolReq	6.3.6.2.2	Represents the parameters to request the creation of a USS Change Policy.	
USSChangePolResp	6.3.6.2.3	Represents the response to a USS Change Policy create request.	
USSChangePolicy	6.3.6.2.4	Represents a USS Change Policy.	
USSChangePolicyPatch	6.3.6.2.5	Represents the parameters to request the modification of a USS Change Policy.	
USSChangeReq	6.3.6.2.11	Represents the parameters to request for USS change.	
UssChgInfo	6.3.6.2.14	Represents the USS change trigger information.	
UssId	6.3.6.3.2	Represents the identifier of a USS.	
UssInfo	6.3.6.2.9	Represents USS information.	
TgtUssInfo	6.3.6.2.12	Represents the target USS related information.	

Table 6.3.6.1-2 specifies data types re-used by the UAE\_ChangeUSSManagement API from other specifications, including a reference to their respective specifications, and when needed, a short description of their use within the UAE\_ChangeUSSManagement API.

**Table 6.3.6.1-2: UAE\_ChangeUSSManagement API re-used Data Types**

Data type	Reference	Comments	Applicability
Bytes	3GPP TS 29.122 [2]	Represents a sequence of bytes.	
Dnai	3GPP TS 29.571 [7]	Represents a DNAI.	
EndPoint	3GPP TS 29.558 [13]	Represents endpoint information.	
GeographicArea	3GPP TS 29.572 [8]	Represents a geographical area.	
Ncgi	3GPP TS 29.571 [7]	Represents an NCGI.	
SupportedFeatures	3GPP TS 29.571 [7]	Represents the list of supported feature(s) and used to negotiate the applicability of the optional features.	
Tai	3GPP TS 29.571 [7]	Represents a tracking area identifier.	
UasId	Clause 6.1.6.2.6	Represents a UAV identifier.	
Uri	3GPP TS 29.122 [2]	Represents a URI.	

## 6.3.6.2 Structured data types

### 6.3.6.2.1 Introduction

This clause defines the data structures to be used in resource representations.

### 6.3.6.2.2 Type: USSChangePolReq

**Table 6.3.6.2.2-1: Definition of type USSChangePolReq**

Attribute name	Data type	P	Cardinality	Description	Applicability
requestorId	Uri	M	1	Contains the identity of the service consumer that is sending the request.	
ussChangePol	USSChangePol oicy	M	1	Contains the USS Change Policy that shall be created.	
suppFeat	SupportedFeat ures	C	0..1	Contains the list of supported features among the ones defined in clause 6.3.8.  This attribute shall be present only when feature negotiation needs to take place.	

### 6.3.6.2.3 Type: USSChangePolResp

**Table 6.3.6.2.3-1: Definition of type USSChangePolResp**

Attribute name	Data type	P	Cardinality	Description	Applicability
ussChangePol	USSChangePol oicy	M	1	Contains the created USS Change Policy.	
suppFeat	SupportedFeat ures	C	0..1	Contains the list of supported features among the ones defined in clause 6.3.8.  This attribute shall be present only when feature negotiation needs to take place and this attribute was present in the corresponding request.	

## 6.3.6.2.4 Type: USSChangePolicy

Table 6.3.6.2.4-1: Definition of type USSChangePolicy

Attribute name	Data type	P	Cardinality	Description	Applicability
uasId	UasId	M	1	Contains the identifier of the UAS (i.e. pair of UAV and UAV-C) to which the provided USS Change Policy is related.  This shall be either in form of a UAS identifier (e.g. group ID) or a collection of individual identifiers (e.g. CAA level UAV ID, GPSI) of the UAV and UAV-C composing the UAS.	
notifUri	Uri	M	1	Contains the notification URI via which the USS Change management related notifications shall be delivered.	
uasRegArea	ServArea	O	0..1	Contains the registration area within which the UAS is allowed to fly.	
uasAllowedRoute	array(UasRoute)	O	1..N	Contains the allowed route(s) for the UAS within the UAS registration area provided by the "uasRegArea" attribute.  This attribute shall be present only if the "uasRegArea" attribute is present.	
multiUssPol	MultiUssPol	O	0..1	Contains the multi-USS policy management container consisting of the requirements and policies for multi-USS management.	

## 6.3.6.2.5 Type: USSChangePolicyPatch

Table 6.3.6.2.5-1: Definition of type USSChangePolicyPatch

Attribute name	Data type	P	Cardinality	Description	Applicability
notifUri	Uri	O	0..1	Contains the updated notification URI via which the USS Change management related notifications shall be delivered.	
uasRegArea	ServArea	O	0..1	Contains the updated registration area within which the UAS is allowed to fly.	
uasAllowedRoute	array(UasRoute)	O	1..N	Contains the updated allowed route for the UAS within the UAS registration area provided by the "uasRegArea" attribute.  This attribute may be present only if the "uasRegArea" attribute is present.	
multiUssPol	MultiUssPol	O	0..1	Contains the updated multi-USS policy management container.	

## 6.3.6.2.6 Type: MultiUssPol

Table 6.3.6.2.6-1: Definition of type MultiUssPol

Attribute name	Data type	P	Cardinality	Description	Applicability
servingUssId	UssId	M	1	Contains the identifier of the serving USS.	
servingUssInfo	string	M	1	Contains additional serving USS related information (e.g., related to switching to target USSs).	
ussChangeArea	ServArea	M	1	Contains the area within which the where the Multi-USS management policy applies	
allowedTgtUsss	array(UssInfo)	O	1..N	Contains the allowed target USS(s) related information.	

## 6.3.6.2.7 Type: ServArea

Table 6.3.6.2.7-1: Definition of type ServArea

Attribute name	Data type	P	Cardinality	Description	Applicability
ncgiList	array(Ncgi)	C	1..N	Contains a list of NR cell identifier(s) that constitutes the service area.	
taiList	array(Tai)	C	1..N	Contains a list of tracking area identifier(s) that constitutes the service area.	
geographicAreaList	array(Geographic Area)	C	1..N	Contains a list of geographic area(s) that constitute the service area.	
NOTE: Either the "geographicAreaList" attribute, or the "ncgiList" attribute and/or the "taiList" attribute shall be provided.					

## 6.3.6.2.8 Type: UasRoute

Table 6.3.6.2.8-1: Definition of type UasRoute

Attribute name	Data type	P	Cardinality	Description	Applicability
routelInfo	map(Geographic Area)	M	2..N	Contains a list of two or more ordered geographic area(s) that constitute the UAS route.  The key of the map shall be an unsigned integer (with the minimum value being 1) indicating the order of the geographic area, provided within the corresponding map entry, in the derivation of the route, with the first map entry being the start of the route and the last entry of the map being the end of the route.	

## 6.3.6.2.9 Type: UssInfo

Table 6.3.6.2.9-1: Definition of type UssInfo

Attribute name	Data type	P	Cardinality	Description	Applicability
ussId	UssId	M	1	Contains the identifier of the USS.	
ussServArea	ServArea	M	1	Contains service area of the USS.	
ussServReqs	array(ServReq)	M	1..N	Contains the USS related service requirements.	
dnais	array(Dnai)	M	1..N	Contains the list of DNAI(s) associated with the USS.	
lunId	string	M	1	Contains the identifier of the LUN to which the USS belongs.	

## 6.3.6.2.10 Type: ServReq

Table 6.3.6.2.10-1: Definition of type ServReq

Attribute name	Data type	P	Cardinality	Description	Applicability
reqName	string	M	1	Contains the USS service requirement name.	
reqValue	Bytes	M	1	Contains the USS service requirement value.	

## 6.3.6.2.11 Type: USSChangeReq

**Table 6.3.6.2.11-1: Definition of type USSChangeReq**

Attribute name	Data type	P	Cardinality	Description	Applicability
requestorId	Uri	M	1	Contains the identity of the service consumer that is sending the request.	
uasId	UasId	M	1	Contains the identifier of the UAS (i.e. pair of UAV and UAV-C) to which the USS change request is related.  This shall be either in form of a UAS identifier (e.g. group ID) or a collection of individual identifiers (e.g. CAA level UAV ID, GPSI) of the UAV and UAV-C composing the UAS.	
targetUssId	UssId	M	1	Contains the identifier of the target USS.	
targetUssInfo	TgtUssInfo	O	0..1	Contains the the target USS related information.	
suppFeat	SupportedFeatures	C	0..1	Contains the list of supported features among the ones defined in clause 6.3.8.  This attribute shall be present only when feature negotiation needs to take place.	

## 6.3.6.2.12 Type: TgtUssInfo

**Table 6.3.6.2.12-1: Definition of type TgtUssInfo**

Attribute name	Data type	P	Cardinality	Description	Applicability
ussEdpt	EndPoint	M	1	Contains the target USS endpoint information.	
ussServReqs	array(ServReq)	O	1..N	Contains the target USS related service requirements.	
lunId	string	O	0..1	Contains the identifier of the LUN.	
dnais	array(Dnai)	O	1..N	Contains the allowed target USS(s) related information.	

## 6.3.6.2.13 Type: USSChangeNotif

Table 6.3.6.2.13-1: Definition of type USSChangeNotif

Attribute name	Data type	P	Cardinality	Description	Applicability
event	UssChangeEvent	M	1	Contains the reported USS change event.	
polConfigStatus	boolean	C	0..1	Indicates the status of the USS change policy configuration. - "true" indicates that the USS change policy configuration was successful. - "false" indicates that the USS change policy configuration failed.  This attribute shall be present only when the reported event within the "event" attribute is "USS_CHG_POL_CONFIG_STATUS".	
tgtUssId	UssId	C	0..1	Contains the identifier of the target USS towards which the UAE Client assisted USS change was performed.  This attribute shall be present only when the reported event within the "event" attribute is "UAE_CLIENT_ASSIST_USS_CHG".	
ussChgInfo	UssChgInfo	C	0..1	Contains the identifier target USS towards which the UAE Client assisted USS change was performed.  This attribute shall be present only when the reported event within the "event" attribute is "UAE_SERVER_TRIGG_USS_CHG".	

## 6.3.6.2.14 Type: UssChgInfo

Table 6.3.6.2.14-1: Definition of type UssChgInfo

Attribute name	Data type	P	Cardinality	Description	Applicability
servingUssId	UssId	M	1	Contains the identifier of the serving USS.	
targetUssId	UssId	O	0..1	Contains the identifier of the target USS.	
lunId	string	O	0..1	Contains the identifier of the LUN.	
mobilityEvent	MobilityEvent	O	0..1	Contains the reported mobility event.	

## 6.3.6.3 Simple data types and enumerations

## 6.3.6.3.1 Introduction

This clause defines simple data types and enumerations that can be referenced from data structures defined in the previous clauses.

## 6.3.6.3.2 Simple data types

The simple data types defined in table 6.3.6.3.2-1 shall be supported.

Table 6.3.6.3.2-1: Simple data types

Type Name	Type Definition	Description	Applicability
UssId	string	Represents the identifier of a USS, encoded in the form of e.g., an FQDN, a URI, etc.	

### 6.3.6.3.3 Enumeration: UssChangeEvent

The enumeration UssChangeEvent represents a USS Change Event. It shall comply with the provisions defined in table 6.3.6.3.3-1.

**Table 6.3.6.3.3-1: Enumeration UssChangeEvent**

Enumeration value	Description	Applicability
USS_CHG_POL_CONFIG_STATUS	Indicates that the USS Change Event is USS Change Policy Configuration Status. This event is implicitly subscribed by the service consumer.	
UAE_CLIENT_ASSIST_USS_CHG	Indicates that the USS Change Event is UAE Client Assisted USS Change. This event is implicitly subscribed by the service consumer.	
UAE_SERVER_TRIGG_USS_CHG	Indicates that the USS Change Event is UAE Server initiated USS Change Trigger. This event is implicitly subscribed by the service consumer.	

### 6.3.6.3.4 Enumeration: MobilityEvent

The enumeration MobilityEvent represents a mobility event. It shall comply with the provisions defined in table 6.3.6.3.4-1.

**Table 6.3.6.3.4-1: Enumeration MobilityEvent**

Enumeration value	Description	Applicability
OUT_OF_USS_SERV_AREA	Indicates that the mobility event is the expected UAV mobility to a service area that is outside the current serving USS's service area.	

### 6.3.6.4 Data types describing alternative data types or combinations of data types

There are no data types describing alternative data types or combinations of data types defined for this API in this release of the specification.

### 6.3.6.5 Binary data

#### 6.3.6.5.1 Binary Data Types

**Table 6.3.6.5.1-1: Binary Data Types**

Name	Clause defined	Content type

## 6.3.7 Error Handling

### 6.3.7.1 General

For the UAE\_ChangeUSSManagement API, HTTP error responses shall be supported as specified in clause 5.2.6 of 3GPP TS 29.122 [2]. Protocol errors and application errors specified in clause 5.2.6 of 3GPP TS 29.122 [2] shall be supported for the HTTP status codes specified in table 5.2.6-1 of 3GPP TS 29.122 [2].

In addition, the requirements in the following clauses are applicable for the UAE\_ChangeUSSManagement API.

### 6.3.7.2 Protocol Errors

No specific protocol errors for the UAE\_ChangeUSSManagement API are specified.

### 6.3.7.3 Application Errors

The application errors defined for the UAE\_ChangeUSSManagement API are listed in Table 6.3.7.3-1.

**Table 6.3.7.3-1: Application errors**

Application Error	HTTP status code	Description	Applicability

## 6.3.8 Feature negotiation

The optional features listed in table 6.3.8-1 are defined for the UAE\_ChangeUSSManagement API. They shall be negotiated using the extensibility mechanism defined in clause 5.2.7 of 3GPP TS 29.122 [2].

**Table 6.3.8-1: Supported Features**

Feature number	Feature Name	Description

## 6.3.9 Security

The provisions of clause 6 of 3GPP TS 29.122 [2] shall apply for the UAE\_ChangeUSSManagement API.

## 6.4 UAE\_DAASupport Service API

### 6.4.1 Introduction

The UAE\_DAASupport service shall use the UAE\_DAASupport API.

The API URI of the UAE\_DAASupport Service API shall be:

**{apiRoot}/<apiName>/<apiVersion>**

The request URIs used in HTTP requests shall have the Resource URI structure defined in clause 5.2.4 of 3GPP TS 29.122 [2], i.e.:

**{apiRoot}/<apiName>/<apiVersion>/<apiSpecificSuffixes>**

with the following components:

- The {apiRoot} shall be set as described in clause 5.2.4 of 3GPP TS 29.122 [2].
- The <apiName> shall be "uae-daa".
- The <apiVersion> shall be "v1".
- The <apiSpecificSuffixes> shall be set as described in clause 5.2.4 of 3GPP TS 29.122 [2].

**NOTE:** When 3GPP TS 29.122 [2] is referenced for the common protocol and interface aspects for API definition in the clauses under clause 6.4, the UAE Server takes the role of the SCEF and the service consumer takes the role of the SCS/AS.

### 6.4.2 Usage of HTTP

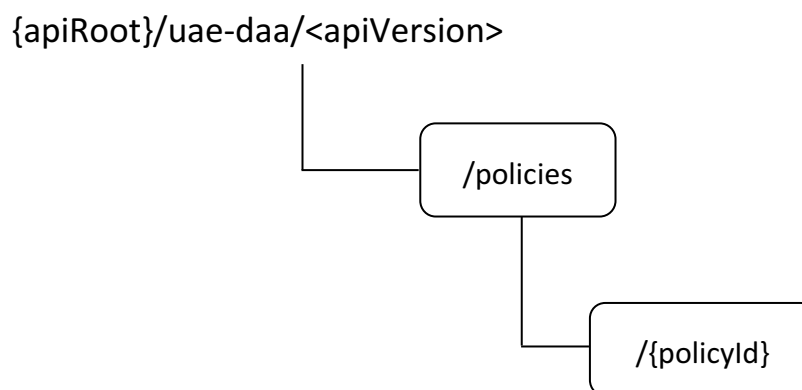
The provisions of clause 5.2.2 of 3GPP TS 29.122 [2] shall apply for the UAE\_DAASupport API.

### 6.4.3 Resources

#### 6.4.3.1 Overview

This clause describes the structure for the Resource URIs and the resources and methods used for the service.

Figure 6.4.3.1-1 depicts the resource URIs structure for the UAE\_DAASupport API.



**Figure 6.4.3.1-1: Resource URIs structure of the UAE\_DAASupport API**

Table 6.4.3.1-1 provides an overview of the resources and applicable HTTP methods for the UAE\_DAASupport API.

**Table 6.4.3.1-1: Resources and methods overview**

Resource name	Resource URI	HTTP method or custom operation	Description
DAA Policies	/policies	GET	Retrieve all the active DAA Policies managed by the UAE Server.
		POST	Request the creation of a DAA Policy.
Individual DAA Policy	/policies/{policyId}	GET	Retrieve an existing "Individual DAA Policy" resource.
		PUT	Request the update of an existing "Individual DAA Policy" resource.
		PATCH	Request the modification of an existing "Individual DAA Policy" resource.
		DELETE	Request the deletion of an existing "Individual DAA Policy".

6.4.3.2 Resource: DAA Policies

6.4.3.2.1 Description

This resource represents the collection of DAA Policies managed by the UAE Server.

6.4.3.2.2 Resource Definition

Resource URI: {apiRoot}/uae-daa/<apiVersion>/policies

This resource shall support the resource URI variables defined in table 6.4.3.2.2-1.

**Table 6.4.3.2.2-1: Resource URI variables for this resource**

Name	Data type	Definition
apiRoot	string	See clause 6.4.1.

6.4.3.2.3 Resource Standard Methods

6.4.3.2.3.1 GET

The HTTP GET method allows a service consumer to retrieve all the active DAA Policies managed by the UAE Server.

This method shall support the URI query parameters specified in table 6.4.3.2.3.1-1.

**Table 6.4.3.2.3.1-1: URI query parameters supported by the GET method on this resource**

Name	Data type	P	Cardinality	Description	Applicability
n/a					

This method shall support the request data structures specified in table 6.4.3.2.3.1-2 and the response data structures and response codes specified in table 6.4.3.2.3.1-3.

**Table 6.4.3.2.3.1-2: Data structures supported by the GET Request Body on this resource**

Data type	P	Cardinality	Description
n/a			

**Table 6.4.3.2.3.1-3: Data structures supported by the GET Response Body on this resource**

Data type	P	Cardinality	Response codes	Description
array(DAAPolicy)	M	0..N	200 OK	Successful case. All the active DAA Policies managed by the UAE Server shall be returned.  When there are no active DAA Policies at the UAE Server, an empty array shall be returned.
n/a			307 Temporary Redirect	Temporary redirection.  The response shall include a Location header field containing an alternative URI of the resource located in an alternative UAE Server.  Redirection handling is described in clause 5.2.10 of 3GPP TS 29.122 [2].
n/a			308 Permanent Redirect	Permanent redirection.  The response shall include a Location header field containing an alternative URI of the resource located in an alternative UAE Server.  Redirection handling is described in clause 5.2.10 of 3GPP TS 29.122 [2].
NOTE: The mandatory HTTP error status codes for the HTTP GET method listed in table 5.2.6-1 of 3GPP TS 29.122 [2] shall also apply.				

**Table 6.4.3.2.3.1-4: Headers supported by the 307 Response Code on this resource**

Name	Data type	P	Cardinality	Description
Location	string	M	1	Contains an alternative URI of the resource located in an alternative UAE Server.

**Table 6.4.3.2.3.1-5: Headers supported by the 308 Response Code on this resource**

Name	Data type	P	Cardinality	Description
Location	string	M	1	Contains an alternative URI of the resource located in an alternative UAE Server.

#### 6.4.3.2.3.2 POST

The HTTP POST method allows a service consumer to request the creation of a DAA Policy at the UAE Server.

This method shall support the URI query parameters specified in table 6.4.3.2.3.2-1.

**Table 6.4.3.2.3.2-1: URI query parameters supported by the POST method on this resource**

Name	Data type	P	Cardinality	Description	Applicability
n/a					

This method shall support the request data structures specified in table 6.4.3.2.3.2-2 and the response data structures and response codes specified in table 6.4.3.2.3.2-3.

**Table 6.4.3.2.3.2-2: Data structures supported by the POST Request Body on this resource**

Data type	P	Cardinality	Description
DAAPolReq	M	1	Represents the parameters to request the creation of a DAA Policy.

**Table 6.4.3.2.3-3: Data structures supported by the POST Response Body on this resource**

Data type	P	Cardinality	Response codes	Description
DAAPolResp	M	1	201 Created	Successful case. The DAA Policy is successfully created and a representation of the created "Individual DAA Policy" resource shall be returned.  An HTTP "Location" header that contains the URI of the created resource shall also be included.
NOTE: The mandatory HTTP error status codes for the HTTP POST method listed in table 5.2.6-1 of 3GPP TS 29.122 [2] shall also apply.				

**Table 6.4.3.2.3.2-4: Headers supported by the 201 Response Code on this resource**

Name	Data type	P	Cardinality	Description
Location	string	M	1	Contains the URI of the newly created resource, according to the structure: {apiRoot}/uae-daa/<apiVersion>/policies/{policyId}

#### 6.4.3.2.4 Resource Custom Operations

There are no resource custom operations defined for this resource in this release of the specification.

### 6.4.3.3 Resource: Individual DAA Policy

#### 6.4.3.3.1 Description

This resource represents a DAA Policy managed by the UAE Server.

#### 6.4.3.3.2 Resource Definition

Resource URI: {apiRoot}/uae-daa/<apiVersion>/policies/{policyId}

This resource shall support the resource URI variables defined in table 6.4.3.3.2-1.

**Table 6.4.3.3.2-1: Resource URI variables for this resource**

Name	Data type	Definition
apiRoot	string	See clause 6.4.1.
policyId	string	Represents the identifier of the "Individual DAA Policy" resource.

#### 6.4.3.3.3 Resource Standard Methods

##### 6.4.3.3.3.1 GET

The HTTP GET method allows a service consumer to retrieve an existing "Individual DAA Policy" resource at the UAE Server.

This method shall support the URI query parameters specified in table 6.4.3.3.3.1-1.

**Table 6.4.3.3.3.1-1: URI query parameters supported by the GET method on this resource**

Name	Data type	P	Cardinality	Description	Applicability
n/a					

This method shall support the request data structures specified in table 6.4.3.3.3.1-2 and the response data structures and response codes specified in table 6.4.3.3.3.1-3.

**Table 6.4.3.3.3.1-2: Data structures supported by the GET Request Body on this resource**

Data type	P	Cardinality	Description
n/a			

**Table 6.4.3.3.3.1-3: Data structures supported by the GET Response Body on this resource**

Data type	P	Cardinality	Response codes	Description
DAAPolicy	M	1	200 OK	Successful case. The requested "Individual DAA Policy" resource shall be returned.
n/a			307 Temporary Redirect	Temporary redirection. The response shall include a Location header field containing an alternative URI of the resource located in an alternative UAE Server. Redirection handling is described in clause 5.2.10 of 3GPP TS 29.122 [2].
n/a			308 Permanent Redirect	Permanent redirection. The response shall include a Location header field containing an alternative URI of the resource located in an alternative UAE Server. Redirection handling is described in clause 5.2.10 of 3GPP TS 29.122 [2].
NOTE: The mandatory HTTP error status codes for the HTTP GET method listed in table 5.2.6-1 of 3GPP TS 29.122 [2] shall also apply.				

**Table 6.4.3.3.3.1-4: Headers supported by the 307 Response Code on this resource**

Name	Data type	P	Cardinality	Description
Location	string	M	1	Contains an alternative URI of the resource located in an alternative UAE Server.

**Table 6.4.3.3.3.1-5: Headers supported by the 308 Response Code on this resource**

Name	Data type	P	Cardinality	Description
Location	string	M	1	Contains an alternative URI of the resource located in an alternative UAE Server.

#### 6.4.3.3.3.2 PUT

The HTTP PUT method allows a service consumer to request the update of an existing "Individual DAA Policy" resource at the UAE Server.

This method shall support the URI query parameters specified in table 6.4.3.3.3.2-1.

**Table 6.4.3.3.3.2-1: URI query parameters supported by the PUT method on this resource**

Name	Data type	P	Cardinality	Description	Applicability
n/a					

This method shall support the request data structures specified in table 6.4.3.3.3.2-2 and the response data structures and response codes specified in table 6.4.3.3.3.2-3.

**Table 6.4.3.3.2-2: Data structures supported by the PUT Request Body on this resource**

Data type	P	Cardinality	Description
DAAPolicy	M	1	Represents the updated representation of the "Individual DAA Policy" resource.

**Table 6.4.3.3.2-3: Data structures supported by the PUT Response Body on this resource**

Data type	P	Cardinality	Response codes	Description
DAAPolicy	M	1	200 OK	Successful case. The "Individual DAA Policy" resource is successfully updated and a representation of the updated resource shall be returned in the response body.
n/a			204 No Content	Successful case. The "Individual DAA Policy" resource is successfully updated and no content is returned in the response body.
n/a			307 Temporary Redirect	Temporary redirection. The response shall include a Location header field containing an alternative URI of the resource located in an alternative UAE Server. Redirection handling is described in clause 5.2.10 of 3GPP TS 29.122 [2].
n/a			308 Permanent Redirect	Permanent redirection. The response shall include a Location header field containing an alternative URI of the resource located in an alternative UAE Server. Redirection handling is described in clause 5.2.10 of 3GPP TS 29.122 [2].
NOTE: The mandatory HTTP error status codes for the HTTP PUT method listed in table 5.2.6-1 of 3GPP TS 29.122 [2] shall also apply.				

**Table 6.4.3.3.2-4: Headers supported by the 307 Response Code on this resource**

Name	Data type	P	Cardinality	Description
Location	string	M	1	Contains an alternative URI of the resource located in an alternative UAE Server.

**Table 6.4.3.3.2-5: Headers supported by the 308 Response Code on this resource**

Name	Data type	P	Cardinality	Description
Location	string	M	1	Contains an alternative URI of the resource located in an alternative UAE Server.

### 6.4.3.3.3 PATCH

The HTTP PATCH method allows a service consumer to request the modification of an existing "Individual DAA Policy" resource at the UAE Server.

This method shall support the URI query parameters specified in table 6.4.3.3.3-1.

**Table 6.4.3.3.3-1: URI query parameters supported by the PATCH method on this resource**

Name	Data type	P	Cardinality	Description	Applicability
n/a					

This method shall support the request data structures specified in table 6.4.3.3.3.3-2 and the response data structures and response codes specified in table 6.4.3.3.3.3-3.

**Table 6.4.3.3.3.3-2: Data structures supported by the PATCH Request Body on this resource**

Data type	P	Cardinality	Description
DAAPolicyPatch	M	1	Represents the parameters to request the modification of the "Individual DAA Policy" resource.

**Table 6.4.3.3.3.3-3: Data structures supported by the PATCH Response Body on this resource**

Data type	P	Cardinality	Response codes	Description
DAAPolicy	M	1	200 OK	Successful case. The "Individual DAA Policy" resource is successfully modified and a representation of the updated resource shall be returned in the response body.
n/a			204 No Content	Successful case. The "Individual DAA Policy" resource is successfully modified and no content is returned in the response body.
n/a			307 Temporary Redirect	Temporary redirection. The response shall include a Location header field containing an alternative URI of the resource located in an alternative UAE Server. Redirection handling is described in clause 5.2.10 of 3GPP TS 29.122 [2].
n/a			308 Permanent Redirect	Permanent redirection. The response shall include a Location header field containing an alternative URI of the resource located in an alternative UAE Server. Redirection handling is described in clause 5.2.10 of 3GPP TS 29.122 [2].
NOTE: The mandatory HTTP error status codes for the HTTP PATCH method listed in table 5.2.6-1 of 3GPP TS 29.122 [2] shall also apply.				

**Table 6.4.3.3.3.3-4: Headers supported by the 307 Response Code on this resource**

Name	Data type	P	Cardinality	Description
Location	string	M	1	Contains an alternative URI of the resource located in an alternative UAE Server.

**Table 6.4.3.3.3.3-5: Headers supported by the 308 Response Code on this resource**

Name	Data type	P	Cardinality	Description
Location	string	M	1	Contains an alternative URI of the resource located in an alternative UAE Server.

#### 6.4.3.3.3.4 DELETE

The HTTP DELETE method allows a service consumer to request the deletion of an existing "Individual DAA Policy" resource at the UAE Server.

This method shall support the URI query parameters specified in table 6.4.3.3.3.4-1.

**Table 6.4.3.3.3.4-1: URI query parameters supported by the DELETE method on this resource**

Name	Data type	P	Cardinality	Description	Applicability
n/a					

This method shall support the request data structures specified in table 6.4.3.3.3.4-2 and the response data structures and response codes specified in table 6.4.3.3.3.4-3.

**Table 6.4.3.3.3.4-2: Data structures supported by the DELETE Request Body on this resource**

Data type	P	Cardinality	Description
n/a			

**Table 6.4.3.3.3.4-3: Data structures supported by the DELETE Response Body on this resource**

Data type	P	Cardinality	Response codes	Description
n/a			204 No Content	Successful case. The "Individual DAA Policy" resource is successfully deleted.
n/a			307 Temporary Redirect	Temporary redirection. The response shall include a Location header field containing an alternative URI of the resource located in an alternative UAE Server. Redirection handling is described in clause 5.2.10 of 3GPP TS 29.122 [2].
n/a			308 Permanent Redirect	Permanent redirection. The response shall include a Location header field containing an alternative URI of the resource located in an alternative UAE Server. Redirection handling is described in clause 5.2.10 of 3GPP TS 29.122 [2].
NOTE: The mandatory HTTP error status codes for the HTTP DELETE method listed in table 5.2.6-1 of 3GPP TS 29.122 [2] shall also apply.				

**Table 6.4.3.3.3.4-4: Headers supported by the 307 Response Code on this resource**

Name	Data type	P	Cardinality	Description
Location	string	M	1	Contains an alternative URI of the resource located in an alternative UAE Server.

**Table 6.4.3.3.3.4-5: Headers supported by the 308 Response Code on this resource**

Name	Data type	P	Cardinality	Description
Location	string	M	1	Contains an alternative URI of the resource located in an alternative UAE Server.

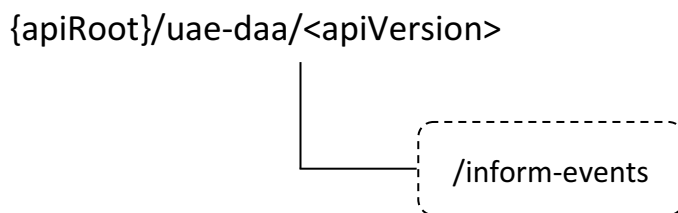
#### 6.4.3.3.4 Resource Custom Operations

There are no resource custom operations defined for this resource in this release of the specification.

### 6.4.4 Custom Operations without associated resources

#### 6.4.4.1 Overview

The structure of the custom operation URIs of the UAE\_DAASupport API is shown in Figure 6.4.4.1-1.



**Figure 6.4.4.1-1: Custom operation URI structure of the UAE\_DAASupport API**

Table 6.4.4.1-1 provides an overview of the custom operations and applicable HTTP methods defined for the UAE\_DAASupport API.

**Table 6.4.4.1-1: Custom operations without associated resources**

Operation name	Custom operation URI	Mapped HTTP method	Description
InformDAAEvents	/inform-events	POST	Enables a service consumer to inform about and request the management of possible DAA related event(s).

## 6.4.4.2 Operation: InformDAAEvents

### 6.4.4.2.1 Description

The custom operation enables a service consumer to inform about and request the management of possible DAA related event(s) to the UAE Server.

### 6.4.4.2.2 Operation Definition

This operation shall support the request data structures and the response data structures and response codes specified in tables 6.4.4.2.2-1 and 6.4.4.2.2-2.

**Table 6.4.4.2.2-1: Data structures supported by the POST Request Body on this custom operation**

Data type	P	Cardinality	Description
InformDAAEvents Req	M	1	Contains the parameters to inform about and request the management of possible DAA related event(s).

**Table 6.4.4.2.2-2: Data structures supported by the POST Response Body on this custom operation**

Data type	P	Cardinality	Response codes	Description
n/a			204 No Content	Successful case. The Inform DAA Events request is successfully received and processed.
n/a			307 Temporary Redirect	Temporary redirection. The response shall include a Location header field containing an alternative target URI located in an alternative UAE Server. Redirection handling is described in clause 5.2.10 of 3GPP TS 29.122 [2].
n/a			308 Permanent Redirect	Permanent redirection. The response shall include a Location header field containing an alternative target URI located in an alternative UAE Server. Redirection handling is described in clause 5.2.10 of 3GPP TS 29.122 [2].
NOTE: The mandatory HTTP error status codes for the HTTP POST method listed in table 5.2.6-1 of 3GPP TS 29.122 [2] shall also apply.				

**Table 6.4.4.2.2-3: Headers supported by the 307 Response Code on this custom operation**

Name	Data type	P	Cardinality	Description
Location	string	M	1	Contains an alternative target URI located in an alternative UAE Server.

**Table 6.4.4.2.2-4: Headers supported by the 308 Response Code on this custom operation**

Name	Data type	P	Cardinality	Description
Location	string	M	1	Contains an alternative target URI located in an alternative UAE Server.

## 6.4.5 Notifications

### 6.4.5.1 General

Notifications shall comply to clause 5.2.5 of 3GPP TS 29.122 [2].

**Table 6.4.5.1-1: Notifications overview**

Notification	Callback URI	HTTP method or custom operation	Description (service operation)
DAA Policy Configuration Completion Status Notification	{notifUri}/daa-policy	daa-policy (POST)	This service operation enables a UAE Server to notify a previously subscribed service consumer on the status of DAA Policy configuration.
DAA Events Notification	{notifUri}/daa-events	daa-events (POST)	This service operation enables a UAE Server to notify a previously subscribed service consumer of DAA related event(s).

## 6.4.5.2 DAA Policy Configuration Completion Status Notification

### 6.4.5.2.1 Description

The DAA Policy Configuration Completion Status Notification is used by a UAE Server to notify a previously subscribed service consumer on the status of DAA Policy configuration.

### 6.4.5.2.2 Target URI

The Callback URI "{notifUri}/daa-policy" shall be used with the callback URI variables defined in table 6.4.5.2.2-1.

**Table 6.4.5.2.2-1: Callback URI variables**

Name	Data type	Definition
notifUri	Uri	Represents the callback URI encoded as a string formatted as a URI.

### 6.4.5.2.3 Standard Methods

#### 6.4.5.2.3.1 POST

This method shall support the request data structures specified in table 6.4.5.2.3.1-1 and the response data structures and response codes specified in table 6.4.5.2.3.1-2.

**Table 6.4.5.2.3.1-1: Data structures supported by the POST Request Body**

Data type	P	Cardinality	Description
DAAPolConfigNotif	M	1	Represents the DAA Policy Configuration Status Notification.

**Table 6.4.5.2.3.1-2: Data structures supported by the POST Response Body**

Data type	P	Cardinality	Response codes	Description
n/a			204 No Content	Successful case. The DAA Policy Configuration Status notification is successfully received and acknowledged.
n/a			307 Temporary Redirect	Temporary redirection.  The response shall include a Location header field containing an alternative URI representing the end point of an alternative service consumer towards which the notification should be sent.  Redirection handling is described in clause 5.2.10 of 3GPP TS 29.122 [2].
n/a			308 Permanent Redirect	Permanent redirection.  The response shall include a Location header field containing an alternative URI representing the end point of an alternative service consumer towards which the notification should be sent.  Redirection handling is described in clause 5.2.10 of 3GPP TS 29.122 [2].
NOTE: The mandatory HTTP error status codes for the HTTP POST method listed in table 5.2.6-1 of 3GPP TS 29.122 [2] shall also apply.				

**Table 6.4.5.2.3.1-3: Headers supported by the 307 Response Code on this resource**

Name	Data type	P	Cardinality	Description
Location	string	M	1	Contains an alternative URI representing the end point of an alternative service consumer towards which the notification should be redirected.

**Table 6.4.5.2.3.1-4: Headers supported by the 308 Response Code on this resource**

Name	Data type	P	Cardinality	Description
Location	string	M	1	Contains an alternative URI representing the end point of an alternative service consumer towards which the notification should be redirected.

### 6.4.5.3 DAA Events Notification

#### 6.4.5.3.1 Description

The DAA Events Notification is used by a UAE Server to notify a previously subscribed service consumer of DAA related event(s).

#### 6.4.5.3.2 Target URI

The Callback URI "{notifUri}/daa-events" shall be used with the callback URI variables defined in table 6.4.5.3.2-1.

**Table 6.4.5.3.2-1: Callback URI variables**

Name	Data type	Definition
notifUri	Uri	Represents the callback URI encoded as a string formatted as a URI.

#### 6.4.5.3.3 Standard Methods

##### 6.4.5.3.3.1 POST

This method shall support the request data structures specified in table 6.4.5.3.3.1-1 and the response data structures and response codes specified in table 6.4.5.3.3.1-2.

**Table 6.4.5.3.3.1-1: Data structures supported by the POST Request Body**

Data type	P	Cardinality	Description
DAAEventsInfo	M	1	Represents the DAA Events Notification.

**Table 6.4.5.3.3.1-2: Data structures supported by the POST Response Body**

Data type	P	Cardinality	Response codes	Description
DAAEventsInfo	M	1	200 OK	Successful case. The DAA Events Notification is successfully received and acknowledged, and updated/additional DAA related event information is returned in the response body.
n/a			204 No Content	Successful case. The DAA Events Notification is successfully received and acknowledged.
n/a			307 Temporary Redirect	Temporary redirection.  The response shall include a Location header field containing an alternative URI representing the end point of an alternative service consumer towards which the notification should be sent.  Redirection handling is described in clause 5.2.10 of 3GPP TS 29.122 [2].
n/a			308 Permanent Redirect	Permanent redirection.  The response shall include a Location header field containing an alternative URI representing the end point of an alternative service consumer towards which the notification should be sent.  Redirection handling is described in clause 5.2.10 of 3GPP TS 29.122 [2].
NOTE: The mandatory HTTP error status codes for the HTTP POST method listed in table 5.2.6-1 of 3GPP TS 29.122 [2] shall also apply.				

**Table 6.4.5.3.3.1-3: Headers supported by the 307 Response Code on this resource**

Name	Data type	P	Cardinality	Description
Location	string	M	1	Contains an alternative URI representing the end point of an alternative service consumer towards which the notification should be redirected.

**Table 6.4.5.3.3.1-4: Headers supported by the 308 Response Code on this resource**

Name	Data type	P	Cardinality	Description
Location	string	M	1	Contains an alternative URI representing the end point of an alternative service consumer towards which the notification should be redirected.

## 6.4.6 Data Model

### 6.4.6.1 General

This clause specifies the application data model supported by the API.

Table 6.4.6.1-1 specifies the data types defined for the UAE\_DAASupport API.

**Table 6.4.6.1-1: UAE\_DAASupport API specific Data Types**

Data type	Clause defined	Description	Applicability
Alert	6.4.6.3.4	Represents the LDGS-based DAA related alert.	UASApp_3
DAAAppPolicy	6.4.6.2.6	Represents a DAA Application policy.	
DAAEvent	6.4.6.2.10	Represents a DAA event related information.	
DAAEventsInfo	6.4.6.2.9	Represents a DAA Events Notification.	
DAAPolConfigNotif	6.4.6.2.8	Represents a DAA Policy Configuration Status Notification.	
DAAPolConfigStatus	6.4.6.3.3	Represents the DAA Policy configuration completion status.	
DAAPolReq	6.4.6.2.2	Represents the parameters to request the creation of a DAA Policy.	
DAAPolResp	6.4.6.2.3	Represents the response to a DAA Policy creation request.	
DAAPolicy	6.4.6.2.4	Represents the content of a DAA Policy.	
DAAPolicyPatch	6.4.6.2.5	Represents the parameters to request the modification of a DAA Policy.	
DAATriggThresholds	6.4.6.2.11	Represents the threshold(s) used to trigger LDGS-based DAA.	
InformDAAEventsReq	6.4.6.2.7	Represents the parameters to report DAA related event(s).	

Table 6.4.6.1-2 specifies data types re-used by the UAE\_DAASupport API from other specifications, including a reference to their respective specifications, and when needed, a short description of their use within the UAE\_DAASupport API.

**Table 6.4.6.1-2: UAE\_DAASupport API re-used Data Types**

Data type	Reference	Comments	Applicability
Bytes	3GPP TS 29.122 [2]	Represents a sequence of bytes.	
DateTime	3GPP TS 29.122 [2]	Represents a date and a time.	UASApp_3
LocationInfo	3GPP TS 29.122 [2]	Represents user location information.	
ReportingInformation	3GPP TS 29.523 [14]	Represents the event reporting requirements.	UASApp_3
ServArea	Clause 6.3.6.2.7	Represents a service area.	UASApp_3
SupportedFeatures	3GPP TS 29.571 [7]	Represents the list of supported feature(s) and used to negotiate the applicability of the optional features.	
TimeWindow	3GPP TS 29.122 [2]	Represents a time window.	UASApp_3
UasId	Clause 6.1.6.2.6	Represents a UAV identifier.	
UavDistance	Clause 6.5.6.2.6	Represents the linear distance between two UAVs.	UASApp_3
Uri	3GPP TS 29.122 [2]	Represents a URI.	

## 6.4.6.2 Structured data types

### 6.4.6.2.1 Introduction

This clause defines the data structures to be used in resource representations.

## 6.4.6.2.2 Type: DAAPoIReq

Table 6.4.6.2.2-1: Definition of type DAAPoIReq

Attribute name	Data type	P	Cardinality	Description	Applicability
requestorId	Uri	M	1	Contains the identity of the service consumer that is sending the request.	
daaPol	DAAPolicy	M	1	Contains the DAA Policy that is to be created.	
suppFeat	SupportedFeatures	C	0..1	Contains the list of supported features among the ones defined in clause 6.4.8. This attribute shall be present only when feature negotiation needs to take place.	

## 6.4.6.2.3 Type: DAAPoIResp

Table 6.4.6.2.3-1: Definition of type DAAPoIResp

Attribute name	Data type	P	Cardinality	Description	Applicability
daaPol	DAAPolicy	M	1	Contains the created DAA Policy.	
suppFeat	SupportedFeatures	C	0..1	Contains the list of supported features among the ones defined in clause 6.4.8. This attribute shall be present only when feature negotiation needs to take place and this attribute was present in the corresponding request.	

## 6.4.6.2.4 Type: DAAPolicy

Table 6.4.6.2.4-1: Definition of type DAAPolicy

Attribute name	Data type	P	Cardinality	Description	Applicability
uasId	UasId	M	1	Contains the identifier of the UAS.	
targetUasIds	array(UasId)	C	1..N	Contains the identifier(s) of the target UAS(s) for which LDGS-based assistance applies. This attribute shall be present only if the UAS identified by the "uasId" attribute is a UAS with LDGS capability.	UASApp_3
ldgsArea	ServArea	O	0..1	Contains the area within which LDGS-based assistance applies. This attribute may be present only if the UAS identified by the "uasId" attribute is a UAS with LDGS capability.	UASApp_3
notifUri	Uri	M	1	Contains the notification URI via which DAA related notifications shall be delivered.	
daaAppPol	DAAAppPolicy	M	1	Contains the DAA Application policy consisting of the requirements and policies for DAA management.	

## 6.4.6.2.5 Type: DAAPolicyPatch

Table 6.4.6.2.5-1: Definition of type DAAPolicyPatch

Attribute name	Data type	P	Cardinality	Description	Applicability
targetUasIds	array(UasId)	O	1..N	Contains the identifier(s) of the target UAS(s) for which LDGS-based assistance applies.  This attribute may be present only if the UAS identified by the "uasId" attribute of the targeted resource representation is a UAS with LDGS capability.	UASApp_3
ldgsArea	ServArea	O	0..1	Contains the area within which LDGS-based assistance applies.  This attribute may be present only if the UAS identified by the "uasId" attribute of the targeted resource representation is a UAS with LDGS capability.	UASApp_3
notifUri	Uri	O	0..1	Contains the updated notification URI via which DAA related notifications shall be delivered.	
daaAppPol	DAAAppPolicy	O	0..1	Contains the updated DAA Application policy.	

## 6.4.6.2.6 Type: DAAAppPolicy

Table 6.4.6.2.6-1: Definition of type DAAAppPolicy

Attribute name	Data type	P	Cardinality	Description	Applicability
polContainer	Bytes	C	0..1	Represents the content of the DAA Application Policy.  (NOTE)	
daaTriggThresholds	DAATriggThresholds	C	0..1	Contains the threshold(s) used to trigger LDGS-based DAA.  (NOTE)	UASApp_3
validity	TimeWindow	C	0..1	Contains the time window within which the DAA Application Policy applies for LDGS-based DAA.  (NOTE)	UASApp_3
repReqs	ReportingInformation	C	0..1	Contains the reporting requirements to be used for LDGS-based DAA related event(s) reporting.  (NOTE)	UASApp_3
NOTE: At least one of these attributes shall be present.					

## 6.4.6.2.7 Type: InformDAAEventsReq

**Table 6.4.6.2.7-1: Definition of type InformDAAEventsReq**

Attribute name	Data type	P	Cardinality	Description	Applicability
requestorId	Uri	M	1	Contains the identity of the service consumer that is sending the request.	
uasId	UasId	M	1	Contains the identifier of the UAS (i.e., pair of UAV and UAV-C) to which the DAA event information management request is related.  This shall be either in form of a UAS identifier (e.g., group ID) or a collection of individual identifiers (e.g., CAA level UAV ID, GPSI) of the UAV and UAV-C composing the UAS.	
daaEventsInfo	array(DAAEvent)	M	1..N	Contains the detected DAA event information.	
suppFeat	SupportedFeatures	C	0..1	Contains the list of supported features among the ones defined in clause 6.4.8.  This attribute shall be present only when feature negotiation needs to take place.	

## 6.4.6.2.8 Type: DAAPolConfigNotif

**Table 6.4.6.2.8-1: Definition of type DAAPolConfigNotif**

Attribute name	Data type	P	Cardinality	Description	Applicability
status	DAAPolConfigStatus	M	1	Contains the DAA Policy configuration completion status.	

## 6.4.6.2.9 Type: DAAEventsInfo

**Table 6.4.6.2.9-1: Definition of type DAAEventsInfo**

Attribute name	Data type	P	Cardinality	Description	Applicability
uasId	UasId	M	1	Contains the identifier of the UAS to which the DAA event information management request is related.	
daaEventsInfo	array(DAAEvent)	M	1..N	Contains the detected DAA event(s) information.	

## 6.4.6.2.10 Type: DAAEvent

**Table 6.4.6.2.10-1: Definition of type DAAEvent**

Attribute name	Data type	P	Cardinality	Description	Applicability
uasId	UasId	M	1	Contains the identifier of the UAS for which a DAA event is detected.	
uasLocInfo	LocationInfo	M	1	Contains the location information of the UAS with which a potential flight path conflict is detected.	
alert	Alert	C	0..1	Contains the detected LDGS-based DAA alert.	UASApp_3
entryTime	DateTime	O	0..1	Contains the time at which the UAS enters the monitoring range of the LDGS.	UASApp_3
exitTime	DateTime	O	0..1	Contains the time at which the UAS leaves the monitoring range of the LDGS.	UASApp_3

## 6.4.6.2.11 Type: DAATriggerThresholds

**Table 6.4.6.2.11-1: Definition of type DAATriggerThresholds**

Attribute name	Data type	P	Cardinality	Description	Applicability
upperDistThresh	UavDistance	C	0..1	Contains the threshold upper linear distance between two UAVs, i.e., the threshold linear distance below which the risk of collision between two UAVs is considered high.  (NOTE 1, NOTE 2)	
lowerDistThresh	UavDistance	C	0..1	Contains the threshold lower linear distance between two UAVs, i.e., the threshold linear distance above which the risk of collision between two UAVs is considered low.  (NOTE 1, NOTE 2)	
NOTE 1: At least one of these attributes shall be present. NOTE 2: When both of these attributes are present, the value of the "lowerDistThresh" attribute shall always be higher than the value of the "upperDistThresh" attribute.					

## 6.4.6.3 Simple data types and enumerations

## 6.4.6.3.1 Introduction

This clause defines simple data types and enumerations that can be referenced from data structures defined in the previous clauses.

## 6.4.6.3.2 Simple data types

The simple data types defined in table 6.4.6.3.2-1 shall be supported.

**Table 6.4.6.3.2-1: Simple data types**

Type Name	Type Definition	Description	Applicability

## 6.4.6.3.3 Enumeration: DAAPolConfigStatus

The enumeration DAAPolConfigStatus represents the DAA Policy configuration completion status. It shall comply with the provisions of table 6.4.6.3.3-1.

**Table 6.4.6.3.3-1: Enumeration DAAPolConfigStatus**

Enumeration value	Description	Applicability
SUCCESSFUL	Indicates that the DAA Policy configuration was successful.	
NOT_SUCCESSFUL	Indicates that the DAA Policy configuration was not successful.	

## 6.4.6.3.4 Enumeration: Alert

The enumeration Alert represents the LDGS-based DAA related alert. It shall comply with the provisions of table 6.4.6.3.4-1.

**Table 6.4.6.3.4-1: Enumeration DAAPoIConfigStatus**

Enumeration value	Description	Applicability
RISK_OF_COLLISION	Indicates that the LDGS-based DAA related alert is risk of collision.	
COLLISION_DETECTED	Indicates that the LDGS-based DAA related alert is collision detected.	
COLLISION_RESOLVED	Indicates that the LDGS-based DAA related alert is collision (or risk of collision) resolved.	

#### 6.4.6.4 Data types describing alternative data types or combinations of data types

There are no data types describing alternative data types or combinations of data types defined for this API in this release of the specification.

#### 6.4.6.5 Binary data

##### 6.4.6.5.1 Binary Data Types

**Table 6.4.6.5.1-1: Binary Data Types**

Name	Clause defined	Content type

#### 6.4.7 Error Handling

##### 6.4.7.1 General

For the UAE\_DAASupport API, HTTP error responses shall be supported as specified in clause 5.2.6 of 3GPP TS 29.122 [2]. Protocol errors and application errors specified in clause 5.2.6 of 3GPP TS 29.122 [2] shall be supported for the HTTP status codes specified in table 5.2.6-1 of 3GPP TS 29.122 [2].

In addition, the requirements in the following clauses are applicable for the UAE\_DAASupport API.

##### 6.4.7.2 Protocol Errors

No specific protocol errors for the UAE\_DAASupport API are specified.

##### 6.4.7.3 Application Errors

The application errors defined for the UAE\_DAASupport API are listed in Table 6.4.7.3-1.

**Table 6.4.7.3-1: Application errors**

Application Error	HTTP status code	Description	Applicability

#### 6.4.8 Feature negotiation

The optional features listed in table 6.4.8-1 are defined for the UAE\_DAASupport API. They shall be negotiated using the extensibility mechanism defined in clause 5.2.7 of 3GPP TS 29.122 [2].

**Table 6.4.8-1: Supported Features**

Feature number	Feature Name	Description
1	UASApp_3	This feature indicates the support of the second set of enhancements to the UAS Applications Enabler Layer.  Within this feature, the following enhancements are covered: - Support LDGS-based DAA.

## 6.4.9 Security

The provisions of clause 6 of 3GPP TS 29.122 [2] shall apply for the UAE\_DAASupport API.

## 6.5 UAE\_UAVDynamicInfo API

### 6.5.1 Introduction

The UAE\_UAVDynamicInfo service shall use the UAE\_UAVDynamicInfo API.

The API URI of the UAE\_UAVDynamicInfo Service API shall be:

**{apiRoot}/<apiName>/<apiVersion>**

The request URIs used in HTTP requests shall have the Resource URI structure defined in clause 5.2.4 of 3GPP TS 29.122 [2], i.e.:

**{apiRoot}/<apiName>/<apiVersion>/<apiSpecificSuffixes>**

with the following components:

- The {apiRoot} shall be set as described in clause 5.2.4 of 3GPP TS 29.122 [2].
- The <apiName> shall be "uae-udi".
- The <apiVersion> shall be "v1".
- The <apiSpecificSuffixes> shall be set as described in clause 5.2.4 of 3GPP TS 29.122 [2].

NOTE: When 3GPP TS 29.122 [2] is referenced for the common protocol and interface aspects for API definition in the clauses under clause 6.5, the UAE Server takes the role of the SCEF and the service consumer takes the role of the SCS/AS.

### 6.5.2 Usage of HTTP

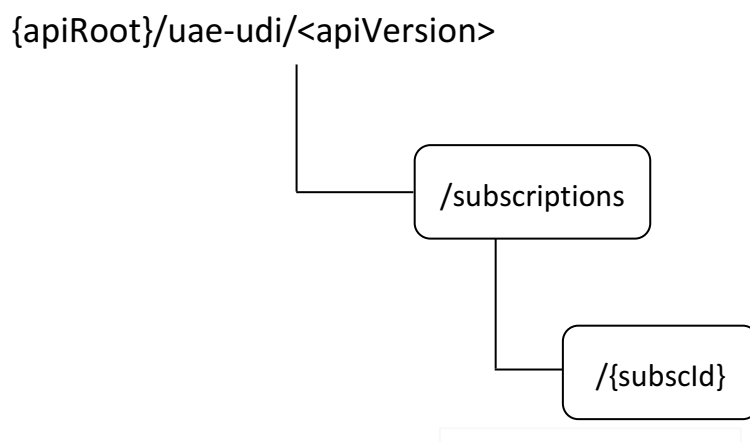
The provisions of clause 5.2.2 of 3GPP TS 29.122 [2] shall apply for the UAE\_UAVDynamicInfo API.

### 6.5.3 Resources

#### 6.5.3.1 Overview

This clause describes the structure for the Resource URIs and the resources and methods used for the service.

Figure 6.5.3.1-1 depicts the resource URIs structure for the UAE\_UAVDynamicInfo API.



**Figure 6.5.3.1-1: Resource URIs structure of the UAE\_UAVDynamicInfo API**

Table 6.5.3.1-1 provides an overview of the resources and applicable HTTP methods for the UAE\_UAVDynamicInfo API.

**Table 6.5.3.1-1: Resources and methods overview**

Resource name	Resource URI	HTTP method or custom operation	Description
UAV Dynamic Information Subscriptions	/subscriptions	GET	Retrieve all the active UAV Dynamic Information Subscriptions managed by the UAE Server.
		POST	Request the creation of a UAV Dynamic Information Subscription.
Individual UAV Dynamic Information Subscription	/subscriptions/{subscld}	GET	Retrieve an existing "Individual UAV Dynamic Information Subscription" resource.
		PUT	Request the update of an existing "Individual UAV Dynamic Information Subscription" resource.
		PATCH	Request the modification of an existing "Individual UAV Dynamic Information Subscription" resource.
		DELETE	Request the deletion of an existing "Individual UAV Dynamic Information Subscription" resource.

### 6.5.3.2 Resource: UAV Dynamic Information Subscriptions

#### 6.5.3.2.1 Description

This resource represents the collection of UAV Dynamic Information Subscriptions managed by the UAE Server.

#### 6.5.3.2.2 Resource Definition

Resource URI: **{apiRoot}/uae-udi/<apiVersion>/subscriptions**

This resource shall support the resource URI variables defined in table 6.5.3.2.2-1.

**Table 6.5.3.2.2-1: Resource URI variables for this resource**

Name	Data type	Definition
apiRoot	string	See clause 6.5.1.

#### 6.5.3.2.3 Resource Standard Methods

##### 6.5.3.2.3.1 GET

The HTTP GET method allows a service consumer to retrieve all the active UAV Dynamic Information Subscriptions managed by the UAE Server.

This method shall support the URI query parameters specified in table 6.5.3.2.3.1-1.

**Table 6.5.3.2.3.1-1: URI query parameters supported by the GET method on this resource**

Name	Data type	P	Cardinality	Description	Applicability
n/a					

This method shall support the request data structures specified in table 6.5.3.2.3.1-2 and the response data structures and response codes specified in table 6.5.3.2.3.1-3.

**Table 6.5.3.2.3.1-2: Data structures supported by the GET Request Body on this resource**

Data type	P	Cardinality	Description
n/a			

**Table 6.5.3.2.3.1-3: Data structures supported by the GET Response Body on this resource**

Data type	P	Cardinality	Response codes	Description
array(UAVDynInfoSubsc)	M	0..N	200 OK	Successful case. All the active UAV Dynamic Information Subscriptions managed by the UAE Server shall be returned.  When there are no active UAV Dynamic Information Subscriptions at the UAE Server, an empty array shall be returned.
n/a			307 Temporary Redirect	Temporary redirection.  The response shall include a Location header field containing an alternative URI of the resource located in an alternative UAE Server.  Redirection handling is described in clause 5.2.10 of 3GPP TS 29.122 [2].
n/a			308 Permanent Redirect	Permanent redirection.  The response shall include a Location header field containing an alternative URI of the resource located in an alternative UAE Server.  Redirection handling is described in clause 5.2.10 of 3GPP TS 29.122 [2].
NOTE: The mandatory HTTP error status codes for the HTTP GET method listed in table 5.2.6-1 of 3GPP TS 29.122 [2] shall also apply.				

**Table 6.5.3.2.3.1-4: Headers supported by the 307 Response Code on this resource**

Name	Data type	P	Cardinality	Description
Location	string	M	1	Contains an alternative URI of the resource located in an alternative UAE Server.

**Table 6.5.3.2.3.1-5: Headers supported by the 308 Response Code on this resource**

Name	Data type	P	Cardinality	Description
Location	string	M	1	Contains an alternative URI of the resource located in an alternative UAE Server.

### 6.5.3.2.3.2 POST

The HTTP POST method allows a service consumer to request the creation of a UAV Dynamic Information Subscription at the UAE Server.

This method shall support the URI query parameters specified in table 6.5.3.2.3.2-1.

**Table 6.5.3.2.3.2-1: URI query parameters supported by the POST method on this resource**

Name	Data type	P	Cardinality	Description	Applicability
n/a					

This method shall support the request data structures specified in table 6.5.3.2.3.2-2 and the response data structures and response codes specified in table 6.5.3.2.3.2-3.

**Table 6.5.3.2.3.2-2: Data structures supported by the POST Request Body on this resource**

Data type	P	Cardinality	Description
UAVDynInfoSubsc	M	1	Represents the parameters to request the creation of a UAV Dynamic Information Subscription.

**Table 6.5.3.2.3.2-3: Data structures supported by the POST Response Body on this resource**

Data type	P	Cardinality	Response codes	Description
UAVDynInfoSubsc	M	1	201 Created	Successful case. The UAV Dynamic Information Subscription is successfully created and a representation of the created "Individual UAV Dynamic Information Subscription" resource shall be returned.  An HTTP "Location" header that contains the resource URI of the created resource shall also be included.
NOTE: The mandatory HTTP error status codes for the HTTP POST method listed in table 5.2.6-1 of 3GPP TS 29.122 [2] shall also apply.				

**Table 6.5.3.2.3.2-4: Headers supported by the 201 Response Code on this resource**

Name	Data type	P	Cardinality	Description
Location	string	M	1	Contains the URI of the newly created resource, according to the structure: {apiRoot}/uae-udi/<apiVersion>/subscriptions/{subscId}

#### 6.5.3.2.4 Resource Custom Operations

There are no resource custom operations defined for this resource in this release of the specification.

### 6.5.3.3 Resource: Individual UAV Dynamic Information Subscription

#### 6.5.3.3.1 Description

This resource represents a UAV Dynamic Information Subscription managed by the UAE Server.

#### 6.5.3.3.2 Resource Definition

Resource URI: {apiRoot}/uae-udi/<apiVersion>/subscriptions/{subscId}

This resource shall support the resource URI variables defined in table 6.5.3.3.2-1.

**Table 6.5.3.3.2-1: Resource URI variables for this resource**

Name	Data type	Definition
apiRoot	string	See clause 6.5.1.
subscId	string	Represents the identifier of the "Individual UAV Dynamic Information Subscription" resource.

## 6.5.3.3.3 Resource Standard Methods

## 6.5.3.3.3.1 GET

The HTTP GET method allows a service consumer to retrieve an existing "Individual UAV Dynamic Information Subscription" resource at the UAE Server.

This method shall support the URI query parameters specified in table 6.5.3.3.3.1-1.

**Table 6.5.3.3.3.1-1: URI query parameters supported by the GET method on this resource**

Name	Data type	P	Cardinality	Description	Applicability
n/a					

This method shall support the request data structures specified in table 6.5.3.3.3.1-2 and the response data structures and response codes specified in table 6.5.3.3.3.1-3.

**Table 6.5.3.3.3.1-2: Data structures supported by the GET Request Body on this resource**

Data type	P	Cardinality	Description
n/a			

**Table 6.5.3.3.3.1-3: Data structures supported by the GET Response Body on this resource**

Data type	P	Cardinality	Response codes	Description
UAVDynInfoSubsc	M	1	200 OK	Successful case. The requested "Individual UAV Dynamic Information Subscription" resource shall be returned.
n/a			307 Temporary Redirect	Temporary redirection. The response shall include a Location header field containing an alternative URI of the resource located in an alternative UAE Server. Redirection handling is described in clause 5.2.10 of 3GPP TS 29.122 [2].
n/a			308 Permanent Redirect	Permanent redirection. The response shall include a Location header field containing an alternative URI of the resource located in an alternative UAE Server. Redirection handling is described in clause 5.2.10 of 3GPP TS 29.122 [2].
NOTE: The mandatory HTTP error status codes for the HTTP GET method listed in table 5.2.6-1 of 3GPP TS 29.122 [2] shall also apply.				

**Table 6.5.3.3.3.1-4: Headers supported by the 307 Response Code on this resource**

Name	Data type	P	Cardinality	Description
Location	string	M	1	Contains an alternative URI of the resource located in an alternative UAE Server.

**Table 6.5.3.3.3.1-5: Headers supported by the 308 Response Code on this resource**

Name	Data type	P	Cardinality	Description
Location	string	M	1	Contains an alternative URI of the resource located in an alternative UAE Server.

## 6.5.3.3.3.2 PUT

The HTTP PUT method allows a service consumer to request the update of an existing "Individual UAV Dynamic Information Subscription" resource at the UAE Server.

This method shall support the URI query parameters specified in table 6.5.3.3.3.2-1.

**Table 6.5.3.3.3.2-1: URI query parameters supported by the PUT method on this resource**

Name	Data type	P	Cardinality	Description	Applicability
n/a					

This method shall support the request data structures specified in table 6.5.3.3.3.2-2 and the response data structures and response codes specified in table 6.5.3.3.3.2-3.

**Table 6.5.3.3.3.2-2: Data structures supported by the PUT Request Body on this resource**

Data type	P	Cardinality	Description
UAVDynInfoSubsc	M	1	Represents the updated representation of the "Individual UAV Dynamic Information Subscription" resource.

**Table 6.5.3.3.3.2-3: Data structures supported by the PUT Response Body on this resource**

Data type	P	Cardinality	Response codes	Description
UAVDynInfoSubsc	M	1	200 OK	Successful case. The "Individual UAV Dynamic Information Subscription" resource is successfully updated and a representation of the updated resource shall be returned in the response body.
n/a			204 No Content	Successful case. The "Individual UAV Dynamic Information Subscription" resource is successfully updated and no content is returned in the response body.
n/a			307 Temporary Redirect	Temporary redirection. The response shall include a Location header field containing an alternative URI of the resource located in an alternative UAE Server. Redirection handling is described in clause 5.2.10 of 3GPP TS 29.122 [2].
n/a			308 Permanent Redirect	Permanent redirection. The response shall include a Location header field containing an alternative URI of the resource located in an alternative UAE Server. Redirection handling is described in clause 5.2.10 of 3GPP TS 29.122 [2].
NOTE: The mandatory HTTP error status codes for the HTTP PUT method listed in table 5.2.6-1 of 3GPP TS 29.122 [2] shall also apply.				

**Table 6.5.3.3.3.2-4: Headers supported by the 307 Response Code on this resource**

Name	Data type	P	Cardinality	Description
Location	string	M	1	Contains an alternative URI of the resource located in an alternative UAE Server.

**Table 6.5.3.3.3.2-5: Headers supported by the 308 Response Code on this resource**

Name	Data type	P	Cardinality	Description
Location	string	M	1	Contains an alternative URI of the resource located in an alternative UAE Server.

### 6.5.3.3.3.3 PATCH

The HTTP PATCH method allows a service consumer to request the modification of an existing "Individual UAV Dynamic Information Subscription" resource at the UAE Server.

This method shall support the URI query parameters specified in table 6.5.3.3.3.3-1.

**Table 6.5.3.3.3.3-1: URI query parameters supported by the PATCH method on this resource**

Name	Data type	P	Cardinality	Description	Applicability
n/a					

This method shall support the request data structures specified in table 6.5.3.3.3.3-2 and the response data structures and response codes specified in table 6.5.3.3.3.3-3.

**Table 6.5.3.3.3.3-2: Data structures supported by the PATCH Request Body on this resource**

Data type	P	Cardinality	Description
UAVDynInfoSubscPatch	M	1	Represents the parameters to request the modification of the "Individual UAV Dynamic Information Subscription" resource.

**Table 6.5.3.3.3.3-3: Data structures supported by the PATCH Response Body on this resource**

Data type	P	Cardinality	Response codes	Description
UAVDynInfoSubsc	M	1	200 OK	Successful case. The "Individual UAV Dynamic Information Subscription" resource is successfully modified and a representation of the updated resource shall be returned in the response body.
n/a			204 No Content	Successful case. The "Individual UAV Dynamic Information Subscription" resource is successfully modified and no content is returned in the response body.
n/a			307 Temporary Redirect	Temporary redirection. The response shall include a Location header field containing an alternative URI of the resource located in an alternative UAE Server. Redirection handling is described in clause 5.2.10 of 3GPP TS 29.122 [2].
n/a			308 Permanent Redirect	Permanent redirection. The response shall include a Location header field containing an alternative URI of the resource located in an alternative UAE Server. Redirection handling is described in clause 5.2.10 of 3GPP TS 29.122 [2].
NOTE: The mandatory HTTP error status codes for the HTTP PATCH method listed in table 5.2.6-1 of 3GPP TS 29.122 [2] shall also apply.				

**Table 6.5.3.3.3.3-4: Headers supported by the 307 Response Code on this resource**

Name	Data type	P	Cardinality	Description
Location	string	M	1	Contains an alternative URI of the resource located in an alternative UAE Server.

**Table 6.5.3.3.3.3-5: Headers supported by the 308 Response Code on this resource**

Name	Data type	P	Cardinality	Description
Location	string	M	1	Contains an alternative URI of the resource located in an alternative UAE Server.

#### 6.5.3.3.3.4 DELETE

The HTTP DELETE method allows a service consumer to request the deletion of an existing "Individual UAV Dynamic Information Subscription" resource at the UAE Server.

This method shall support the URI query parameters specified in table 6.5.3.3.3.4-1.

**Table 6.5.3.3.3.4-1: URI query parameters supported by the DELETE method on this resource**

Name	Data type	P	Cardinality	Description	Applicability
n/a					

This method shall support the request data structures specified in table 6.5.3.3.3.4-2 and the response data structures and response codes specified in table 6.5.3.3.3.4-3.

**Table 6.5.3.3.3.4-2: Data structures supported by the DELETE Request Body on this resource**

Data type	P	Cardinality	Description
n/a			

**Table 6.5.3.3.3.4-3: Data structures supported by the DELETE Response Body on this resource**

Data type	P	Cardinality	Response codes	Description
n/a			204 No Content	Successful case. The "Individual UAV Dynamic Information Subscription" resource is successfully deleted.
n/a			307 Temporary Redirect	Temporary redirection. The response shall include a Location header field containing an alternative URI of the resource located in an alternative UAE Server. Redirection handling is described in clause 5.2.10 of 3GPP TS 29.122 [2].
n/a			308 Permanent Redirect	Permanent redirection. The response shall include a Location header field containing an alternative URI of the resource located in an alternative UAE Server. Redirection handling is described in clause 5.2.10 of 3GPP TS 29.122 [2].
NOTE: The mandatory HTTP error status codes for the HTTP DELETE method listed in table 5.2.6-1 of 3GPP TS 29.122 [2] shall also apply.				

**Table 6.5.3.3.3.4-4: Headers supported by the 307 Response Code on this resource**

Name	Data type	P	Cardinality	Description
Location	string	M	1	Contains an alternative URI of the resource located in an alternative UAE Server.

**Table 6.5.3.3.3.4-5: Headers supported by the 308 Response Code on this resource**

Name	Data type	P	Cardinality	Description
Location	string	M	1	Contains an alternative URI of the resource located in an alternative UAE Server.

#### 6.5.3.3.4 Resource Custom Operations

There are no resource custom operations defined for this resource in this release of the specification.

### 6.5.4 Custom Operations without associated resources

There are no custom operations without associated resources defined for this resource in this release of the specification.

## 6.5.5 Notifications

### 6.5.5.1 General

Notifications shall comply to clause 5.2.5 of 3GPP TS 29.122 [2].

**Table 6.5.5.1-1: Notifications overview**

Notification	Callback URI	HTTP method or custom operation	Description (service operation)
UAV Dynamic Information Notification	{notifUri}	POST	This service operation enables a UAE Server to notify a previously subscribed service consumer on UAV dynamic information event(s).

### 6.5.5.2 UAV Dynamic Information Notification

#### 6.5.5.2.1 Description

The UAV Dynamic Information Notification is used by the UAE Server to notify a previously subscribed service consumer on UAV dynamic information event(s).

#### 6.5.5.2.2 Target URI

The Callback URI "{**notifUri**}" shall be used with the callback URI variables defined in table 6.5.5.2.2-1.

**Table 6.5.5.2.2-1: Callback URI variables**

Name	Definition
notifUri	Represents the callback URI encoded as a string formatted as a URI.

## 6.5.5.2.3 Standard Methods

## 6.5.5.2.3.1 POST

This method shall support the request data structures specified in table 6.5.5.2.3.1-1 and the response data structures and response codes specified in table 6.5.5.2.3.1-2.

**Table 6.5.5.2.3.1-1: Data structures supported by the POST Request Body**

Data type	P	Cardinality	Description
UAVDynInfoNotif	M	1	Represents the UAV Dynamic Information Notification.

**Table 6.5.5.2.3.1-2: Data structures supported by the POST Response Body**

Data type	P	Cardinality	Response codes	Description
n/a			204 No Content	Successful case. The UAV Dynamic Information Notification is successfully received and processed.
n/a			307 Temporary Redirect	Temporary redirection.  The response shall include a Location header field containing an alternative URI representing the end point of an alternative service consumer towards which the notification should be sent.  Redirection handling is described in clause 5.2.10 of 3GPP TS 29.122 [3].
n/a			308 Permanent Redirect	Permanent redirection.  The response shall include a Location header field containing an alternative URI representing the end point of an alternative service consumer towards which the notification should be sent.  Redirection handling is described in clause 5.2.10 of 3GPP TS 29.122 [3].
NOTE: The mandatory HTTP error status codes for the HTTP POST method listed in table 5.2.6-1 of 3GPP TS 29.122 [2] shall also apply.				

**Table 6.5.5.2.3.1-3: Headers supported by the 307 Response Code on this resource**

Name	Data type	P	Cardinality	Description
Location	string	M	1	Contains an alternative URI representing the end point of an alternative service consumer towards which the notification should be redirected.

**Table 6.5.5.2.3.1-4: Headers supported by the 308 Response Code on this resource**

Name	Data type	P	Cardinality	Description
Location	string	M	1	Contains an alternative URI representing the end point of an alternative service consumer towards which the notification should be redirected.

## 6.5.6 Data Model

## 6.5.6.1 General

This clause specifies the application data model supported by the API.

Table 6.5.6.1-1 specifies the data types defined for the UAE\_UAVDynamicInfo API.

**Table 6.5.6.1-1: UAE\_UAVDynamicInfo API specific Data Types**

Data type	Clause defined	Description	Applicability
ProxRangInfo	6.5.6.2.5	Represents the proximity range information.	
UavDistance	6.5.6.3.2	Represents the linear distance between two UAVs.	
UAVDynInfoNotif	6.5.6.2.4	Represents a UAV Dynamic Information Notification.	
UAVDynInfoSubsc	6.5.6.2.2	Represents a UAV Dynamic Information Subscription.	
UAVDynInfoSubscPatch	6.5.6.2.3	Represents the requested modifications to a UAV Dynamic Information Subscription.	
UavInfo	6.5.6.2.6	Represents the UAV information related to the UAV detection in an application defined proximity range.	

Table 6.5.6.1-2 specifies data types re-used by the UAE\_UAVDynamicInfo API from other specifications, including a reference to their respective specifications, and when needed, a short description of their use within the UAE\_UAVDynamicInfo API.

**Table 6.5.6.1-2: UAE\_UAVDynamicInfo API re-used Data Types**

Data type	Reference	Comments	Applicability
LocationInfo	3GPP TS 29.122 [2]	Represents user location information.	
SupportedFeatures	3GPP TS 29.571 [18]	Represents the list of supported feature(s) and used to negotiate the applicability of the optional features.	
UavId	Clause 6.1.6.2.7	Represents a UAV identifier.	
Uri	3GPP TS 29.122 [2]	Represents a Uri.	

## 6.5.6.2 Structured data types

### 6.5.6.2.1 Introduction

This clause defines the data structures to be used in resource representations.

### 6.5.6.2.2 Type: UAVDynInfoSubsc

**Table 6.5.6.2.2-1: Definition of type UAVDynInfoSubsc**

Attribute name	Data type	P	Cardinality	Description	Applicability
uavId	UavId	M	1	Contains the identity of the host UAV to which the UAV dynamic information subscription is related.	
proxRangInfo	ProxRangInfo	M	1	Contains the application defined proximity range information indicating the range information over which the requested host UAV's dynamic information is required.	
notifUri	Uri	M	1	Contains the URI via which the UAV dynamic information event(s) related notifications shall be delivered.	
suppFeat	SupportedFeatures	C	0..1	Contains the list of supported features among the ones defined in clause 6.5.8. This attribute shall be present only when feature negotiation needs to take place.	

## 6.5.6.2.3 Type: UAVDynInfoSubscPatch

Table 6.5.6.2.3-1: Definition of type UAVDynInfoSubscPatch

Attribute name	Data type	P	Cardinality	Description	Applicability
proxRangInfo	ProxRangInfo	O	0..1	Contains the updated application defined proximity range information indicating the range information over which the requested host UAV's dynamic information is required.	
notifUri	Uri	O	0..1	Contains the updated URI via which the UAV dynamic information event(s) related notifications shall be delivered.	

## 6.5.6.2.4 Type: UAVDynInfoNotif

Table 6.5.6.2.4-1: Definition of type UAVDynInfoNotif

Attribute name	Data type	P	Cardinality	Description	Applicability
subscId	string	M	1	Contains the identifier of the UAV Dynamic Information Subscription to which the notification is related.	
hostUavLoc	LocationInfo	M	1	Contains the location information for the host UAV.	
uavsInfo	array(UavInfo)	M	1..N	Contains a list of the UAV(s) detected in the application defined proximity range and the related information.	

## 6.5.6.2.5 Type: ProxRangInfo

Table 6.5.6.2.5-1: Definition of type ProxRangInfo

Attribute name	Data type	P	Cardinality	Description	Applicability
range	number	O	0..1	Contains the application defined proximity range over which the requested host UAV's dynamic information is required. (NOTE)	
rangInfo	string	O	0..1	Contains detailed and/or additional information on the application defined proximity range over which the requested host UAV's dynamic information is required. (NOTE)	
NOTE: At least one of these attributes shall be present.					

## 6.5.6.2.6 Type: UavInfo

Table 6.5.6.2.6-1: Definition of type UavInfo

Attribute name	Data type	P	Cardinality	Description	Applicability
nearbyUavId	UavId	M	1	Contains the identity of the nearby UAV to which the provided information is related.	
nearbyUavLoc	LocationInfo	M	1	Contains the location information for the nearby UAV within the application defined proximity range.	
nearbyUavDist	UavDistance	M	1	Contains the distance between the nearby UAV and the host UAV.	

### 6.5.6.3 Simple data types and enumerations

#### 6.5.6.3.1 Introduction

This clause defines simple data types and enumerations that can be referenced from data structures defined in the previous clauses.

#### 6.5.6.3.2 Simple data types

The simple data types defined in table 6.5.6.3.2-1 shall be supported.

**Table 6.5.6.3.2-1: Simple data types**

Type Name	Type Definition	Description	Applicability
UavDistance	number	Represents the linear distance between two UAVs, expressed in meters.	

#### 6.5.6.4 Data types describing alternative data types or combinations of data types

There are no data types describing alternative data types or combinations of data types defined for this API in this release of the specification.

#### 6.5.6.5 Binary data

##### 6.5.6.5.1 Binary Data Types

**Table 6.5.6.5.1-1: Binary Data Types**

Name	Clause defined	Content type

### 6.5.7 Error Handling

#### 6.5.7.1 General

For the UAE\_UAVDynamicInfo API, HTTP error responses shall be supported as specified in clause 5.2.6 of 3GPP TS 29.122 [2]. Protocol errors and application errors specified in clause 5.2.6 of 3GPP TS 29.122 [2] shall be supported for the HTTP status codes specified in table 5.2.6-1 of 3GPP TS 29.122 [2].

In addition, the requirements in the following clauses are applicable for the UAE\_UAVDynamicInfo API.

#### 6.5.7.2 Protocol Errors

No specific protocol errors for the UAE\_UAVDynamicInfo API are specified.

#### 6.5.7.3 Application Errors

The application errors defined for the UAE\_UAVDynamicInfo API are listed in Table 6.5.7.3-1.

**Table 6.5.7.3-1: Application errors**

Application Error	HTTP status code	Description	Applicability

## 6.5.8 Feature negotiation

The optional features listed in table 6.5.8-1 are defined for the UAE\_UAVDynamicInfo API. They shall be negotiated using the extensibility mechanism defined in clause 5.2.7 of 3GPP TS 29.122 [2].

**Table 6.5.8-1: Supported Features**

Feature number	Feature Name	Description

## 6.5.9 Security

The provisions of clause 6 of 3GPP TS 29.122 [2] shall apply for the UAE\_UAVDynamicInfo API.

## 6.6 UAE\_FlightPathMonitoring Service API

### 6.6.1 Introduction

The UAE\_FlightPathMonitoring service shall use the UAE\_FlightPathMonitoring API.

The API URI of the UAE\_FlightPathMonitoring API shall be:

**{apiRoot}/<apiName>/<apiVersion>**

The request URIs used in HTTP requests shall have the Resource URI structure defined in clause 5.2.4 of 3GPP TS 29.122 [2], i.e.:

**{apiRoot}/<apiName>/<apiVersion>/<apiSpecificSuffixes>**

with the following components:

- The {apiRoot} shall be set as described in clause 5.2.4 of 3GPP TS 29.122 [2].
- The <apiName> shall be "uae-fpm".
- The <apiVersion> shall be "v1".
- The <apiSpecificSuffixes> shall be set as described in clause 5.2.4 of 3GPP TS 29.122 [2].

NOTE: When 3GPP TS 29.122 [2] is referenced for the common protocol and interface aspects for API definition in the clauses under clause 6.6, the UAE Server takes the role of the SCEF and the service consumer takes the role of the SCS/AS.

### 6.6.2 Usage of HTTP

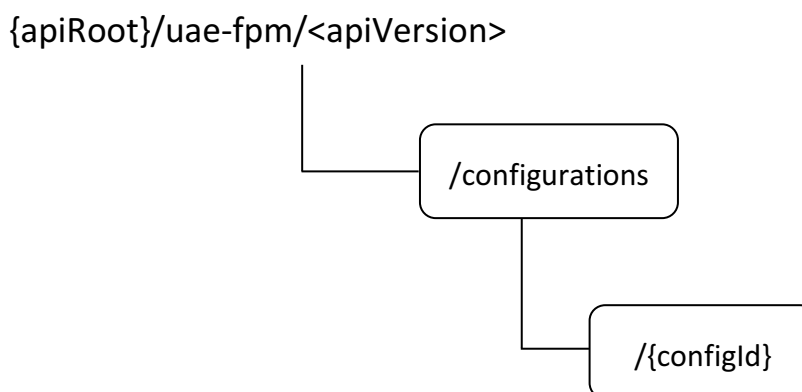
The provisions of clause 5.2.2 of 3GPP TS 29.122 [2] shall apply for the UAE\_FlightPathMonitoring API.

### 6.6.3 Resources

#### 6.6.3.1 Overview

This clause describes the structure for the Resource URIs and the resources and methods used for the service.

Figure 6.6.3.1-1 depicts the resource URIs structure for the UAE\_FlightPathMonitoring API.



**Figure 6.6.3.1-1: Resource URIs structure of the UAE\_FlightPathMonitoring API**

Table 6.6.3.1-1 provides an overview of the resources and applicable HTTP methods for the UAE\_FlightPathMonitoring API.

**Table 6.6.3.1-1: Resources and methods overview**

Resource name	Resource URI	HTTP method or custom operation	Description
Flight Path Monitoring Configurations	/configurations	GET	Retrieve all the active Flight Path Monitoring Configurations managed by the UAE Server.
		POST	Request the creation of a Flight Path Monitoring Configuration.
Individual Flight Path Monitoring Configuration	/configurations/{configId}	GET	Retrieve an existing "Individual Flight Path Monitoring Configuration" resource.
		PUT	Request the update of an existing "Individual Flight Path Monitoring Configuration" resource.
		PATCH	Request the modification of an existing "Individual Flight Path Monitoring Configuration" resource.
		DELETE	Request the deletion of an existing "Individual Flight Path Monitoring Configuration" resource.

## 6.6.3.2 Resource: Flight Path Monitoring Configurations

### 6.6.3.2.1 Description

This resource represents the collection of Flight Path Monitoring Configurations managed by the UAE Server.

### 6.6.3.2.2 Resource Definition

Resource URI: **{apiRoot}/uae-fpm/<apiVersion>/configurations**

This resource shall support the resource URI variables defined in table 6.6.3.2.2-1.

**Table 6.6.3.2.2-1: Resource URI variables for this resource**

Name	Data type	Definition
apiRoot	string	See clause 6.6.1.

### 6.6.3.2.3 Resource Standard Methods

#### 6.6.3.2.3.1 GET

The HTTP GET method allows a service consumer to retrieve all the active Flight Path Monitoring Configurations managed by the UAE Server.

This method shall support the URI query parameters specified in table 6.6.3.2.3.1-1.

**Table 6.6.3.2.3.1-1: URI query parameters supported by the GET method on this resource**

Name	Data type	P	Cardinality	Description	Applicability
n/a					

This method shall support the request data structures specified in table 6.6.3.2.3.1-2 and the response data structures and response codes specified in table 6.6.3.2.3.1-3.

**Table 6.6.3.2.3.1-2: Data structures supported by the GET Request Body on this resource**

Data type	P	Cardinality	Description
n/a			

**Table 6.6.3.2.3.1-3: Data structures supported by the GET Response Body on this resource**

Data type	P	Cardinality	Response codes	Description
array(FlightPathMonConfig)	M	0..N	200 OK	Successful case. All the active Flight Path Monitoring Configurations managed by the UAE Server shall be returned.  When there are no active Flight Path Monitoring Configurations at the UAE Server, an empty array shall be returned.
n/a			307 Temporary Redirect	Temporary redirection.  The response shall include a Location header field containing an alternative URI of the resource located in an alternative UAE Server.  Redirection handling is described in clause 5.2.10 of 3GPP TS 29.122 [2].
n/a			308 Permanent Redirect	Permanent redirection.  The response shall include a Location header field containing an alternative URI of the resource located in an alternative UAE Server.  Redirection handling is described in clause 5.2.10 of 3GPP TS 29.122 [2].
NOTE: The mandatory HTTP error status codes for the HTTP GET method listed in table 5.2.6-1 of 3GPP TS 29.122 [2] shall also apply.				

**Table 6.6.3.2.3.1-4: Headers supported by the 307 Response Code on this resource**

Name	Data type	P	Cardinality	Description
Location	string	M	1	Contains an alternative URI of the resource located in an alternative UAE Server.

**Table 6.6.3.2.3.1-5: Headers supported by the 308 Response Code on this resource**

Name	Data type	P	Cardinality	Description
Location	string	M	1	Contains an alternative URI of the resource located in an alternative UAE Server.

### 6.6.3.2.3.2 POST

The HTTP POST method allows a service consumer to request the creation of a Flight Path Monitoring Configuration at the UAE Server.

This method shall support the URI query parameters specified in table 6.6.3.2.3.2-1.

**Table 6.6.3.2.3.2-1: URI query parameters supported by the POST method on this resource**

Name	Data type	P	Cardinality	Description	Applicability
n/a					

This method shall support the request data structures specified in table 6.6.3.2.3.2-2 and the response data structures and response codes specified in table 6.6.3.2.3.2-3.

**Table 6.6.3.2.3.2-2: Data structures supported by the POST Request Body on this resource**

Data type	P	Cardinality	Description
FlightPathMonConfig Req	M	1	Represents the parameters to request the creation of a Flight Path Monitoring Configuration.

**Table 6.6.3.2.3.2-3: Data structures supported by the POST Response Body on this resource**

Data type	P	Cardinality	Response codes	Description
FlightPathMonConfig Resp	M	1	201 Created	Successful case. The Flight Path Monitoring Configuration is successfully created and a representation of the created "Individual Flight Path Monitoring Configuration" resource shall be returned.  An HTTP "Location" header that contains the URI of the created resource shall also be included.
NOTE: The mandatory HTTP error status codes for the HTTP POST method listed in table 5.2.6-1 of 3GPP TS 29.122 [2] shall also apply.				

**Table 6.6.3.2.3.2-4: Headers supported by the 201 Response Code on this resource**

Name	Data type	P	Cardinality	Description
Location	string	M	1	Contains the URI of the newly created resource, according to the structure: {apiRoot}/uae-fpm/<apiVersion>/configurations/{configId}

#### 6.6.3.2.4 Resource Custom Operations

There are no resource custom operations defined for this resource in this release of the specification.

### 6.6.3.3 Resource: Individual Flight Path Monitoring Configuration

#### 6.6.3.3.1 Description

This resource represents a Flight Path Monitoring Configuration managed by the UAE Server.

#### 6.6.3.3.2 Resource Definition

Resource URI: {apiRoot}/uae-fpm/<apiVersion>/configurations/{configId}

This resource shall support the resource URI variables defined in table 6.6.3.3.2-1.

**Table 6.6.3.3.2-1: Resource URI variables for this resource**

Name	Data type	Definition
apiRoot	string	See clause 6.6.1.
configId	string	Represents the identifier of the "Individual Flight Path Monitoring Configuration" resource.

## 6.6.3.3.3 Resource Standard Methods

## 6.6.3.3.3.1 GET

The HTTP GET method allows a service consumer to retrieve an existing "Individual Flight Path Monitoring Configuration" resource at the UAE Server.

This method shall support the URI query parameters specified in table 6.6.3.3.3.1-1.

**Table 6.6.3.3.3.1-1: URI query parameters supported by the GET method on this resource**

Name	Data type	P	Cardinality	Description	Applicability
n/a					

This method shall support the request data structures specified in table 6.6.3.3.3.1-2 and the response data structures and response codes specified in table 6.6.3.3.3.1-3.

**Table 6.6.3.3.3.1-2: Data structures supported by the GET Request Body on this resource**

Data type	P	Cardinality	Description
n/a			

**Table 6.6.3.3.3.1-3: Data structures supported by the GET Response Body on this resource**

Data type	P	Cardinality	Response codes	Description
FlightPathMonConfig	M	1	200 OK	Successful case. The requested "Individual Flight Path Monitoring Configuration" resource shall be returned.
n/a			307 Temporary Redirect	Temporary redirection. The response shall include a Location header field containing an alternative URI of the resource located in an alternative UAE Server. Redirection handling is described in clause 5.2.10 of 3GPP TS 29.122 [2].
n/a			308 Permanent Redirect	Permanent redirection. The response shall include a Location header field containing an alternative URI of the resource located in an alternative UAE Server. Redirection handling is described in clause 5.2.10 of 3GPP TS 29.122 [2].
NOTE: The mandatory HTTP error status codes for the HTTP GET method listed in table 5.2.6-1 of 3GPP TS 29.122 [2] shall also apply.				

**Table 6.6.3.3.3.1-4: Headers supported by the 307 Response Code on this resource**

Name	Data type	P	Cardinality	Description
Location	string	M	1	Contains an alternative URI of the resource located in an alternative UAE Server.

**Table 6.6.3.3.3.1-5: Headers supported by the 308 Response Code on this resource**

Name	Data type	P	Cardinality	Description
Location	string	M	1	Contains an alternative URI of the resource located in an alternative UAE Server.

## 6.6.3.3.3.2 PUT

The HTTP PUT method allows a service consumer to request the update of an existing "Individual Flight Path Monitoring Configuration" resource at the UAE Server.

This method shall support the URI query parameters specified in table 6.6.3.3.3.2-1.

**Table 6.6.3.3.3.2-1: URI query parameters supported by the PUT method on this resource**

Name	Data type	P	Cardinality	Description	Applicability
n/a					

This method shall support the request data structures specified in table 6.6.3.3.3.2-2 and the response data structures and response codes specified in table 6.6.3.3.3.2-3.

**Table 6.6.3.3.3.2-2: Data structures supported by the PUT Request Body on this resource**

Data type	P	Cardinality	Description
FlightPathMonConfig	M	1	Represents the updated representation of the "Individual Flight Path Monitoring Configuration" resource.

**Table 6.6.3.3.3.2-3: Data structures supported by the PUT Response Body on this resource**

Data type	P	Cardinality	Response codes	Description
FlightPathMonConfig	M	1	200 OK	Successful case. The "Individual Flight Path Monitoring Configuration" resource is successfully updated and a representation of the updated resource shall be returned in the response body.
n/a			204 No Content	Successful case. The "Individual Flight Path Monitoring Configuration" resource is successfully updated and no content is returned in the response body.
n/a			307 Temporary Redirect	Temporary redirection.  The response shall include a Location header field containing an alternative URI of the resource located in an alternative UAE Server.  Redirection handling is described in clause 5.2.10 of 3GPP TS 29.122 [2].
n/a			308 Permanent Redirect	Permanent redirection.  The response shall include a Location header field containing an alternative URI of the resource located in an alternative UAE Server.  Redirection handling is described in clause 5.2.10 of 3GPP TS 29.122 [2].
NOTE: The mandatory HTTP error status codes for the HTTP PUT method listed in table 5.2.6-1 of 3GPP TS 29.122 [2] shall also apply.				

**Table 6.6.3.3.3.2-4: Headers supported by the 307 Response Code on this resource**

Name	Data type	P	Cardinality	Description
Location	string	M	1	Contains an alternative URI of the resource located in an alternative UAE Server.

**Table 6.6.3.3.2-5: Headers supported by the 308 Response Code on this resource**

Name	Data type	P	Cardinality	Description
Location	string	M	1	Contains an alternative URI of the resource located in an alternative UAE Server.

## 6.6.3.3.3.3 PATCH

The HTTP PATCH method allows a service consumer to request the modification of an existing "Individual Flight Path Monitoring Configuration" resource at the UAE Server.

This method shall support the URI query parameters specified in table 6.6.3.3.3.3-1.

**Table 6.6.3.3.3.3-1: URI query parameters supported by the PATCH method on this resource**

Name	Data type	P	Cardinality	Description	Applicability
n/a					

This method shall support the request data structures specified in table 6.6.3.3.3.3-2 and the response data structures and response codes specified in table 6.6.3.3.3.3-3.

**Table 6.6.3.3.3.3-2: Data structures supported by the PATCH Request Body on this resource**

Data type	P	Cardinality	Description
FlightPathMonConfig Patch	M	1	Represents the parameters to request the modification of the "Individual Flight Path Monitoring Configuration" resource.

**Table 6.6.3.3.3.3-3: Data structures supported by the PATCH Response Body on this resource**

Data type	P	Cardinality	Response codes	Description
FlightPathMonConfig	M	1	200 OK	Successful case. The "Individual Flight Path Monitoring Configuration" resource is successfully modified and a representation of the updated resource shall be returned in the response body.
n/a			204 No Content	Successful case. The "Individual Flight Path Monitoring Configuration" resource is successfully modified and no content is returned in the response body.
n/a			307 Temporary Redirect	Temporary redirection. The response shall include a Location header field containing an alternative URI of the resource located in an alternative UAE Server. Redirection handling is described in clause 5.2.10 of 3GPP TS 29.122 [2].
n/a			308 Permanent Redirect	Permanent redirection. The response shall include a Location header field containing an alternative URI of the resource located in an alternative UAE Server. Redirection handling is described in clause 5.2.10 of 3GPP TS 29.122 [2].
NOTE: The mandatory HTTP error status codes for the HTTP PATCH method listed in table 5.2.6-1 of 3GPP TS 29.122 [2] shall also apply.				

**Table 6.6.3.3.3.3-4: Headers supported by the 307 Response Code on this resource**

Name	Data type	P	Cardinality	Description
Location	string	M	1	Contains an alternative URI of the resource located in an alternative UAE Server.

**Table 6.6.3.3.3.3-5: Headers supported by the 308 Response Code on this resource**

Name	Data type	P	Cardinality	Description
Location	string	M	1	Contains an alternative URI of the resource located in an alternative UAE Server.

#### 6.6.3.3.3.4 DELETE

The HTTP DELETE method allows a service consumer to request the deletion of an existing "Individual Flight Path Monitoring Configuration" resource at the UAE Server.

This method shall support the URI query parameters specified in table 6.6.3.3.3.4-1.

**Table 6.6.3.3.3.4-1: URI query parameters supported by the DELETE method on this resource**

Name	Data type	P	Cardinality	Description	Applicability
n/a					

This method shall support the request data structures specified in table 6.6.3.3.3.4-2 and the response data structures and response codes specified in table 6.6.3.3.3.4-3.

**Table 6.6.3.3.3.4-2: Data structures supported by the DELETE Request Body on this resource**

Data type	P	Cardinality	Description
n/a			

**Table 6.6.3.3.3.4-3: Data structures supported by the DELETE Response Body on this resource**

Data type	P	Cardinality	Response codes	Description
n/a			204 No Content	Successful case. The "Individual Flight Path Monitoring Configuration" resource is successfully deleted.
n/a			307 Temporary Redirect	Temporary redirection. The response shall include a Location header field containing an alternative URI of the resource located in an alternative UAE Server. Redirection handling is described in clause 5.2.10 of 3GPP TS 29.122 [2].
n/a			308 Permanent Redirect	Permanent redirection. The response shall include a Location header field containing an alternative URI of the resource located in an alternative UAE Server. Redirection handling is described in clause 5.2.10 of 3GPP TS 29.122 [2].
NOTE: The mandatory HTTP error status codes for the HTTP DELETE method listed in table 5.2.6-1 of 3GPP TS 29.122 [2] shall also apply.				

**Table 6.6.3.3.3.4-4: Headers supported by the 307 Response Code on this resource**

Name	Data type	P	Cardinality	Description
Location	string	M	1	Contains an alternative URI of the resource located in an alternative UAE Server.

**Table 6.6.3.3.3.4-5: Headers supported by the 308 Response Code on this resource**

Name	Data type	P	Cardinality	Description
Location	string	M	1	Contains an alternative URI of the resource located in an alternative UAE Server.

#### 6.6.3.3.4 Resource Custom Operations

There are no resource custom operations defined for this resource in this release of the specification.

### 6.6.4 Custom Operations without associated resources

There are no custom Operations without associated resources defined for this resource in this release of the specification.

### 6.6.5 Notifications

#### 6.6.5.1 General

Notifications shall comply to clause 5.2.5 of 3GPP TS 29.122 [2].

**Table 6.6.5.1-1: Notifications overview**

Notification	Callback URI	HTTP method or custom operation	Description (service operation)
Flight Path Monitoring Configuration Completion Status Notification	{notifUri}/notify-comp	fpm-comp (POST)	Enables a UAE Server to notify a previously subscribed service consumer on the completion status of flight path monitoring configuration.
Flight Path Monitoring Events Notification	{notifUri}/notify-events	fpm-events (POST)	Enables a UAE Server to notify a previously subscribed service consumer on flight path monitoring event(s).

#### 6.6.5.2 Flight Path Monitoring Configuration Completion Status Notification

##### 6.6.5.2.1 Description

The Flight Path Monitoring Configuration Completion Status Notification is used by a UAE Server to notify a previously subscribed service consumer on the completion status of flight path monitoring configuration.

##### 6.6.5.2.2 Target URI

The Callback URI "{notifUri}/notify-comp" shall be used with the callback URI variables defined in table 6.6.5.2.2-1.

**Table 6.6.5.2.2-1: Callback URI variables**

Name	Data type	Definition
notifUri	Uri	Represents the callback URI encoded as a string formatted as a URI.

## 6.6.5.2.3 Standard Methods

## 6.6.5.2.3.1 POST

This method shall support the request data structures specified in table 6.6.5.2.3.1-1 and the response data structures and response codes specified in table 6.6.5.2.3.1-2.

**Table 6.6.5.2.3.1-1: Data structures supported by the POST Request Body**

Data type	P	Cardinality	Description
FlightPathMonConfigNotif	M	1	Represents the Flight Path Monitoring Configuration Completion Status Notification.

**Table 6.6.5.2.3.1-2: Data structures supported by the POST Response Body**

Data type	P	Cardinality	Response codes	Description
n/a			204 No Content	Successful case. The Flight Path Monitoring Configuration Completion Status notification is successfully received and acknowledged.
n/a			307 Temporary Redirect	Temporary redirection. The response shall include a Location header field containing an alternative URI representing the end point of an alternative service consumer towards which the notification should be sent. Redirection handling is described in clause 5.2.10 of 3GPP TS 29.122 [2].
n/a			308 Permanent Redirect	Permanent redirection. The response shall include a Location header field containing an alternative URI representing the end point of an alternative service consumer towards which the notification should be sent. Redirection handling is described in clause 5.2.10 of 3GPP TS 29.122 [2].
NOTE: The mandatory HTTP error status codes for the HTTP POST method listed in table 5.2.6-1 of 3GPP TS 29.122 [2] shall also apply.				

**Table 6.6.5.2.3.1-3: Headers supported by the 307 Response Code on this resource**

Name	Data type	P	Cardinality	Description
Location	string	M	1	Contains an alternative URI representing the end point of an alternative service consumer towards which the notification should be redirected.

**Table 6.6.5.2.3.1-4: Headers supported by the 308 Response Code on this resource**

Name	Data type	P	Cardinality	Description
Location	string	M	1	Contains an alternative URI representing the end point of an alternative service consumer towards which the notification should be redirected.

### 6.6.5.3 Flight Path Monitoring Events Notification

#### 6.6.5.3.1 Description

The Flight Path Monitoring Events Notification is used by a UAE Server to notify a previously subscribed service consumer on flight path monitoring event(s).

#### 6.6.5.3.2 Target URI

The Callback URI "{notifUri}/notify-events" shall be used with the callback URI variables defined in table 6.6.5.3.2-1.

**Table 6.6.5.3.2-1: Callback URI variables**

Name	Data type	Definition
notifUri	Uri	Represents the callback URI encoded as a string formatted as a URI.

#### 6.6.5.3.3 Standard Methods

##### 6.6.5.3.3.1 POST

This method shall support the request data structures specified in table 6.6.5.3.3.1-1 and the response data structures and response codes specified in table 6.6.5.3.3.1-2.

**Table 6.6.5.3.3.1-1: Data structures supported by the POST Request Body**

Data type	P	Cardinality	Description
FlightPathMonNotif	M	1	Represents the Flight Path Monitoring Events Notification.

**Table 6.6.5.3.3.1-2: Data structures supported by the POST Response Body**

Data type	P	Cardinality	Response codes	Description
n/a			204 No Content	Successful case. The Flight Path Monitoring Events Notification is successfully received and acknowledged.
n/a			307 Temporary Redirect	Temporary redirection.  The response shall include a Location header field containing an alternative URI representing the end point of an alternative service consumer towards which the notification should be sent.  Redirection handling is described in clause 5.2.10 of 3GPP TS 29.122 [2].
n/a			308 Permanent Redirect	Permanent redirection.  The response shall include a Location header field containing an alternative URI representing the end point of an alternative service consumer towards which the notification should be sent.  Redirection handling is described in clause 5.2.10 of 3GPP TS 29.122 [2].

NOTE: The mandatory HTTP error status codes for the HTTP POST method listed in table 5.2.6-1 of 3GPP TS 29.122 [2] shall also apply.

**Table 6.6.5.3.3.1-3: Headers supported by the 307 Response Code on this resource**

Name	Data type	P	Cardinality	Description
Location	string	M	1	Contains an alternative URI representing the end point of an alternative service consumer towards which the notification should be redirected.

**Table 6.6.5.3.3.1-4: Headers supported by the 308 Response Code on this resource**

Name	Data type	P	Cardinality	Description
Location	string	M	1	Contains an alternative URI representing the end point of an alternative service consumer towards which the notification should be redirected.

## 6.6.6 Data Model

### 6.6.6.1 General

This clause specifies the application data model supported by the API.

Table 6.6.6.1-1 specifies the data types defined for the UAE\_FlightPathMonitoring API.

**Table 6.6.6.1-1: UAE\_FlightPathMonitoring API specific Data Types**

Data type	Clause defined	Description	Applicability
FlightPathMonConfig	6.6.6.2.4	Represents a Flight Path Monitoring Configuration.	
FlightPathMonConfigNotif	6.6.6.2.9	Represents a Flight Path Monitoring Configuration Completion Status Notification.	
FlightPathMonConfigParams	6.6.6.2.6	Represents the flight path monitoring configuration parameters.	
FlightPathMonConfigParamsRm	6.6.6.2.7	Represents the flight path monitoring configuration parameters.  This data type is defined in the same way as the FlightPathMonConfigParams data type but with the OpenAPI "nullable: true" property.	
FlightPathMonConfigPatch	6.6.6.2.5	Represents the parameters to request the modification of a Flight Path Monitoring Configuration.	
FlightPathMonConfigReq	6.6.6.2.2	Represents the parameters to request the creation of a Flight Path Monitoring Configuration.	
FlightPathMonConfigResp	6.6.6.2.3	Represents the response to a Flight Path Monitoring Configuration creation request.	
FlightPathMonConfigStatus	6.6.6.3.3	Represents the completion status of a Flight Path Monitoring Configuration.	
FlightPathMonEvent	6.6.6.3.4	Represents a Flight Path Monitoring Event.	
FlightPathMonEventInfo	6.6.6.2.11	Represents a Flight Path Monitoring Event report.	
FlightPathMonNotif	6.6.6.2.10	Represents a Flight Path Monitoring Events Notification.	
QoEThresholds	6.6.6.2.13	Represents QoE thresholds for flight path monitoring.	
QoSThresholds	6.6.6.2.12	Represents QoS thresholds for flight path monitoring.	
Waypoint	6.6.6.2.8	Represents a waypoint along a flight path.	

Table 6.6.6.1-2 specifies data types re-used by the UAE\_FlightPathMonitoring API from other specifications, including a reference to their respective specifications, and when needed, a short description of their use within the UAE\_FlightPathMonitoring API.

**Table 6.6.6.1-2: UAE\_FlightPathMonitoring API re-used Data Types**

Data type	Reference	Comments	Applicability
BitRate	3GPP TS 29.571 [18]	Represents a bit rate.	
DateTime	3GPP TS 29.122 [2]	Represents a date and a time.	
GeographicArea	3GPP TS 29.572 [8]	Represents a geographical area.	
LocationInfo	3GPP TS 29.122 [2]	Represents user location information.	
PacketLossRate	3GPP TS 29.571 [18]	Represents the packet loss rate.	
ReportingInformation	3GPP TS 29.523 [14]	Represents the event reporting requirements.	
ServArea	Clause 6.3.6.2.7	Represents a service area.	
SupportedFeatures	3GPP TS 29.571 [7]	Represents the list of supported feature(s) and used to negotiate the applicability of the optional features.	
TimeWindow	3GPP TS 29.122 [2]	Represents a time window.	
UasId	Clause 6.1.6.2.6	Represents a UAV identifier.	
UInt32	3GPP TS 29.571 [18]	Represents an unsigned 32-bit integer.	
UInteger	3GPP TS 29.571 [18]	Represents an unsigned integer.	
Uri	3GPP TS 29.122 [2]	Represents a URI.	

## 6.6.6.2 Structured data types

### 6.6.6.2.1 Introduction

This clause defines the data structures to be used in resource representations.

#### 6.6.6.2.2 Type: FlightPathMonConfigReq

**Table 6.6.6.2.2-1: Definition of type FlightPathMonConfigReq**

Attribute name	Data type	P	Cardinality	Description	Applicability
requestorId	Uri	M	1	Contains the identity of the service consumer that is sending the request.	
monConfig	FlightPathMon Config	M	1	Contains the Flight Path Monitoring Configuration that shall be created.	
suppFeat	SupportedFeatures	C	0..1	Contains the list of supported features among the ones defined in clause 6.6.8. This attribute shall be present only when feature negotiation is required.	

#### 6.6.6.2.3 Type: FlightPathMonConfigResp

**Table 6.6.6.2.3-1: Definition of type FlightPathMonConfigResp**

Attribute name	Data type	P	Cardinality	Description	Applicability
monConfig	FlightPathMon Config	M	1	Contains the created Flight Path Monitoring Configuration.	
suppFeat	SupportedFeatures	C	0..1	Contains the list of supported features among the ones defined in clause 6.6.8. This attribute shall be present only when feature negotiation is required.	

## 6.6.6.2.4 Type: FlightPathMonConfig

Table 6.6.6.2.4-1: Definition of type FlightPathMonConfig

Attribute name	Data type	P	Cardinality	Description	Applicability
uasId	UasId	M	1	Contains the identifier of the UAS to which the flight path monitoring configuration is related.	
notifUri	Uri	M	1	Contains the notification URI via which the Flight Path Monitoring related notifications shall be delivered.	
paramsUuPc5	FlightPathMonConfigParams	C	0..1	Contains the flight path monitoring configuration related parameters applicable for both Uu and PC5 communications. (NOTE)	
paramsPc5	FlightPathMonConfigParams	C	0..1	Contains the flight path monitoring configuration related parameters applicable only for PC5 communications. (NOTE)	
NOTE: At least one of these attributes shall be present. When both these attributes are present, then the parameters provided within the "paramsUuPc5" attribute shall apply only for Uu communications and the parameters provided within the "paramsPc5" attribute shall apply for PC5 communications.					

## 6.6.6.2.5 Type: FlightPathMonConfigPatch

Table 6.6.6.2.5-1: Definition of type FlightPathMonConfigPatch

Attribute name	Data type	P	Cardinality	Description	Applicability
notifUri	Uri	O	0..1	Contains the updated notification URI via which the Flight Path Monitoring related notifications shall be delivered.	
paramsUuPc5	FlightPathMonConfigParamsRm	O	0..1	Contains the updated flight path monitoring configuration related parameters applicable for both Uu and PC5 communications.	
paramsPc5	FlightPathMonConfigParamsRm	O	0..1	Contains the updated flight path monitoring configuration related parameters applicable for only PC5 communications.	

6.6.6.2.6 Type: FlightPathMonConfigParams

**Table 6.6.6.2.6-1: Definition of type FlightPathMonConfigParams**

Attribute name	Data type	P	Cardinality	Description	Applicability
qosParams	QoSThresholds	C	0..1	Contains the QoS parameters to be used for flight path monitoring configuration.  (NOTE)	
qoeParams	QoEThresholds	C	0..1	Contains the QoE parameters to be used for flight path monitoring configuration.  (NOTE)	
validity	TimeWindow	C	0..1	Contains the time window within which the flight path monitoring configuration shall apply.  (NOTE)	
waypointsList	array(Waypoint)	C	1..N	Contains one or several waypoint(s) along the UAS's flight path within which the flight path monitoring configuration shall apply.  (NOTE)	
area	ServArea	C	0..1	Contains the area within which the flight path monitoring configuration shall apply.  (NOTE)	
repReqs	ReportingInformation	C	0..1	Contains the reporting requirements to be used for flight path monitoring event(s) reporting.  (NOTE)	
endOfSessReplnd	boolean	C	0..1	Indicates whether the flight path monitoring event(s) reporting shall be done only when the session with the UAE Client ends (e.g., when the flight mission of the UAS is over).  <ul style="list-style-type: none"> <li>- "true" indicates that the flight path monitoring event(s) reporting shall be done only when the session with the UAE Client ends.</li> <li>- "false" indicates that the flight path monitoring event(s) reporting shall not be done only when the session with the UAE Client ends.</li> <li>- The default value is "false" when this attribute is omitted.</li> </ul> (NOTE)	

NOTE: At least one of these attributes shall be present.

6.6.6.2.7 Type: FlightPathMonConfigParamsRm

This data type is defined in the same way as the FlightPathMonConfigParams data type defined in clause 6.6.6.2.6 but with the OpenAPI "nullable: true" property.

## 6.6.6.2.8 Type: Waypoint

Table 6.6.6.2.8-1: Definition of type Waypoint

Attribute name	Data type	P	Cardinality	Description	Applicability
location	GeographicArea	M	1	Contains geographical location of the waypoint.	
time	DateTime	M	1	Contains the time at which the waypoint is (or is planned to be) reached (e.g., the time at which the UAS reaches (or is planned to reach) the waypoint).	

## 6.6.6.2.9 Type: FlightPathMonConfigNotif

Table 6.6.6.2.9-1: Definition of type FlightPathMonConfigNotif

Attribute name	Data type	P	Cardinality	Description	Applicability
status	FlightPathMonConfigStatus	M	1	Contains the the completion status of the Flight Path Monitoring Configuration.	

## 6.6.6.2.10 Type: FlightPathMonNotif

Table 6.6.6.2.10-1: Definition of type FlightPathMonNotif

Attribute name	Data type	P	Cardinality	Description	Applicability
configId	string	M	1	Contains the identifier of the "Individual Flight Path Monitoring Configuration" resource to which the flight path monitoring event(s) notification is related.	
reportsUuPc5	array(FlightPathMonEventInfo)	C	1..N	Contains the detected flight path monitoring event(s) for Uu and PC5 communications and the related information.  (NOTE)	
reportsPc5	array(FlightPathMonEventInfo)	C	1..N	Contains the detected Flight Path Monitoring event(s) for PC5 communications and the related information.  (NOTE)	
NOTE: At least one of these attributes shall be present. When both these attributes are present, then the parameters provided within the "reportsUuPc5" attribute shall apply only for Uu communications and the parameters provided within the "reportsPc5" attribute shall apply for PC5 communications.					

## 6.6.6.2.11 Type: FlightPathMonEventInfo

Table 6.6.6.2.11-1: Definition of type FlightPathMonEventInfo

Attribute name	Data type	P	Cardinality	Description	Applicability
event	FlightPathMonEvent	M	1	Contains the reported flight path monitoring event.	
timestamp	DateTime	O	0..1	Contains the time at which the reported event is received from the UAE Client.	
location	LocationInfo	O	0..1	Contains the location of the UAE Client at the time the reported event is received from the UAE Client.	

## 6.6.6.2.12 Type: QoSThresholds

Table 6.4.6.2.12-1: Definition of type QoSThresholds

Attribute name	Data type	P	Cardinality	Description	Applicability
minLatency	UInteger	C	0..1	Contains the requested minimum E2E latency (expressed in milliseconds). (NOTE)	
avgLatency	UInteger	C	0..1	Contains the requested average E2E latency (expressed in milliseconds). (NOTE)	
maxLatency	UInteger	C	0..1	Contains the requested maximum E2E latency (expressed in milliseconds). (NOTE)	
minBitRate	BitRate	C	0..1	Contains the requested minimum E2E bit rate. (NOTE)	
avgBitRate	BitRate	C	0..1	Contains the requested average E2E bit rate. (NOTE)	
maxBitRate	BitRate	C	0..1	Contains the requested maximum E2E bit rate. (NOTE)	
minPackLossRate	PacketLossRate	C	0..1	Contains the requested minimum E2E packet loss rate. (NOTE)	
avgPackLossRate	PacketLossRate	C	0..1	Contains the requested average E2E packet loss rate. (NOTE)	
maxPackLossRate	PacketLossRate	C	0..1	Contains the requested maximum E2E packet loss rate. (NOTE)	
minJitter	Uint32	C	0..1	Contains the requested minimum E2E jitter (expressed in nanoseconds). (NOTE)	
avgJitter	Uint32	C	0..1	Contains the requested average E2E jitter (expressed in nanoseconds). (NOTE)	
maxJitter	Uint32	C	0..1	Contains the requested maximum E2E jitter (expressed in nanoseconds). (NOTE)	

NOTE: At least one of these attributes shall be present.

## 6.6.6.2.13 Type: QoEThresholds

**Table 6.4.6.2.13-1: Definition of type QoEThresholds**

Attribute name	Data type	P	Cardinality	Description	Applicability
distDev	number	C	0..1	Contains the threshold maximum linear distance deviation from the planned flight path, expressed in units of meters. (NOTE)	
timeDev	UInteger	C	0..1	Contains the threshold maximum time deviation from the planned flight path, expressed in units of milliseconds. (NOTE)	
NOTE: At least one of these attributes shall be present.					

## 6.6.6.3 Simple data types and enumerations

## 6.6.6.3.1 Introduction

This clause defines simple data types and enumerations that can be referenced from data structures defined in the previous clauses.

## 6.6.6.3.2 Simple data types

The simple data types defined in table 6.6.6.3.2-1 shall be supported.

**Table 6.6.6.3.2-1: Simple data types**

Type Name	Type Definition	Description	Applicability

## 6.6.6.3.3 Enumeration: FlightPathMonConfigStatus

The enumeration FlightPathMonConfigStatus represents the completion status of a Flight Path Monitoring Configuration. It shall comply with the provisions defined in table 6.6.6.3.3-1.

**Table 6.6.6.3.3-1: Enumeration FlightPathMonConfigStatus**

Enumeration value	Description	Applicability
SUCCESSFUL	Indicates that the Flight Path Monitoring Configuration was successful.	
FAILED	Indicates that the Flight Path Monitoring Configuration failed.	

## 6.6.6.3.4 Enumeration: FlightPathMonEvent

The enumeration FlightPathMonEvent represents the flight path monitoring event. It shall comply with the provisions defined in table 6.6.6.3.4-1.

**Table 6.6.6.3.4-1: Enumeration FlightPathMonEvent**

Enumeration value	Description	Applicability
QOS	Indicates that the flight path monitoring event is a QoS event.	
QOE	Indicates that the flight path monitoring event is a QoE event.	
WAYPOINT	Indicates that the flight path monitoring event is a waypoint event.	
AREA	Indicates that the flight path monitoring event is an area event.	

#### 6.6.6.4 Data types describing alternative data types or combinations of data types

There are no data types describing alternative data types or combinations of data types defined for this API in this release of the specification.

#### 6.6.6.5 Binary data

##### 6.6.6.5.1 Binary Data Types

**Table 6.6.6.5.1-1: Binary Data Types**

Name	Clause defined	Content type

#### 6.6.7 Error Handling

##### 6.6.7.1 General

For the UAE\_FlightPathMonitoring API, HTTP error responses shall be supported as specified in clause 5.2.6 of 3GPP TS 29.122 [2]. Protocol errors and application errors specified in clause 5.2.6 of 3GPP TS 29.122 [2] shall be supported for the HTTP status codes specified in table 5.2.6-1 of 3GPP TS 29.122 [2].

In addition, the requirements in the following clauses are applicable for the UAE\_FlightPathMonitoring API.

##### 6.6.7.2 Protocol Errors

No specific protocol errors for the UAE\_FlightPathMonitoring API are specified.

##### 6.6.7.3 Application Errors

The application errors defined for the UAE\_FlightPathMonitoring API are listed in Table 6.6.7.3-1.

**Table 6.6.7.3-1: Application errors**

Application Error	HTTP status code	Description	Applicability

#### 6.6.8 Feature negotiation

The optional features listed in table 6.6.8-1 are defined for the UAE\_FlightPathMonitoring API. They shall be negotiated using the extensibility mechanism defined in clause 5.2.7 of 3GPP TS 29.122 [2].

**Table 6.6.8-1: Supported Features**

Feature number	Feature Name	Description

#### 6.6.9 Security

The provisions of clause 6 of 3GPP TS 29.122 [2] shall apply for the UAE\_FlightPathMonitoring API.

## 6.7 UAE\_FlightRouteSupport Service API

### 6.7.1 Introduction

The UAE\_FlightRouteSupport service shall use the UAE\_FlightRouteSupport API.

The API URI of the UAE\_FlightRouteSupport API shall be:

**{apiRoot}/<apiName>/<apiVersion>**

The request URIs used in HTTP requests shall have the Resource URI structure defined in clause 5.2.4 of 3GPP TS 29.122 [2], i.e.:

**{apiRoot}/<apiName>/<apiVersion>/<apiSpecificSuffixes>**

with the following components:

- The {apiRoot} shall be set as described in clause 5.2.4 of 3GPP TS 29.122 [2].
- The <apiName> shall be "uae-frs".
- The <apiVersion> shall be "v1".
- The <apiSpecificSuffixes> shall be set as described in clause 5.2.4 of 3GPP TS 29.122 [2].

NOTE: When 3GPP TS 29.122 [2] is referenced for the common protocol and interface aspects for API definition in the clauses under clause 6.7, the UAE Server takes the role of the SCEF and the service consumer takes the role of the SCS/AS.

### 6.7.2 Usage of HTTP

The provisions of clause 5.2.2 of 3GPP TS 29.122 [2] shall apply for the UAE\_FlightRouteSupport API.

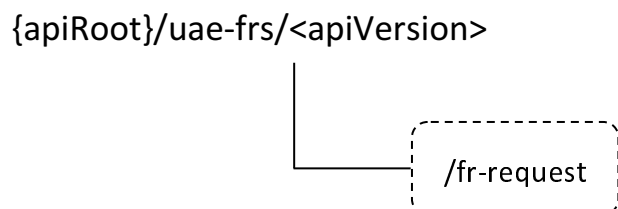
### 6.7.3 Resources

There are no resources defined for this API in this release of the specification.

### 6.7.4 Custom Operations without associated resources

#### 6.7.4.1 Overview

The structure of the custom operation URIs of the UAE\_FlightRouteSupport API is shown in Figure 6.7.4.1-1.



**Figure 6.7.4.1-1: Custom operation URI structure of the UAE\_FlightRouteSupport API**

Table 6.7.4.1-1 provides an overview of the custom operations and applicable HTTP methods defined for the UAE\_FlightRouteSupport API.

**Table 6.7.4.1-1: Custom operations without associated resources**

Operation name	Custom operation URI	Mapped HTTP method	Description
FlightRouteRequest	/fr-request	POST	Enables a service consumer to request the flight route plan.

## 6.7.4.2 Operation: FlightRouteRequest

### 6.7.4.2.1 Description

The custom operation enables a service consumer to request the flight route plan to the UAE Server.

### 6.7.4.2.2 Operation Definition

This operation shall support the request data structures and the response data structures and response codes specified in tables 6.7.4.2.2-1 and 6.7.4.2.2-2.

**Table 6.7.4.2.2-1: Data structures supported by the POST Request Body on this custom operation**

Data type	P	Cardinality	Description
FlightRouteReq	M	1	Contains the parameters to request the flight route plan.

**Table 6.7.4.2.2-2: Data structures supported by the POST Response Body on this custom operation**

Data type	P	Cardinality	Response codes	Description
FlightRouteResp			200 OK	Successful case. The flight route request is successfully received and processed, and the requested flight route plan and the related information are returned in the response body.
n/a			307 Temporary Redirect	Temporary redirection. The response shall include a Location header field containing an alternative target URI located in an alternative UAE Server. Redirection handling is described in clause 5.2.10 of 3GPP TS 29.122 [2].
n/a			308 Permanent Redirect	Permanent redirection. The response shall include a Location header field containing an alternative target URI located in an alternative UAE Server. Redirection handling is described in clause 5.2.10 of 3GPP TS 29.122 [2].
NOTE: The mandatory HTTP error status codes for the HTTP POST method listed in table 5.2.6-1 of 3GPP TS 29.122 [2] shall also apply.				

**Table 6.7.4.2.2-3: Headers supported by the 307 Response Code on this custom operation**

Name	Data type	P	Cardinality	Description
Location	string	M	1	Contains an alternative target URI located in an alternative UAE Server.

**Table 6.7.4.2.2-4: Headers supported by the 308 Response Code on this custom operation**

Name	Data type	P	Cardinality	Description
Location	string	M	1	Contains an alternative target URI located in an alternative UAE Server.

## 6.7.5 Notifications

There are no notifications defined for this API in this release of the specification.

## 6.7.6 Data Model

### 6.7.6.1 General

This clause specifies the application data model supported by the API.

Table 6.7.6.1-1 specifies the data types defined for the UAE\_FlightRouteSupport API.

**Table 6.7.6.1-1: UAE\_FlightRouteSupport API specific Data Types**

Data type	Clause defined	Description	Applicability
FlightChars	6.7.6.2.4	Represents the flight characteristics.	
FlightRouteReq	6.7.6.2.2	Represents a flight route request.	
FlightRouteResp	6.7.6.2.3	Represents a flight route response.	

Table 6.7.6.1-2 specifies data types re-used by the UAE\_FlightRouteSupport API from other specifications, including a reference to their respective specifications, and when needed, a short description of their use within the UAE\_FlightRouteSupport API.

**Table 6.7.6.1-2: UAE\_FlightRouteSupport API re-used Data Types**

Data type	Reference	Comments	Applicability
C2LinkQualityThrlds	Clause 6.1.6.2.11	Represents the C2 link quality thresholds.	
DateTime	3GPP TS 29.122 [2]	Represents a date and a time.	
GeographicArea	3GPP TS 29.572 [8]	Represents a geographical area.	
SupportedFeatures	3GPP TS 29.571 [7]	Represents the list of supported feature(s) and used to negotiate the applicability of the optional features.	
UavId	Clause 6.1.6.2.7	Represents the identifier of a UAV (e.g., UAV, UAV-C).	
Uri	3GPP TS 29.122 [2]	Represents a URI.	
Waypoint	Clause 6.6.6.2.8	Represents a waypoint along a flight path.	

### 6.7.6.2 Structured data types

#### 6.7.6.2.1 Introduction

This clause defines the data structures to be used in resource representations.

## 6.7.6.2.2 Type: FlightRouteReq

Table 6.7.6.2.2-1: Definition of type FlightRouteReq

Attribute name	Data type	P	Cardinality	Description	Applicability
requestorId	Uri	M	1	Contains the identifier of the service consumer that is sending the request.	
uavId	UavId	M	1	Contains the identifier of the UAV or UAV-C to which the flight route request is related.	
flightChars	FlightChars	M	1	Contains the characteristics of the flight for which the flight route plan is requested.	
suppFeat	SupportedFeatures	C	0..1	Contains the list of supported features among the ones defined in clause 6.7.8. This attribute shall be present only when feature negotiation is required.	

## 6.7.6.2.3 Type: FlightRouteResp

Table 6.7.6.2.3-1: Definition of type FlightRouteResp

Attribute name	Data type	P	Cardinality	Description	Applicability
frWaypointsList	array(Waypoint)	C	1..N	Contains the flight route encoded in the form of a list of waypoint(s) in between the start waypoint and end waypoint of the flight provided within the corresponding flight route request.  (NOTE)	
suppFeat	SupportedFeatures	C	0..1	Contains the list of supported features among the ones defined in clause 6.7.8. This attribute shall be present only when feature negotiation is required.	
NOTE: At least one of these attributes shall be present.					

## 6.7.6.2.4 Type: FlightChars

Table 6.7.6.2.4-1: Definition of type FlightChars

Attribute name	Data type	P	Cardinality	Description	Applicability
flightStart	Waypoint	M	1	Contains the start point (e.g., a geographical area in the form of a point and an altitude value) of the flight together with the start time.	
flightEnd	Waypoint	M	1	Contains the end point (e.g., a geographical area in the form of a point and an altitude value) of the flight together with the end time.	
reqMinQos	C2LinkQualityThrIds	M	1	Contains the required minimum QoS to support the flight's mission.	
servAvail	integer	O	0..1	Contains the required service availability expressed as a percentage. Minimum: 0, Maximum: 100.	
shortestRouteInd	boolean	O	0..1	Indicates whether the shortest route is needed for the flight. - "true" indicates that the shortest route is needed for the flight. - "false" indicates that the shortest route is not needed for the flight. - The default value is "false" if this attribute is omitted.	

## 6.7.6.3 Simple data types and enumerations

## 6.7.6.3.1 Introduction

This clause defines simple data types and enumerations that can be referenced from data structures defined in the previous clauses.

## 6.7.6.3.2 Simple data types

The simple data types defined in table 6.7.6.3.2-1 shall be supported.

Table 6.7.6.3.2-1: Simple data types

Type Name	Type Definition	Description	Applicability

## 6.7.6.4 Data types describing alternative data types or combinations of data types

There are no data types describing alternative data types or combinations of data types defined for this API in this release of the specification.

## 6.7.6.5 Binary data

## 6.7.6.5.1 Binary Data Types

Table 6.7.6.5.1-1: Binary Data Types

Name	Clause defined	Content type

## 6.7.7 Error Handling

### 6.7.7.1 General

For the UAE\_FlightRouteSupport API, HTTP error responses shall be supported as specified in clause 5.2.6 of 3GPP TS 29.122 [2]. Protocol errors and application errors specified in clause 5.2.6 of 3GPP TS 29.122 [2] shall be supported for the HTTP status codes specified in table 5.2.6-1 of 3GPP TS 29.122 [2].

In addition, the requirements in the following clauses are applicable for the UAE\_FlightRouteSupport API.

### 6.7.7.2 Protocol Errors

No specific protocol errors for the UAE\_FlightRouteSupport API are specified.

### 6.7.7.3 Application Errors

The application errors defined for the UAE\_FlightRouteSupport API are listed in Table 6.7.7.3-1.

**Table 6.7.7.3-1: Application errors**

Application Error	HTTP status code	Description	Applicability

## 6.7.8 Feature negotiation

The optional features listed in table 6.7.8-1 are defined for the UAE\_FlightRouteSupport API. They shall be negotiated using the extensibility mechanism defined in clause 5.2.7 of 3GPP TS 29.122 [2].

**Table 6.7.8-1: Supported Features**

Feature number	Feature Name	Description

## 6.7.9 Security

The provisions of clause 6 of 3GPP TS 29.122 [2] shall apply for the UAE\_FlightRouteSupport API.

## 6.8 UAE\_NTZManagement Service API

### 6.8.1 Introduction

The UAE\_NTZManagement service shall use the UAE\_NTZManagement API.

The API URI of the UAE\_NTZManagement API shall be:

**{apiRoot}/<apiName>/<apiVersion>**

The request URIs used in HTTP requests shall have the Resource URI structure defined in clause 5.2.4 of 3GPP TS 29.122 [2], i.e.:

**{apiRoot}/<apiName>/<apiVersion>/<apiSpecificSuffixes>**

with the following components:

- The {apiRoot} shall be set as described in clause 5.2.4 of 3GPP TS 29.122 [2].
- The <apiName> shall be "uae-ntz".
- The <apiVersion> shall be "v1".
- The <apiSpecificSuffixes> shall be set as described in clause 5.2.4 of 3GPP TS 29.122 [2].

**NOTE:** When 3GPP TS 29.122 [2] is referenced for the common protocol and interface aspects for API definition in the clauses under clause 6.8, the UAE Server takes the role of the SCEF and the service consumer takes the role of the SCS/AS.

### 6.8.2 Usage of HTTP

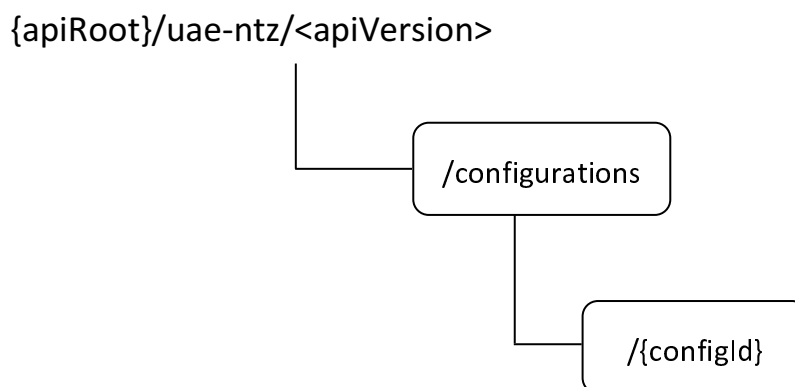
The provisions of clause 5.2.2 of 3GPP TS 29.122 [2] shall apply for the UAE\_NTZManagement API.

### 6.8.3 Resources

#### 6.8.3.1 Overview

This clause describes the structure for the Resource URIs and the resources and methods used for the service.

Figure 6.8.3.1-1 depicts the resource URIs structure for the UAE\_NTZManagement API.



**Figure 6.8.3.1-1: Resource URIs structure of the UAE\_NTZManagement API**

Table 6.8.3.1-1 provides an overview of the resources and applicable HTTP methods for the UAE\_NTZManagement API.

**Table 6.8.3.1-1: Resources and methods overview**

Resource name	Resource URI	HTTP method or custom operation	Description
NTZ Configurations	/configurations	GET	Retrieve all the active NTZ Configurations managed by the UAE Server.
		POST	Request the creation of a NTZ Configuration.
Individual NTZ Configuration	/configurations/{configId}	GET	Retrieve an existing "Individual NTZ Configuration" resource.
		PUT	Request the update of an existing "Individual NTZ Configuration" resource.
		PATCH	Request the modification of an existing "Individual NTZ Configuration" resource.
		DELETE	Request the deletion of an existing "Individual NTZ Configuration" resource.

## 6.8.3.2 Resource: NTZ Configurations

### 6.8.3.2.1 Description

This resource represents the collection of NTZ Configurations managed by the UAE Server.

### 6.8.3.2.2 Resource Definition

Resource URI: **{apiRoot}/uae-ntz/<apiVersion>/configurations**

This resource shall support the resource URI variables defined in table 6.8.3.2.2-1.

**Table 6.8.3.2.2-1: Resource URI variables for this resource**

Name	Data type	Definition
apiRoot	string	See clause 6.8.1.

### 6.8.3.2.3 Resource Standard Methods

#### 6.8.3.2.3.1 GET

The HTTP GET method allows a service consumer to retrieve all the active NTZ Configurations managed by the UAE Server.

This method shall support the URI query parameters specified in table 6.8.3.2.3.1-1.

**Table 6.8.3.2.3.1-1: URI query parameters supported by the GET method on this resource**

Name	Data type	P	Cardinality	Description	Applicability
n/a					

This method shall support the request data structures specified in table 6.8.3.2.3.1-2 and the response data structures and response codes specified in table 6.8.3.2.3.1-3.

**Table 6.8.3.2.3.1-2: Data structures supported by the GET Request Body on this resource**

Data type	P	Cardinality	Description
n/a			

**Table 6.8.3.2.3.1-3: Data structures supported by the GET Response Body on this resource**

Data type	P	Cardinality	Response codes	Description
array(NTZConfig)	M	0..N	200 OK	Successful case. All the active NTZ Configurations managed by the UAE Server shall be returned. When there are no active NTZ Configurations at the UAE Server, an empty array shall be returned.
n/a			307 Temporary Redirect	Temporary redirection. The response shall include a Location header field containing an alternative URI of the resource located in an alternative UAE Server. Redirection handling is described in clause 5.2.10 of 3GPP TS 29.122 [2].
n/a			308 Permanent Redirect	Permanent redirection. The response shall include a Location header field containing an alternative URI of the resource located in an alternative UAE Server. Redirection handling is described in clause 5.2.10 of 3GPP TS 29.122 [2].
NOTE: The mandatory HTTP error status codes for the HTTP GET method listed in table 5.2.6-1 of 3GPP TS 29.122 [2] shall also apply.				

**Table 6.8.3.2.3.1-4: Headers supported by the 307 Response Code on this resource**

Name	Data type	P	Cardinality	Description
Location	string	M	1	Contains an alternative URI of the resource located in an alternative UAE Server.

**Table 6.8.3.2.3.1-5: Headers supported by the 308 Response Code on this resource**

Name	Data type	P	Cardinality	Description
Location	string	M	1	Contains an alternative URI of the resource located in an alternative UAE Server.

### 6.8.3.2.3.2 POST

The HTTP POST method allows a service consumer to request the creation of an NTZ Configuration at the UAE Server.

This method shall support the URI query parameters specified in table 6.8.3.2.3.2-1.

**Table 6.8.3.2.3.2-1: URI query parameters supported by the POST method on this resource**

Name	Data type	P	Cardinality	Description	Applicability
n/a					

This method shall support the request data structures specified in table 6.8.3.2.3.2-2 and the response data structures and response codes specified in table 6.8.3.2.3.2-3.

**Table 6.8.3.2.3.2-2: Data structures supported by the POST Request Body on this resource**

Data type	P	Cardinality	Description
NTZConfigReq	M	1	Represents the parameters to request the creation of an NTZ Configuration.

**Table 6.8.3.2.3.2-3: Data structures supported by the POST Response Body on this resource**

Data type	P	Cardinality	Response codes	Description
NTZConfigResp	M	1	201 Created	Successful case. The NTZ Configuration is successfully created and a representation of the created "Individual NTZ Configuration" resource shall be returned.  An HTTP "Location" header that contains the URI of the created resource shall also be included.
NOTE: The mandatory HTTP error status codes for the HTTP POST method listed in table 5.2.6-1 of 3GPP TS 29.122 [2] shall also apply.				

**Table 6.8.3.2.3.2-4: Headers supported by the 201 Response Code on this resource**

Name	Data type	P	Cardinality	Description
Location	string	M	1	Contains the URI of the newly created resource, according to the structure: {apiRoot}/uae-ntz/<apiVersion>/configurations/{configId}

#### 6.8.3.2.4 Resource Custom Operations

There are no resource custom operations defined for this resource in this release of the specification.

### 6.8.3.3 Resource: Individual NTZ Configuration

#### 6.8.3.3.1 Description

This resource represents an NTZ Configuration managed by the UAE Server.

#### 6.8.3.3.2 Resource Definition

Resource URI: {apiRoot}/uae-ntz/<apiVersion>/configurations/{configId}

This resource shall support the resource URI variables defined in table 6.8.3.3.2-1.

**Table 6.8.3.3.2-1: Resource URI variables for this resource**

Name	Data type	Definition
apiRoot	string	See clause 6.8.1.
configId	string	Represents the identifier of the "Individual NTZ Configuration" resource.

#### 6.8.3.3.3 Resource Standard Methods

##### 6.8.3.3.3.1 GET

The HTTP GET method allows a service consumer to retrieve an existing "Individual NTZ Configuration" resource at the UAE Server.

This method shall support the URI query parameters specified in table 6.8.3.3.3.1-1.

**Table 6.8.3.3.3.1-1: URI query parameters supported by the GET method on this resource**

Name	Data type	P	Cardinality	Description	Applicability
n/a					

This method shall support the request data structures specified in table 6.8.3.3.3.1-2 and the response data structures and response codes specified in table 6.8.3.3.3.1-3.

**Table 6.8.3.3.3.1-2: Data structures supported by the GET Request Body on this resource**

Data type	P	Cardinality	Description
n/a			

**Table 6.8.3.3.3.1-3: Data structures supported by the GET Response Body on this resource**

Data type	P	Cardinality	Response codes	Description
NTZConfig	M	1	200 OK	Successful case. The requested "Individual NTZ Configuration" resource shall be returned.
n/a			307 Temporary Redirect	Temporary redirection. The response shall include a Location header field containing an alternative URI of the resource located in an alternative UAE Server. Redirection handling is described in clause 5.2.10 of 3GPP TS 29.122 [2].
n/a			308 Permanent Redirect	Permanent redirection. The response shall include a Location header field containing an alternative URI of the resource located in an alternative UAE Server. Redirection handling is described in clause 5.2.10 of 3GPP TS 29.122 [2].
NOTE: The mandatory HTTP error status codes for the HTTP GET method listed in table 5.2.6-1 of 3GPP TS 29.122 [2] shall also apply.				

**Table 6.8.3.3.3.1-4: Headers supported by the 307 Response Code on this resource**

Name	Data type	P	Cardinality	Description
Location	string	M	1	Contains an alternative URI of the resource located in an alternative UAE Server.

**Table 6.8.3.3.3.1-5: Headers supported by the 308 Response Code on this resource**

Name	Data type	P	Cardinality	Description
Location	string	M	1	Contains an alternative URI of the resource located in an alternative UAE Server.

#### 6.8.3.3.3.2 PUT

The HTTP PUT method allows a service consumer to request the update of an existing "Individual NTZ Configuration" resource at the UAE Server.

This method shall support the URI query parameters specified in table 6.8.3.3.3.2-1.

**Table 6.8.3.3.2-1: URI query parameters supported by the PUT method on this resource**

Name	Data type	P	Cardinality	Description	Applicability
n/a					

This method shall support the request data structures specified in table 6.8.3.3.2-2 and the response data structures and response codes specified in table 6.8.3.3.2-3.

**Table 6.8.3.3.2-2: Data structures supported by the PUT Request Body on this resource**

Data type	P	Cardinality	Description
NTZConfig	M	1	Represents the updated representation of the "Individual NTZ Configuration" resource.

**Table 6.8.3.3.2-3: Data structures supported by the PUT Response Body on this resource**

Data type	P	Cardinality	Response codes	Description
NTZConfig	M	1	200 OK	Successful case. The "Individual NTZ Configuration" resource is successfully updated and a representation of the updated resource shall be returned in the response body.
n/a			204 No Content	Successful case. The "Individual NTZ Configuration" resource is successfully updated and no content is returned in the response body.
n/a			307 Temporary Redirect	Temporary redirection. The response shall include a Location header field containing an alternative URI of the resource located in an alternative UAE Server. Redirection handling is described in clause 5.2.10 of 3GPP TS 29.122 [2].
n/a			308 Permanent Redirect	Permanent redirection. The response shall include a Location header field containing an alternative URI of the resource located in an alternative UAE Server. Redirection handling is described in clause 5.2.10 of 3GPP TS 29.122 [2].
NOTE: The mandatory HTTP error status codes for the HTTP PUT method listed in table 5.2.6-1 of 3GPP TS 29.122 [2] shall also apply.				

**Table 6.8.3.3.2-4: Headers supported by the 307 Response Code on this resource**

Name	Data type	P	Cardinality	Description
Location	string	M	1	Contains an alternative URI of the resource located in an alternative UAE Server.

**Table 6.8.3.3.2-5: Headers supported by the 308 Response Code on this resource**

Name	Data type	P	Cardinality	Description
Location	string	M	1	Contains an alternative URI of the resource located in an alternative UAE Server.

### 6.8.3.3.3 PATCH

The HTTP PATCH method allows a service consumer to request the modification of an existing "Individual NTZ Configuration" resource at the UAE Server.

This method shall support the URI query parameters specified in table 6.8.3.3.3.3-1.

**Table 6.8.3.3.3.3-1: URI query parameters supported by the PATCH method on this resource**

Name	Data type	P	Cardinality	Description	Applicability
n/a					

This method shall support the request data structures specified in table 6.8.3.3.3.3-2 and the response data structures and response codes specified in table 6.8.3.3.3.3-3.

**Table 6.8.3.3.3.3-2: Data structures supported by the PATCH Request Body on this resource**

Data type	P	Cardinality	Description
NTZConfigPatch	M	1	Represents the parameters to request the modification of the "Individual NTZ Configuration" resource.

**Table 6.8.3.3.3.3-3: Data structures supported by the PATCH Response Body on this resource**

Data type	P	Cardinality	Response codes	Description
NTZConfig	M	1	200 OK	Successful case. The "Individual NTZ Configuration" resource is successfully modified and a representation of the updated resource shall be returned in the response body.
n/a			204 No Content	Successful case. The "Individual NTZ Configuration" resource is successfully modified and no content is returned in the response body.
n/a			307 Temporary Redirect	Temporary redirection. The response shall include a Location header field containing an alternative URI of the resource located in an alternative UAE Server. Redirection handling is described in clause 5.2.10 of 3GPP TS 29.122 [2].
n/a			308 Permanent Redirect	Permanent redirection. The response shall include a Location header field containing an alternative URI of the resource located in an alternative UAE Server. Redirection handling is described in clause 5.2.10 of 3GPP TS 29.122 [2].
NOTE: The mandatory HTTP error status codes for the HTTP PATCH method listed in table 5.2.6-1 of 3GPP TS 29.122 [2] shall also apply.				

**Table 6.8.3.3.3.3-4: Headers supported by the 307 Response Code on this resource**

Name	Data type	P	Cardinality	Description
Location	string	M	1	Contains an alternative URI of the resource located in an alternative UAE Server.

**Table 6.8.3.3.3.3-5: Headers supported by the 308 Response Code on this resource**

Name	Data type	P	Cardinality	Description
Location	string	M	1	Contains an alternative URI of the resource located in an alternative UAE Server.

## 6.8.3.3.4 DELETE

The HTTP DELETE method allows a service consumer to request the deletion of an existing "Individual NTZ Configuration" resource at the UAE Server.

This method shall support the URI query parameters specified in table 6.8.3.3.4-1.

**Table 6.8.3.3.4-1: URI query parameters supported by the DELETE method on this resource**

Name	Data type	P	Cardinality	Description	Applicability
n/a					

This method shall support the request data structures specified in table 6.8.3.3.4-2 and the response data structures and response codes specified in table 6.8.3.3.4-3.

**Table 6.8.3.3.4-2: Data structures supported by the DELETE Request Body on this resource**

Data type	P	Cardinality	Description
n/a			

**Table 6.8.3.3.4-3: Data structures supported by the DELETE Response Body on this resource**

Data type	P	Cardinality	Response codes	Description
n/a			204 No Content	Successful case. The "Individual NTZ Configuration" resource is successfully deleted.
n/a			307 Temporary Redirect	Temporary redirection. The response shall include a Location header field containing an alternative URI of the resource located in an alternative UAE Server. Redirection handling is described in clause 5.2.10 of 3GPP TS 29.122 [2].
n/a			308 Permanent Redirect	Permanent redirection. The response shall include a Location header field containing an alternative URI of the resource located in an alternative UAE Server. Redirection handling is described in clause 5.2.10 of 3GPP TS 29.122 [2].
NOTE: The mandatory HTTP error status codes for the HTTP DELETE method listed in table 5.2.6-1 of 3GPP TS 29.122 [2] shall also apply.				

**Table 6.8.3.3.4-4: Headers supported by the 307 Response Code on this resource**

Name	Data type	P	Cardinality	Description
Location	string	M	1	Contains an alternative URI of the resource located in an alternative UAE Server.

**Table 6.8.3.3.4-5: Headers supported by the 308 Response Code on this resource**

Name	Data type	P	Cardinality	Description
Location	string	M	1	Contains an alternative URI of the resource located in an alternative UAE Server.

## 6.8.3.3.4 Resource Custom Operations

There are no resource custom operations defined for this resource in this release of the specification.

## 6.8.4 Custom Operations without associated resources

There are no custom operations without associated resources defined for this resource in this release of the specification.

## 6.8.5 Notifications

### 6.8.5.1 General

Notifications shall comply to clause 5.2.5 of 3GPP TS 29.122 [2].

**Table 6.8.5.1-1: Notifications overview**

Notification	Callback URI	HTTP method or custom operation	Description (service operation)
NTZ Configuration Completion Status Notification	{notifUri}/notify-comp	ntz-comp (POST)	Enables a UAE Server to notify a previously subscribed service consumer on the completion status of NTZ configuration.
NTZ Events Notification	{notifUri}/notify-events	ntz-events (POST)	Enables a UAE Server to notify a previously subscribed service consumer on NTZ related event(s).

### 6.8.5.2 NTZ Configuration Completion Status Notification

#### 6.8.5.2.1 Description

The NTZ Configuration Completion Status Notification is used by a UAE Server to notify a previously subscribed service consumer on the completion status of NTZ configuration.

#### 6.8.5.2.2 Target URI

The Callback URI "{notifUri}/notify-comp" shall be used with the callback URI variables defined in table 6.8.5.2.2-1.

**Table 6.8.5.2.2-1: Callback URI variables**

Name	Data type	Definition
notifUri	Uri	Represents the callback URI encoded as a string formatted as a URI.

#### 6.8.5.2.3 Standard Methods

##### 6.8.5.2.3.1 POST

This method shall support the request data structures specified in table 6.8.5.2.3.1-1 and the response data structures and response codes specified in table 6.8.5.2.3.1-2.

**Table 6.8.5.2.3.1-1: Data structures supported by the POST Request Body**

Data type	P	Cardinality	Description
NTZConfigNotif	M	1	Represents the NTZ Configuration Completion Status Notification.

**Table 6.8.5.2.3.1-2: Data structures supported by the POST Response Body**

Data type	P	Cardinality	Response codes	Description
n/a			204 No Content	Successful case. The NTZ Configuration Completion Status notification is successfully received and acknowledged.
n/a			307 Temporary Redirect	Temporary redirection. The response shall include a Location header field containing an alternative URI representing the end point of an alternative service consumer towards which the notification should be sent. Redirection handling is described in clause 5.2.10 of 3GPP TS 29.122 [2].
n/a			308 Permanent Redirect	Permanent redirection. The response shall include a Location header field containing an alternative URI representing the end point of an alternative service consumer towards which the notification should be sent. Redirection handling is described in clause 5.2.10 of 3GPP TS 29.122 [2].
NOTE: The mandatory HTTP error status codes for the HTTP POST method listed in table 5.2.6-1 of 3GPP TS 29.122 [2] shall also apply.				

**Table 6.8.5.2.3.1-3: Headers supported by the 307 Response Code on this resource**

Name	Data type	P	Cardinality	Description
Location	string	M	1	Contains an alternative URI representing the end point of an alternative service consumer towards which the notification should be redirected.

**Table 6.8.5.2.3.1-4: Headers supported by the 308 Response Code on this resource**

Name	Data type	P	Cardinality	Description
Location	string	M	1	Contains an alternative URI representing the end point of an alternative service consumer towards which the notification should be redirected.

### 6.8.5.3 NTZ Events Notification

#### 6.8.5.3.1 Description

The NTZ Events Notification is used by a UAE Server to notify a previously subscribed service consumer of NTZ related event(s).

#### 6.8.5.3.2 Target URI

The Callback URI "{notifUri}/notify-events" shall be used with the callback URI variables defined in table 6.8.5.3.2-1.

**Table 6.8.5.3.2-1: Callback URI variables**

Name	Data type	Definition
notifUri	Uri	Represents the callback URI encoded as a string formatted as a URI.

### 6.8.5.3.3 Standard Methods

#### 6.8.5.3.3.1 POST

This method shall support the request data structures specified in table 6.8.5.3.3.1-1 and the response data structures and response codes specified in table 6.8.5.3.3.1-2.

**Table 6.8.5.3.3.1-1: Data structures supported by the POST Request Body**

Data type	P	Cardinality	Description
NTZNotif	M	1	Represents the NTZ Events Notification.

**Table 6.8.5.3.3.1-2: Data structures supported by the POST Response Body**

Data type	P	Cardinality	Response codes	Description
n/a			204 No Content	Successful case. The NTZ Events Notification is successfully received and acknowledged.
n/a			307 Temporary Redirect	Temporary redirection.  The response shall include a Location header field containing an alternative URI representing the end point of an alternative service consumer towards which the notification should be sent.  Redirection handling is described in clause 5.2.10 of 3GPP TS 29.122 [2].
n/a			308 Permanent Redirect	Permanent redirection.  The response shall include a Location header field containing an alternative URI representing the end point of an alternative service consumer towards which the notification should be sent.  Redirection handling is described in clause 5.2.10 of 3GPP TS 29.122 [2].
NOTE: The mandatory HTTP error status codes for the HTTP POST method listed in table 5.2.6-1 of 3GPP TS 29.122 [2] shall also apply.				

**Table 6.8.5.3.3.1-3: Headers supported by the 307 Response Code on this resource**

Name	Data type	P	Cardinality	Description
Location	string	M	1	Contains an alternative URI representing the end point of an alternative service consumer towards which the notification should be redirected.

**Table 6.8.5.3.3.1-4: Headers supported by the 308 Response Code on this resource**

Name	Data type	P	Cardinality	Description
Location	string	M	1	Contains an alternative URI representing the end point of an alternative service consumer towards which the notification should be redirected.

## 6.8.6 Data Model

### 6.8.6.1 General

This clause specifies the application data model supported by the API.

Table 6.8.6.1-1 specifies the data types defined for the UAE\_NTZManagement API.

**Table 6.8.6.1-1: UAE\_NTZManagement API specific Data Types**

Data type	Clause defined	Description	Applicability
AltitudeReqs	6.8.6.2.14	Represents the altitude related requirements for NTZ.	
FreqBand	6.8.6.2.13	Represents a frequency band.	
FreqBandName	6.8.6.3.6	Represents a frequency band name.	
NTZConfig	6.8.6.2.4	Represents an NTZ Configuration.	
NTZConfigNotif	6.8.6.2.7	Represents an NTZ Configuration Completion Status Notification.	
NTZConfigPatch	6.8.6.2.5	Represents the parameters to request the modification of an NTZ Configuration.	
NTZConfigReq	6.8.6.2.2	Represents the parameters to request the creation of an NTZ Configuration.	
NTZConfigResp	6.8.6.2.3	Represents the response to an NTZ Configuration creation request.	
NTZConfigStatus	6.8.6.3.3	Represents the completion status of an NTZ Configuration.	
NTZEvent	6.8.6.3.4	Represents an NTZ Event.	
NTZEventInfo	6.8.6.2.9	Represents an NTZ Event report.	
NTZNotif	6.8.6.2.8	Represents an NTZ Events Notification.	
NTZEnforceInfo	6.8.6.2.12	Represents the NTZ related enforcement information.	
NTZPolicy	6.8.6.2.6	Represents an NTZ Policy.	
NTZTransInfo	6.8.6.2.11	Represents the NTZ related transmission information.	
TimeValidityReqs	6.8.6.2.10	Represents the time validity requirements.	
TransStatus	6.8.6.3.5	Represents the transmission status.	

Table 6.8.6.1-2 specifies data types re-used by the UAE\_NTZManagement API from other specifications, including a reference to their respective specifications, and when needed, a short description of their use within the UAE\_NTZManagement API.

**Table 6.8.6.1-2: UAE\_NTZManagement API re-used Data Types**

Data type	Reference	Comments	Applicability
Altitude	3GPP TS 29.572 [2]	Represents an altitude.	
DateTime	3GPP TS 29.122 [2]	Represents a date and a time.	
DurationSec	3GPP TS 29.122 [2]	Represents a time duration expressed in units of seconds.	
LocationInfo	3GPP TS 29.122 [2]	Represents user location information.	
ReportingInformation	3GPP TS 29.523 [14]	Represents the event reporting requirements.	
ServArea	Clause 6.3.6.2.7	Represents a service area.	
SupportedFeatures	3GPP TS 29.571 [7]	Represents the list of supported feature(s) and used to negotiate the applicability of the optional features.	
ScheduledCommunicationTime	3GPP TS 29.122 [2]	Represents a time schedule.	
TimeWindow	3GPP TS 29.122 [2]	Represents a time window.	
Uri	3GPP TS 29.122 [2]	Represents a URI.	

## 6.8.6.2 Structured data types

### 6.8.6.2.1 Introduction

This clause defines the data structures to be used in resource representations.

## 6.8.6.2.2 Type: NTZConfigReq

Table 6.8.6.2.2-1: Definition of type NTZConfigReq

Attribute name	Data type	P	Cardinality	Description	Applicability
requestorId	Uri	M	1	Contains the identity of the service consumer that is sending the request.	
ntzConfig	NTZConfig	M	1	Contains the NTZ Configuration to be created.	
suppFeat	SupportedFeatures	C	0..1	Contains the list of supported features among the ones defined in clause 6.8.8. This attribute shall be present only when feature negotiation is required.	

## 6.8.6.2.3 Type: NTZConfigResp

Table 6.8.6.2.3-1: Definition of type NTZConfigResp

Attribute name	Data type	P	Cardinality	Description	Applicability
ntzConfig	NTZConfig	M	1	Contains the created NTZ Configuration.	
suppFeat	SupportedFeatures	C	0..1	Contains the list of supported features among the ones defined in clause 6.8.8. This attribute shall be present only when feature negotiation is required.	

## 6.8.6.2.4 Type: NTZConfig

Table 6.8.6.2.4-1: Definition of type NTZConfig

Attribute name	Data type	P	Cardinality	Description	Applicability
ntzPolicies	map(NTZPolicy)	M	1..N	Contains the NTZ policy(ies). The key of the map shall be set to the identifier of the NTZ policy (provided within the "ntzPolId" attribute of the NTZPolicy data structure) that is provided in the corresponding map value.	
notifUri	Uri	M	1	Contains the notification URI via which the NTZ Configuration related notifications shall be delivered.	

## 6.8.6.2.5 Type: NTZConfigPatch

Table 6.8.6.2.5-1: Definition of type NTZConfigPatch

Attribute name	Data type	P	Cardinality	Description	Applicability
ntzPolicies	map(NTZPolicy)	O	1..N	Contains the updated NTZ policy(ies). The key of the map shall be set to the identifier of the NTZ policy (provided within the "ntzPolId" attribute of the NTZPolicy data structure) that is provided in the corresponding map value.	
notifUri	Uri	O	0..1	Contains the updated notification URI via which the NTZ Configuration related notifications shall be delivered.	

## 6.8.6.2.6 Type: NTZPolicy

Table 6.8.6.2.6-1: Definition of type NTZPolicy

Attribute name	Data type	P	Cardinality	Description	Applicability
ntzPollId	string	M	1	Contains the identifier of the NTZ policy.	
ntzArea	ServArea	M	1	Contains the area within which the NTZ policy shall apply, i.e., the area constituting the NTZ.  (NOTE)	
altitudeReqs	AltitudeReqs	M	1	Contains the altitude requirements used to limit the NTZ area provided within the "ntzArea" attribute.	
freqBands	array(FreqBand)	M	1..N	Contains the frequency band(s) for which the NTZ policy shall apply, i.e., the frequency bands that are not allowed to be transmitted within the NTZ.	
ntzEvents	array(NTZEvent)	O	1..N	Contains the subscribed NTZ event(s).	
repReqs	ReportingInformation	O	0..1	Contains the reporting requirements to be used for NTZ related event(s) reporting.  This attribute shall be present only if the "ntzEvents" attribute is also present.	
NOTE: In this release of the specification, only the "geographicAreaList" attribute is applicable within the ServArea data structure used to encode this attribute, i.e., the "ncgiList" and "taiList" attributes within the ServArea data structure are not applicable and shall not be present.					

## 6.8.6.2.7 Type: NTZConfigNotif

Table 6.8.6.2.7-1: Definition of type NTZConfigNotif

Attribute name	Data type	P	Cardinality	Description	Applicability
status	NTZConfigStatus	M	1	Contains the the completion status of the NTZ Configuration.	

## 6.8.6.2.8 Type: NTZNotif

Table 6.8.6.2.8-1: Definition of type NTZNotif

Attribute name	Data type	P	Cardinality	Description	Applicability
configId	string	M	1	Contains the identifier of the "Individual NTZ Configuration" resource to which the NTZ event(s) notification is related.	
reports	array(NTZEventInfo)	M	1..N	Contains the detected NTZ event(s) and the related information.	

## 6.8.6.2.9 Type: NTZEventInfo

Table 6.8.6.2.9-1: Definition of type NTZEventInfo

Attribute name	Data type	P	Cardinality	Description	Applicability
event	NTZEvent	M	1	Contains the reported NTZ event. (NOTE)	
ntzTransInfo	NTZTransInfo	M	1	Contains the NTZ transmission information.	
timestamp	DateTime	M	1	Contains the time at which the reported event is received from the UAE Client.	
location	LocationInfo	M	1	Contains the location of the UAE Client at the time the reported event is received from the UAE Client.	
ntzEnforceInfo	NTZEnforceInfo	C	0..1	Contains the NTZ enforcement information.  This attribute shall be present only if the reported NTZ event within the "event" attribute is either "IMMINENT_ENTRY" or "EXIT".  (NOTE)	
NOTE: When the "event" attribute is set to "IMMINENT_ENTRY", the content of the "ntzEnforceInfo" attribute shall include the "estStartTime" and "estEndTime" attributes. When the "event" attribute is set to "EXIT", the content of the "ntzEnforceInfo" attribute shall include the "compTime" attribute.					

## 6.8.6.2.10 Type: TimeValidityReqs

Table 6.8.6.2.10-1: Definition of type TimeValidityReqs

Attribute name	Data type	P	Cardinality	Description	Applicability
duration	DurationSec	C	0..1	Contains the time duration.	
timeWindow	TimeWindow	C	0..1	Contains the time window	
schedule	array(Scheduled Communication Time)	C	1..N	Contains the time schedule.	
NOTE: These attributes are mutually exclusive and either one of them shall be present.					

## 6.8.6.2.11 Type: NTZTransInfo

Table 6.8.6.2.11-1: Definition of type NTZTransInfo

Attribute name	Data type	P	Cardinality	Description	Applicability
status	TransStatus	M	1	Contains the transmission status.	
freqBands	array(FreqBand)	M	1..N	Contains the frequency band(s) for which the transmission status provided within the "status" attribute applies.  The "restrictedTimeReqs" within the FreqBand data structure used to encode the array elements of this attribute is not applicable and shall not be present.	

## 6.8.6.2.12 Type: NTZEnforceInfo

**Table 6.8.6.2.12-1: Definition of type NTZEnforceInfo**

Attribute name	Data type	P	Cardinality	Description	Applicability
estStartTime	DateTime	C	0..1	Contains the estimated start time of NTZ, i.e., the time at which the NTZ enforcement is expected to start.	
estEndTime	DateTime	C	0..1	Contains the estimated end time of NTZ, i.e., the time at which the NTZ enforcement is expected to end.	
compTime	DateTime	C	0..1	Contains the actual NTZ completion (i.e., end) time.	
NOTE: At least one of these attributes shall be present.					

## 6.8.6.2.13 Type: FreqBand

**Table 6.8.6.2.13-1: Definition of type FreqBand**

Attribute name	Data type	P	Cardinality	Description	Applicability
name	FreqBandName	M	1	Contains the RAT type and frequency band name. (NOTE 1)	
value	string	M	1	Contains the frequency band value. (NOTE 1)	
restrictedTimeReqs	TimeValidityReqs	O	0..1	Contains the restricted time related requirements (e.g., time period during which the frequency band is restricted). (NOTE 2)	
NOTE 1: When the frequency band name within the "name" attribute is set to "EARFCN", the value of this attribute shall correspond to the value of the "E-UTRA Band" column of the frequency band as defined in clause 5.6.1 of 3GPP TS 36.101 [16]. When the frequency band name within the "name" attribute is set to "NR_EARFCN", the value of this attribute shall correspond to the value of the "NR operating band" column of the frequency band as defined in clause 5.2 of 3GPP TS 38.101-1 [17].					
NOTE 2: In this release of the specification, only the "timeWindow" and "schedule" attributes of the TimeValidityReqs data structure are applicable for this attribute.					

## 6.8.6.2.14 Type: AltitudeReqs

**Table 6.8.6.2.14-1: Definition of type AltitudeReqs**

Attribute name	Data type	P	Cardinality	Description	Applicability
floorLimit	Altitude	C	0..1	Contains the floor (or lower) altitude limit, i.e., the altitude above which NTZ shall apply.	
ceilingLimit	Altitude	C	0..1	Contains the ceiling (or upper) altitude limit, i.e., the altitude up to which NTZ shall apply.	
NOTE: At least one of these attributes shall be present.					

## 6.8.6.3 Simple data types and enumerations

## 6.8.6.3.1 Introduction

This clause defines simple data types and enumerations that can be referenced from data structures defined in the previous clauses.

### 6.8.6.3.2 Simple data types

The simple data types defined in table 6.8.6.3.2-1 shall be supported.

**Table 6.8.6.3.2-1: Simple data types**

Type Name	Type Definition	Description	Applicability

### 6.8.6.3.3 Enumeration: NTZConfigStatus

The enumeration NTZConfigStatus represents the completion status of an NTZ Configuration. It shall comply with the provisions defined in table 6.8.6.3.3-1.

**Table 6.8.6.3.3-1: Enumeration NTZConfigStatus**

Enumeration value	Description	Applicability
SUCCESSFUL	Indicates that the NTZ Configuration was successful.	
FAILED	Indicates that the NTZ Configuration failed.	

### 6.8.6.3.4 Enumeration: NTZEvent

The enumeration NTZEvent represents the NTZ event. It shall comply with the provisions defined in table 6.8.6.3.4-1.

**Table 6.8.6.3.4-1: Enumeration NTZEvent**

Enumeration value	Description	Applicability
IMMINENT_ENTRY	Indicates that the NTZ event is the imminent entry to the NTZ.	
EXIT	Indicates that the NTZ event is the exit from the NTZ.	
UNKNOWN	Indicates that the NTZ event is unknown status with regards to the NTZ.	

### 6.8.6.3.5 Enumeration: TransStatus

The enumeration TransStatus represents the transmission status. It shall comply with the provisions defined in table 6.8.6.3.5-1.

**Table 6.8.6.3.5: Enumeration TransStatus**

Enumeration value	Description	Applicability
ON	Indicates that the transmission status is switched on.	
OFF	Indicates that the transmission status is switched off.	
UNKNOWN	Indicates that the transmission status is unknown.	

### 6.8.6.3.6 Enumeration: FreqBandName

The enumeration FreqBandName represents the frequency band name. It shall comply with the provisions defined in table 6.8.6.3.6-1.

**Table 6.8.6.3.6-1: Enumeration FreqBandName**

Enumeration value	Description	Applicability
EARFCN	Indicates that the frequency band name is EARFCN (i.e., E-UTRA frequency band).	
NR_EARFCN	Indicates that the frequency band name is NR-EARFCN (i.e., NR frequency band).	

#### 6.8.6.4 Data types describing alternative data types or combinations of data types

There are no data types describing alternative data types or combinations of data types defined for this API in this release of the specification.

#### 6.8.6.5 Binary data

##### 6.8.6.5.1 Binary Data Types

**Table 6.8.6.5.1-1: Binary Data Types**

Name	Clause defined	Content type

#### 6.8.7 Error Handling

##### 6.8.7.1 General

For the UAE\_NTZManagement API, HTTP error responses shall be supported as specified in clause 5.2.6 of 3GPP TS 29.122 [2]. Protocol errors and application errors specified in clause 5.2.6 of 3GPP TS 29.122 [2] shall be supported for the HTTP status codes specified in table 5.2.6-1 of 3GPP TS 29.122 [2].

In addition, the requirements in the following clauses are applicable for the UAE\_NTZManagement API.

##### 6.8.7.2 Protocol Errors

No specific protocol errors for the UAE\_NTZManagement API are specified.

##### 6.8.7.3 Application Errors

The application errors defined for the UAE\_NTZManagement API are listed in Table 6.8.7.3-1.

**Table 6.8.7.3-1: Application errors**

Application Error	HTTP status code	Description	Applicability

#### 6.8.8 Feature negotiation

The optional features listed in table 6.8.8-1 are defined for the UAE\_NTZManagement API. They shall be negotiated using the extensibility mechanism defined in clause 5.2.7 of 3GPP TS 29.122 [2].

**Table 6.8.8-1: Supported Features**

Feature number	Feature Name	Description

#### 6.8.9 Security

The provisions of clause 6 of 3GPP TS 29.122 [2] shall apply for the UAE\_NTZManagement API.

---

## 7 Using Common API Framework

### 7.1 General

When CAPIF is used with a UAE Server service, the UAE Server shall support the following functionalities as defined in 3GPP TS 29.222 [10]:

- the API exposing function and the related APIs over CAPIF-2/2e and CAPIF-3/3e reference points;
- the API publishing function and the related APIs over CAPIF-4/4e reference point;
- the API management function and the related APIs over CAPIF-5/5e reference point; and
- at least one of the security methods for authentication and authorization, and the related security mechanisms.

In a centralized deployment as defined in 3GPP TS 23.222 [9], where the CAPIF core function and the API provider domain functions are co-located, the interactions between the CAPIF core function and the API provider domain functions may be independent of the CAPIF-3/3e, CAPIF-4/4e and CAPIF-5/5e reference points.

When CAPIF is used with a UAE Server service, the UAE Server shall register all the northbound APIs features in the CAPIF Core Function.

### 7.2 Security

When CAPIF is used for external exposure, before invoking an API exposed by the UAE Server, the service API consumer (e.g., UASS) acting as an API invoker shall negotiate the security method (PKI, TLS-PSK or OAuth 2.0) with the CAPIF core function and ensure that the UAE Server has enough credentials to authenticate the service API consumer (e.g., UASS), as defined in clauses 5.6.2.2 and 6.2.2.2 of 3GPP TS 29.222 [10].

If PKI or TLS-PSK is selected as the security method to be used between the service API consumer (e.g., UASS) and the UAE Server, upon API invocation, the UAE Server shall retrieve the authorization information from the CAPIF core function as described in clause 5.6.2.4 of 3GPP TS 29.222 [10].

As indicated in 3GPP TS 33.122 [11], the access to the UAE Server APIs may be authorized by means of the OAuth 2.0 protocol (see IETF RFC 6749 [12]), using the "Client Credentials" authorization grant, where the CAPIF core function (see 3GPP TS 29.222 [10]) plays the role of the authorization server.

NOTE 1: In this release, only "Client Credentials" authorization grant is supported.

If OAuth 2.0 is selected as the security method to be used between the service API consumer (e.g., UASS) and the UAE Server, the service API consumer (e.g., UASS) shall, prior to consuming the services offered by the UAE Server APIs, obtain a "token" from the authorization server, by invoking the Obtain\_Authorization service operation as described in clause 5.6.2.3.2 of 3GPP TS 29.222 [10].

The UAE Server APIs do not define any scopes for OAuth 2.0 authorization. It is the UAE Server responsibility to check whether the service API consumer (e.g., UASS) is authorized to use an API based on the provided "token". Once the UAE Server verifies the "token", it shall check whether the UAE Server identifier in the "token" matches its own published identifier, and whether the API name in the "token" matches its own published API name. If those checks are passed, the service API consumer (e.g., UASS) has full authority to access any resource or operation provided by the invoked API.

NOTE 2: For the aforementioned security methods, the UAE Server needs to apply admission control according to access control policies after performing the authorization checks.

---

# Annex A (normative): OpenAPI specification

## A.1 General

This Annex specifies the formal definition of the API(s) defined in the present specification. It consists of OpenAPI specifications in YAML format.

This Annex takes precedence when being discrepant to other parts of the specification with respect to the encoding of information elements and methods within the API(s).

NOTE 1: The semantics and procedures, as well as conditions, e.g. for the applicability and allowed combinations of attributes or values, not expressed in the OpenAPI definitions but defined in other parts of the specification also apply.

Informative copies of the OpenAPI specification files contained in this 3GPP Technical Specification are available on a Git-based repository that uses the GitLab software version control system (see clause 5.3.1 of 3GPP TS 29.501 [3] and clause 5B of 3GPP TR 21.900 [5]).

## A.2 UAE\_C2OperationModeManagement API

openapi: 3.0.0

info:

```
title: UAE Server C2 Operation Mode Management Service
version: 1.2.0-alpha.2
description: |
  UAE Server C2 Operation Mode Management Service.
  © 2025, 3GPP Organizational Partners (ARIB, ATIS, CCSA, ETSI, TSDSI, TTA, TTC).
  All rights reserved.
```

externalDocs:

```
description: >
  3GPP TS 29.257 V19.4.0; Application layer support for Uncrewed Aerial System (UAS);
  UAS Application Enabler (UAE) Server Services; Stage 3.
url: https://www.3gpp.org/ftp/Specs/archive/29_series/29.257/
```

servers:

```
- url: '{apiRoot}/uae-c2opmode-mngt/v1'
  variables:
    apiRoot:
      default: https://example.com
      description: apiRoot as defined in clause 5.2.4 of 3GPP TS 29.122
```

security:

```
- {}
- oAuth2ClientCredentials: []
```

paths:

```
/initiate:
  post:
    summary: Request the provisioning of C2 Operation Mode configuration information for a UAS
    (i.e. pair of UAV and UAV-C).
    operationId: InitiateC2OpModeConfig
    tags:
      - Initiate C2 Operation Mode configuration
    requestBody:
      required: true
      content:
        application/json:
          schema:
            $ref: '#/components/schemas/ConfigureData'
    responses:
      '200':
        description: >
          The communicated C2 Operation Mode configuration information was successfully
          received. The response body contains the feedback of the UAE Server on whether
          this C2 Operation Mode configuration request is confirmed (i.e. can be undertaken
          by the UAE Server) or not.
        content:
          application/json:
            schema:
              $ref: '#/components/schemas/C2Result'
      '307':
        $ref: 'TS29122_CommonData.yaml#/components/responses/307'
      '308':
        $ref: 'TS29122_CommonData.yaml#/components/responses/308'
      '400':
        $ref: 'TS29122_CommonData.yaml#/components/responses/400'
      '401':
        $ref: 'TS29122_CommonData.yaml#/components/responses/401'
      '403':
        $ref: 'TS29122_CommonData.yaml#/components/responses/403'
      '404':
        $ref: 'TS29122_CommonData.yaml#/components/responses/404'
      '411':
        $ref: 'TS29122_CommonData.yaml#/components/responses/411'
      '413':
        $ref: 'TS29122_CommonData.yaml#/components/responses/413'
      '415':
        $ref: 'TS29122_CommonData.yaml#/components/responses/415'
      '429':
        $ref: 'TS29122_CommonData.yaml#/components/responses/429'
      '500':
        $ref: 'TS29122_CommonData.yaml#/components/responses/500'
      '503':
```

```

    $ref: 'TS29122_CommonData.yaml#/components/responses/503'
  default:
    $ref: 'TS29122_CommonData.yaml#/components/responses/default'
  callbacks:
    C2OpModeMngtCompletionNotification:
      '{$request.body#/notificationUri}/c2mode-mngt-completion':
        post:
          requestBody:
            required: true
            content:
              application/json:
                schema:
                  $ref: '#/components/schemas/C2OpModeMngtCompStatus'
          responses:
            '204':
              description: >
                No Content. The notification was succesfull and the C2 Operation Mode
                Management Completion status for the concerned UAS (i.e. pair of UAV
                and UAV-C) was successfully received and acknowledged by the service consumer.
            '307':
              $ref: 'TS29122_CommonData.yaml#/components/responses/307'
            '308':
              $ref: 'TS29122_CommonData.yaml#/components/responses/308'
            '400':
              $ref: 'TS29122_CommonData.yaml#/components/responses/400'
            '401':
              $ref: 'TS29122_CommonData.yaml#/components/responses/401'
            '403':
              $ref: 'TS29122_CommonData.yaml#/components/responses/403'
            '404':
              $ref: 'TS29122_CommonData.yaml#/components/responses/404'
            '411':
              $ref: 'TS29122_CommonData.yaml#/components/responses/411'
            '413':
              $ref: 'TS29122_CommonData.yaml#/components/responses/413'
            '415':
              $ref: 'TS29122_CommonData.yaml#/components/responses/415'
            '429':
              $ref: 'TS29122_CommonData.yaml#/components/responses/429'
            '500':
              $ref: 'TS29122_CommonData.yaml#/components/responses/500'
            '503':
              $ref: 'TS29122_CommonData.yaml#/components/responses/503'
          default:
            $ref: 'TS29122_CommonData.yaml#/components/responses/default'
    SelectedC2CommunicationModeNotification:
      '{$request.body#/notificationUri}/inform-selec-c2mode':
        post:
          requestBody:
            required: true
            content:
              application/json:
                schema:
                  $ref: '#/components/schemas/SelectedC2CommModeNotif'
          responses:
            '204':
              description: >
                No Content. The notification was succesfull and the C2 Communication Mode
                selected by the concerned UAS (i.e. pair of UAV and UAV-C) was successfully
                received and acknowledged by the service consumer.
            '307':
              $ref: 'TS29122_CommonData.yaml#/components/responses/307'
            '308':
              $ref: 'TS29122_CommonData.yaml#/components/responses/308'
            '400':
              $ref: 'TS29122_CommonData.yaml#/components/responses/400'
            '401':
              $ref: 'TS29122_CommonData.yaml#/components/responses/401'
            '403':
              $ref: 'TS29122_CommonData.yaml#/components/responses/403'
            '404':
              $ref: 'TS29122_CommonData.yaml#/components/responses/404'
            '411':
              $ref: 'TS29122_CommonData.yaml#/components/responses/411'
            '413':
              $ref: 'TS29122_CommonData.yaml#/components/responses/413'
            '415':
              $ref: 'TS29122_CommonData.yaml#/components/responses/415'

```

```

    '429':
      $ref: 'TS29122_CommonData.yaml#/components/responses/429'
    '500':
      $ref: 'TS29122_CommonData.yaml#/components/responses/500'
    '503':
      $ref: 'TS29122_CommonData.yaml#/components/responses/503'
    default:
      $ref: 'TS29122_CommonData.yaml#/components/responses/default'
  C2CommunicationModeSwitchingNotification:
    '{$request.body#/notificationUri}/inform-c2mode-switch':
      post:
        requestBody:
          required: true
          content:
            application/json:
              schema:
                $ref: '#/components/schemas/C2CommModeSwitchNotif'
        responses:
          '200':
            description: >
              OK. The targeted C2 Communication Mode switching for the concerned UAS
              (i.e. pair of UAV and UAV-C) is successfully received. The response body
              contains the feedback of the service consumer on whether this C2 Communication
              Mode switching is confirmed (i.e. validated) or not.
            content:
              application/json:
                schema:
                  $ref: '#/components/schemas/C2Result'
          '204':
            description: >
              No Content. The targeted C2 Communication Mode switching for the concerned
              UAS (i.e. pair of UAV and UAV-C) is successfully received and acknowledged,
              and the service consumer does not need to confirm (i.e. validate) it.
          '307':
            $ref: 'TS29122_CommonData.yaml#/components/responses/307'
          '308':
            $ref: 'TS29122_CommonData.yaml#/components/responses/308'
          '400':
            $ref: 'TS29122_CommonData.yaml#/components/responses/400'
          '401':
            $ref: 'TS29122_CommonData.yaml#/components/responses/401'
          '403':
            $ref: 'TS29122_CommonData.yaml#/components/responses/403'
          '404':
            $ref: 'TS29122_CommonData.yaml#/components/responses/404'
          '411':
            $ref: 'TS29122_CommonData.yaml#/components/responses/411'
          '413':
            $ref: 'TS29122_CommonData.yaml#/components/responses/413'
          '415':
            $ref: 'TS29122_CommonData.yaml#/components/responses/415'
          '429':
            $ref: 'TS29122_CommonData.yaml#/components/responses/429'
          '500':
            $ref: 'TS29122_CommonData.yaml#/components/responses/500'
          '503':
            $ref: 'TS29122_CommonData.yaml#/components/responses/503'
          default:
            $ref: 'TS29122_CommonData.yaml#/components/responses/default'

components:
  securitySchemes:
    oAuth2ClientCredentials:
      type: oauth2
      flows:
        clientCredentials:
          tokenUrl: '{tokenUrl}'
          scopes: {}

  schemas:
    ConfigureData:
      description: >
        Represents the parameters to request to provision C2 Operation Mode configuration
        information for a UAS (i.e. pair of UAV and UAV-C).
      type: object
      properties:
        uassId:
          $ref: 'TS29122_CommonData.yaml#/components/schemas/Uri'

```

```

uasId:
  $ref: '#/components/schemas/UasId'
allowedC2CommModes:
  type: array
  items:
    $ref: '#/components/schemas/C2CommMode'
  minItems: 1
c2CommModeSwitchTypes:
  type: array
  items:
    $ref: '#/components/schemas/C2CommModeSwitching'
  minItems: 1
notificationUri:
  $ref: 'TS29122_CommonData.yaml#/components/schemas/Uri'
primaryC2CommMode:
  $ref: '#/components/schemas/C2CommMode'
secondaryC2CommMode:
  $ref: '#/components/schemas/C2CommMode'
c2SwitchPolicies:
  $ref: '#/components/schemas/C2SwitchPolicies'
c2ServiceArea:
  $ref: '#/components/schemas/C2ServiceArea'
c2DirectAvailRepReqs:
  $ref: '#/components/schemas/C2DirectAvailRepReqs'
dualNetAssistC2Info:
  $ref: '#/components/schemas/DualC2Data'
dualUTMNavC2Info:
  $ref: '#/components/schemas/DualC2Data'
suppFeat:
  $ref: 'TS29571_CommonData.yaml#/components/schemas/SupportedFeatures'
required:
- uassId
- uasId
- allowedC2CommModes
- c2CommModeSwitchTypes
- notificationUri
- primaryC2CommMode
- c2SwitchPolicies

SelectedC2CommModeNotif:
description: >
  Represents information on the C2 Communication Mode selected by a UAS (i.e. pair of
  UAV and UAV-C).
type: object
properties:
  uasId:
    $ref: '#/components/schemas/UasId'
  selPrimaryC2CommMode:
    $ref: '#/components/schemas/C2CommMode'
  selSecondaryC2CommMode:
    $ref: '#/components/schemas/C2CommMode'
required:
- uasId
- selPrimaryC2CommMode

C2CommModeSwitchNotif:
description: >
  Represents information on the targeted C2 Communication Mode switching for a UAS
  (i.e. pair of UAV and UAV-C).
type: object
properties:
  uaeServerId:
    $ref: 'TS29122_CommonData.yaml#/components/schemas/Uri'
  uasId:
    $ref: '#/components/schemas/UasId'
  c2CommModeSwitchType:
    $ref: '#/components/schemas/C2CommModeSwitching'
  switchingCause:
    $ref: '#/components/schemas/C2SwitchingCause'
required:
- uaeServerId
- uasId
- c2CommModeSwitchType

C2Result:
description: Represents the result of an action related to C2 of a UAS.
type: object
properties:

```

```

    c2OpConfirmed:
      type: boolean
    suppFeat:
      $ref: 'TS29571_CommonData.yaml#/components/schemas/SupportedFeatures'
  required:
    - c2OpConfirmed

UasId:
  description: Represents the identifier of a UAS (i.e. pair of UAV and UAV-C).
  type: object
  properties:
    groupId:
      $ref: 'TS29122_CommonData.yaml#/components/schemas/ExternalGroupId'
    individualUasId:
      type: array
      items:
        $ref: '#/components/schemas/UavId'
      minItems: 2
  oneOf:
    - required: [groupId]
    - required: [individualUasId]

UavId:
  description: Represents the identifier of a UAV (e.g. UAV, UAV-C).
  type: object
  properties:
    gpsi:
      $ref: 'TS29571_CommonData.yaml#/components/schemas/Gpsi'
    caaId:
      type: string
  anyOf:
    - required: [gpsi]
    - required: [caaId]

C2ServiceArea:
  description: Represents a C2 service area.
  type: object
  properties:
    ncgiList:
      type: array
      items:
        $ref: 'TS29571_CommonData.yaml#/components/schemas/Ncgi'
    taiList:
      type: array
      items:
        $ref: 'TS29571_CommonData.yaml#/components/schemas/Tai'
    geographicAreaList:
      type: array
      items:
        $ref: 'TS29572_Nlmf_Location.yaml#/components/schemas/GeographicArea'
  oneOf:
    - required: [geographicAreaList]
    - anyOf:
      - required: [ncgiList]
      - required: [taiList]

C2OpModeMngtCompStatus:
  description: >
    Represents the C2 Operation Mode Management Completion status for a UAV
    (e.g. UAV, UAV-C).
  type: object
  properties:
    uasId:
      $ref: '#/components/schemas/UasId'
    status:
      $ref: '#/components/schemas/C2OpModeStatus'
  required:
    - uasId
    - status

C2SwitchPolicies:
  description: Represents the C2 operation mode switching policies.
  type: object
  properties:
    directC2LinkQualityThrlds:
      $ref: '#/components/schemas/C2LinkQualityThrlds'
    uuC2LinkQualityThrlds:
      $ref: '#/components/schemas/C2LinkQualityThrlds'

```

```

    utmNavC2LinkQualityThrlds:
      $ref: '#/components/schemas/C2LinkQualityThrlds'
    dualC2Link1QualityThrlds:
      $ref: '#/components/schemas/C2LinkQualityThrlds'
    dualC2SimuLinksQualityThrlds:
      $ref: '#/components/schemas/C2LinkQualityThrlds'

C2LinkQualityThrlds:
  description: Represents the C2 link quality thresholds.
  type: object
  properties:
    nrRsrpThrldLow:
      type: integer
      minimum: 0
      maximum: 127
    nrRsrpThrldHigh:
      type: integer
      minimum: 0
      maximum: 127
    nrRsrqThrldLow:
      type: integer
      minimum: 0
      maximum: 127
    nrRsrqThrldHigh:
      type: integer
      minimum: 0
      maximum: 127
    packetLossThrldLow:
      $ref: 'TS29571_CommonData.yaml#/components/schemas/PacketLossRate'
    packetLossThrldHigh:
      $ref: 'TS29571_CommonData.yaml#/components/schemas/PacketLossRate'

C2DirectAvailRepReqs:
  description: >
    Represents the "Direct C2 Communication" mode availability reporting requirements.
  type: object
  properties:
    proseAppCodeSuffixPool:
      $ref: 'TS29555_N5g-
ddnmf_Discovery.yaml#/components/schemas/ProseApplicationCodeSuffixPool'
    proseAppMasks:
      type: array
      items:
        $ref: 'TS29555_N5g-ddnmf_Discovery.yaml#/components/schemas/ProseApplicationMask'
      minItems: 1
    validity:
      $ref: 'TS29122_CommonData.yaml#/components/schemas/TimeWindow'
    repReqs:
      $ref: 'TS29523_Npcf_EventExposure.yaml#/components/schemas/ReportingInformation'
  anyOf:
    - required: [proseAppCodeSuffixPool]
    - required: [validity]
    - required: [repReqs]

DualC2Data:
  description: >
    Represents the Dual C2 communication mode related information.
  type: object
  properties:
    link1C2SwitchPolicies:
      $ref: '#/components/schemas/C2SwitchPolicies'
    link1C2ServiceArea:
      $ref: '#/components/schemas/C2ServiceArea'
    link2C2SwitchPolicies:
      $ref: '#/components/schemas/C2SwitchPolicies'
    link2C2ServiceArea:
      $ref: '#/components/schemas/C2ServiceArea'
  anyOf:
    - required: [link1C2SwitchPolicies]
    - required: [link1C2ServiceArea]
    - required: [link2C2SwitchPolicies]
    - required: [link2C2ServiceArea]

# ENUMS:

C2CommMode:
  anyOf:
    - type: string

```

```

enum:
- DIRECT_C2_COMMUNICATION
- NETWORK_ASSISTED_C2_COMMUNICATION
- NETWORK_ASSISTED_C2_COMMUNICATION_DUAL
- UTM_NAVIGATED_C2_COMMUNICATION
- UTM_NAVIGATED_C2_COMMUNICATION_DUAL
- type: string
description: >
  This string provides forward-compatibility with future extensions to the enumeration
  and is not used to encode content defined in the present version of this API.
description: |
  Represents the C2 Communication Mode.
  Possible values are:
- DIRECT_C2_COMMUNICATION: Indicates Direct C2 Communication mode.
- NETWORK_ASSISTED_C2_COMMUNICATION: Indicates Network-Assisted C2 Communication mode.
- NETWORK_ASSISTED_C2_COMMUNICATION_DUAL: Represents Network-Assisted C2 Communication mode
  via a specific subscription/network (i.e., in case of Dual Network-Assisted C2
  communications).
- UTM_NAVIGATED_C2_COMMUNICATION: Indicates UTM-Navigated C2 communication mode.
- UTM_NAVIGATED_C2_COMMUNICATION_DUAL: Represents UTM-Navigated C2 Communication mode via
  a specific subscription/network (i.e., in case of Dual UTM-Navigated C2communications).

C2CommModeSwitching:
anyOf:
- type: string
  enum:
- DIRECT_TO_NETWORK_ASSISTED_C2
- NETWORK_ASSISTED_TO_DIRECT_C2
- DIRECT_TO_UTM_NAVIGATED_C2
- NETWORK_ASSISTED_TO_UTM_NAVIGATED_C2
- NETWORK_ASSISTED_TO_NETWORK_ASSISTED
- UTM_NAVIGATED_TO_UTM_NAVIGATED
- type: string
description: >
  This string provides forward-compatibility with future extensions to the enumeration
  and is not used to encode content defined in the present version of this API.
description: |
  Represents the C2 Communication Mode Switching type.
  Possible values are:
- DIRECT_TO_NETWORK_ASSISTED_C2: Indicates the C2 Communication Mode switching from Direct
  C2 Communication mode to Network-Assisted C2 Communication mode.
- NETWORK_ASSISTED_TO_DIRECT_C2: Indicates the C2 Communication Mode switching from
  Network-Assisted C2 Communication mode to Direct C2 Communication mode.
- DIRECT_TO_UTM_NAVIGATED_C2: Indicates the C2 Communication Mode switching from
  Direct C2 Communication mode to UTM-Navigated C2 communication mode.
- NETWORK_ASSISTED_TO_UTM_NAVIGATED_C2: Indicates the C2 Communication Mode switching
  from Network-Assisted C2 Communication mode to UTM-Navigated C2 communication mode.
- NETWORK_ASSISTED_TO_NETWORK_ASSISTED: Represents the C2 Communication Mode switching
  between two Network-Assisted C2 Communication modes (e.g., via different
  subscriptions/networks).
- UTM_NAVIGATED_TO_UTM_NAVIGATED: Represents the C2 Communication Mode switching
  between two UTM-Navigated C2 Communication modes (e.g., via different
  subscriptions/networks).

C2SwitchingCause:
anyOf:
- type: string
  enum:
- DIRECT_LINK_QUALITY_DEGRADATION
- DIRECT_LINK_AVAILABLE
- MOVING_BVLOS
- LOCATION_CHANGE
- TRAFFIC_CONTROL_NEEDED
- SECURITY_REASONS
- ACTIVE_LINK_DEGRADATION
- OTHER_REASONS
- type: string
description: >
  This string provides forward-compatibility with future extensions to the enumeration
  and is not used to encode content defined in the present version of this API.
description: |
  Represents the C2 Communication Mode switching cause.
  Possible values are:
- DIRECT_LINK_QUALITY_DEGRADATION: Indicates that the C2 Communication Mode switching
  was triggered due to a degradation in the direct radio link quality.
- DIRECT_LINK_AVAILABLE: Indicates that the C2 Communication Mode switching was triggered
  due to the availability of a direct link, i.e. direct radio link quality enables its
  usage.

```

- MOVING\_BVLOS: Indicates that the C2 Communication Mode switching was triggered due to the UAV moving BVLOS.
- LOCATION\_CHANGE: Indicates that the C2 Communication Mode switching was triggered due to an actual or expected location/mobility of the UAV (e.g. which impacts the UAV-to-UAV-C location).
- TRAFFIC\_CONTROL\_NEEDED: Indicates that the C2 Communication Mode switching was triggered due to the necessity to have air traffic control.
- SECURITY\_REASONS: Indicates that the C2 Communication Mode switching was triggered due to security reasons.
- ACTIVE\_LINK\_DEGRADATION: Indicates that the C2 Communication Mode switching was triggered due to a degradation of the active link in case of Dual C2 communications (e.g., Dual Network-Assisted C2 communications, Dual UTM-Navigated C2 communications).
- OTHER\_REASONS: Indicates that the C2 Communication Mode switching was triggered due to other reasons (e.g. unpredictable event, unknown reason, weather conditions, topography, etc.).

C2OpModeStatus:

anyOf:

- type: string
- enum:
  - SUCCESSFUL
  - NOT\_SUCCESSFUL
- type: string
- description: >

This string provides forward-compatibility with future extensions to the enumeration and is not used to encode content defined in the present version of this API.

description: |

Represents the C2 operation mode management completion status.

Possible values are:

- SUCCESSFUL: Indicates that the C2 operation mode configuration was successful.
- NOT\_SUCCESSFUL: Indicates that the C2 operation mode configuration was not successful.

## A.3 UAE\_RealtimeUAVStatus API

```
openapi: 3.0.0
info:
  title: UAE Server Real-time UAV Status Service
  version: 1.2.0-alpha.2
  description: |
    UAE Server Real-time UAV Status Service.
    © 2025, 3GPP Organizational Partners (ARIB, ATIS, CCSA, ETSI, TSDSI, TTA, TTC).
    All rights reserved.

externalDocs:
  description: >
    3GPP TS 29.257 V19.4.0; Application layer support for Uncrewed Aerial System (UAS);
    UAS Application Enabler (UAE) Server Services; Stage 3.
  url: https://www.3gpp.org/ftp/Specs/archive/29_series/29.257/

servers:
  - url: '{apiRoot}/uae-uav-status/v1'
    variables:
      apiRoot:
        default: https://example.com
        description: apiRoot as defined in clause 5.2.4 of 3GPP TS 29.122

security:
  - {}
  - oAuth2ClientCredentials: []

paths:
  /subscriptions:
    get:
      summary: Retrieve all the active real-time UAV status subscriptions managed by the UAE Server.
      operationId: GetRTUavStatusSubscriptions
      tags:
        - Real-time UAV Status Subscriptions (Collection)
      responses:
        '200':
          description: >
            OK. All the active real-time UAV status subscriptions managed by the UAE Server
            shall be returned.
          content:
            application/json:
              schema:
                type: array
                items:
                  $ref: '#/components/schemas/RTUavStatusSubsc'
        '307':
          $ref: 'TS29122_CommonData.yaml#/components/responses/307'
        '308':
          $ref: 'TS29122_CommonData.yaml#/components/responses/308'
        '400':
          $ref: 'TS29122_CommonData.yaml#/components/responses/400'
        '401':
          $ref: 'TS29122_CommonData.yaml#/components/responses/401'
        '403':
          $ref: 'TS29122_CommonData.yaml#/components/responses/403'
        '404':
          $ref: 'TS29122_CommonData.yaml#/components/responses/404'
        '406':
          $ref: 'TS29122_CommonData.yaml#/components/responses/406'
        '429':
          $ref: 'TS29122_CommonData.yaml#/components/responses/429'
        '500':
          $ref: 'TS29122_CommonData.yaml#/components/responses/500'
        '503':
          $ref: 'TS29122_CommonData.yaml#/components/responses/503'
        default:
          $ref: 'TS29122_CommonData.yaml#/components/responses/default'

    post:
      summary: Request the creation of a subscription to real-time UAV status reporting.
      operationId: CreateRTUavStatusSubsc
      tags:
        - Real-time UAV Status Subscriptions (Collection)
      requestBody:
        required: true
        content:
```

```

    application/json:
      schema:
        $ref: '#/components/schemas/RTUavStatusSubsc'
  responses:
    '200':
      description: >
        OK. The subscription is successfully created and a representation of the created
        Individual Real-time UAV Status Subscription resource shall be returned.
      content:
        application/json:
          schema:
            $ref: '#/components/schemas/RTUavStatusSubsc'
      headers:
        Location:
          description: >
            Contains the URI of the created Individual Real-time UAV Status Subscription
            resource.
          required: true
          schema:
            type: string
    '400':
      $ref: 'TS29122_CommonData.yaml#/components/responses/400'
    '401':
      $ref: 'TS29122_CommonData.yaml#/components/responses/401'
    '403':
      $ref: 'TS29122_CommonData.yaml#/components/responses/403'
    '404':
      $ref: 'TS29122_CommonData.yaml#/components/responses/404'
    '411':
      $ref: 'TS29122_CommonData.yaml#/components/responses/411'
    '413':
      $ref: 'TS29122_CommonData.yaml#/components/responses/413'
    '415':
      $ref: 'TS29122_CommonData.yaml#/components/responses/415'
    '429':
      $ref: 'TS29122_CommonData.yaml#/components/responses/429'
    '500':
      $ref: 'TS29122_CommonData.yaml#/components/responses/500'
    '503':
      $ref: 'TS29122_CommonData.yaml#/components/responses/503'
  default:
    $ref: 'TS29122_CommonData.yaml#/components/responses/default'
  callbacks:
    RTUavStatusNotification:
      '{$request.body#/notificationUri}/uav-status':
        post:
          requestBody:
            required: true
            content:
              application/json:
                schema:
                  $ref: '#/components/schemas/RTUavStatusNotif'
          responses:
            '204':
              description: >
                No Content. The real-time UAV status notification is successfully
                received and acknowledged.
            '307':
              $ref: 'TS29122_CommonData.yaml#/components/responses/307'
            '308':
              $ref: 'TS29122_CommonData.yaml#/components/responses/308'
            '400':
              $ref: 'TS29122_CommonData.yaml#/components/responses/400'
            '401':
              $ref: 'TS29122_CommonData.yaml#/components/responses/401'
            '403':
              $ref: 'TS29122_CommonData.yaml#/components/responses/403'
            '404':
              $ref: 'TS29122_CommonData.yaml#/components/responses/404'
            '411':
              $ref: 'TS29122_CommonData.yaml#/components/responses/411'
            '413':
              $ref: 'TS29122_CommonData.yaml#/components/responses/413'
            '415':
              $ref: 'TS29122_CommonData.yaml#/components/responses/415'
            '429':
              $ref: 'TS29122_CommonData.yaml#/components/responses/429'
            '500':

```

```

    $ref: 'TS29122_CommonData.yaml#/components/responses/500'
  '503':
    $ref: 'TS29122_CommonData.yaml#/components/responses/503'
  default:
    $ref: 'TS29122_CommonData.yaml#/components/responses/default'

```

```

/subscriptions/{subscriptionId}:
  get:
    summary: Retrieve a real-time UAV status subscription resource.
    operationId: GetRTUavStatusSubscription
    tags:
      - Individual Real-time UAV Status Subscription (Document)
    parameters:
      - name: subscriptionId
        in: path
        description: Individual Real-time UAV Status Subscription identifier.
        required: true
        schema:
          type: string
    responses:
      '200':
        description: OK. The requested real-time UAV status subscription resource shall be
returned.
        content:
          application/json:
            schema:
              $ref: '#/components/schemas/RTUavStatusSubsc'
      '307':
        $ref: 'TS29122_CommonData.yaml#/components/responses/307'
      '308':
        $ref: 'TS29122_CommonData.yaml#/components/responses/308'
      '400':
        $ref: 'TS29122_CommonData.yaml#/components/responses/400'
      '401':
        $ref: 'TS29122_CommonData.yaml#/components/responses/401'
      '403':
        $ref: 'TS29122_CommonData.yaml#/components/responses/403'
      '404':
        $ref: 'TS29122_CommonData.yaml#/components/responses/404'
      '406':
        $ref: 'TS29122_CommonData.yaml#/components/responses/406'
      '429':
        $ref: 'TS29122_CommonData.yaml#/components/responses/429'
      '500':
        $ref: 'TS29122_CommonData.yaml#/components/responses/500'
      '503':
        $ref: 'TS29122_CommonData.yaml#/components/responses/503'
    default:
      $ref: 'TS29122_CommonData.yaml#/components/responses/default'

  put:
    summary: Request the update of an existing real-time UAV status subscription.
    operationId: UpdateRTUavStatusSubscription
    tags:
      - Individual Real-time UAV Status Subscription (Document)
    parameters:
      - name: subscriptionId
        in: path
        description: Individual Real-time UAV Status Subscription identifier.
        required: true
        schema:
          type: string
    requestBody:
      required: true
      content:
        application/json:
          schema:
            $ref: '#/components/schemas/RTUavStatusSubsc'
    responses:
      '200':
        description: >
          OK. The real-time UAV status subscription is successfully updated and a
          representation of the updated Individual Real-time UAV Status Subscription
          resource shall be returned.
        content:
          application/json:
            schema:

```

```

    $ref: '#/components/schemas/RTUavStatusSubsc'
  '204':
    description: No Content. The real-time UAV status subscription is successfully updated.
  '307':
    $ref: 'TS29122_CommonData.yaml#/components/responses/307'
  '308':
    $ref: 'TS29122_CommonData.yaml#/components/responses/308'
  '400':
    $ref: 'TS29122_CommonData.yaml#/components/responses/400'
  '401':
    $ref: 'TS29122_CommonData.yaml#/components/responses/401'
  '403':
    $ref: 'TS29122_CommonData.yaml#/components/responses/403'
  '404':
    $ref: 'TS29122_CommonData.yaml#/components/responses/404'
  '411':
    $ref: 'TS29122_CommonData.yaml#/components/responses/411'
  '413':
    $ref: 'TS29122_CommonData.yaml#/components/responses/413'
  '415':
    $ref: 'TS29122_CommonData.yaml#/components/responses/415'
  '429':
    $ref: 'TS29122_CommonData.yaml#/components/responses/429'
  '500':
    $ref: 'TS29122_CommonData.yaml#/components/responses/500'
  '503':
    $ref: 'TS29122_CommonData.yaml#/components/responses/503'
  default:
    $ref: 'TS29122_CommonData.yaml#/components/responses/default'

```

delete:

summary: Request the deletion of an existing real-time UAV status subscription.  
 operationId: DeleteRTUavStatusSubscription

tags:

- Individual Real-time UAV Status Subscription (Document)

parameters:

- name: subscriptionId
  - in: path
  - description: Individual Real-time UAV Status Subscription identifier.
  - required: true
  - schema:
    - type: string

responses:

```

  '204':
    description: >
      No Content. The Individual Real-time UAV Status Subscription resource
      is successfully deleted.
  '307':
    $ref: 'TS29122_CommonData.yaml#/components/responses/307'
  '308':
    $ref: 'TS29122_CommonData.yaml#/components/responses/308'
  '400':
    $ref: 'TS29122_CommonData.yaml#/components/responses/400'
  '401':
    $ref: 'TS29122_CommonData.yaml#/components/responses/401'
  '403':
    $ref: 'TS29122_CommonData.yaml#/components/responses/403'
  '404':
    $ref: 'TS29122_CommonData.yaml#/components/responses/404'
  '429':
    $ref: 'TS29122_CommonData.yaml#/components/responses/429'
  '500':
    $ref: 'TS29122_CommonData.yaml#/components/responses/500'
  '503':
    $ref: 'TS29122_CommonData.yaml#/components/responses/503'
  default:
    $ref: 'TS29122_CommonData.yaml#/components/responses/default'

```

components:

```

  securitySchemes:
    oAuth2ClientCredentials:
      type: oauth2
      flows:
        clientCredentials:
          tokenUrl: '{tokenUrl}'
          scopes: {}

```

```
schemas:
  RTUavStatusSubsc:
    description: >
      Represents the parameters to request the creation or update of a subscription
      to real-time UAV status reporting.
    type: object
    properties:
      uassId:
        $ref: 'TS29122_CommonData.yaml#/components/schemas/Uri'
      uavIds:
        type: array
        items:
          $ref: 'TS29257_UAE_C2OperationModeManagement.yaml#/components/schemas/UavId'
        minItems: 1
      notificationUri:
        $ref: 'TS29122_CommonData.yaml#/components/schemas/Uri'
      suppFeat:
        $ref: 'TS29571_CommonData.yaml#/components/schemas/SupportedFeatures'
    required:
      - uassId
      - uavIds
      - notificationUri

  RTUavStatusNotif:
    description: Represents a real-time UAV status notification.
    type: object
    properties:
      subscriptionId:
        type: string
      rTUavStatus:
        type: array
        items:
          $ref: '#/components/schemas/RTUavStatus'
        minItems: 1
    required:
      - subscriptionId
      - rTUavStatus

  RTUavStatus:
    description: Represents real-time UAV status information.
    type: object
    properties:
      uavId:
        $ref: 'TS29257_UAE_C2OperationModeManagement.yaml#/components/schemas/UavId'
      uavNetConnStatus:
        $ref: '#/components/schemas/UavNetConnStatus'
      uavLocInfo:
        $ref: 'TS29122_MonitoringEvent.yaml#/components/schemas/LocationInfo'
    allOf:
      - required: [uavId]
      - anyOf:
          - required: [uavLocInfo]
          - required: [uavLocInfo, uavNetConnStatus]

  UavNetConnStatus:
    description: Represents UAV network connection status information.
    type: object
    properties:
      statusInfo:
        $ref: 'TS29122_MonitoringEvent.yaml#/components/schemas/MonitoringType'
      timestamp:
        $ref: 'TS29122_CommonData.yaml#/components/schemas/DateTime'
    required:
      - statusInfo
      - timestamp
```

## A.4 UAE\_ChangeUSSManagement API

openapi: 3.0.0

info:

```
title: UAE Server USS Change Management Service
version: 1.1.0-alpha.1
description: |
  UAE Server USS Change Management Service.
  © 2025, 3GPP Organizational Partners (ARIB, ATIS, CCSA, ETSI, TSDSI, TTA, TTC).
  All rights reserved.
```

externalDocs:

```
description: >
  3GPP TS 29.257 V19.4.0; Application layer support for Uncrewed Aerial System (UAS);
  UAS Application Enabler (UAE) Server Services; Stage 3.
url: https://www.3gpp.org/ftp/Specs/archive/29_series/29.257/
```

servers:

```
- url: '{apiRoot}/uae-ucm/v1'
  variables:
    apiRoot:
      default: https://example.com
      description: apiRoot as defined in clause 5.2.4 of 3GPP TS 29.122
```

security:

```
- {}
- oAuth2ClientCredentials: []
```

paths:

```
/policies:
  get:
    summary: Retrieve all the active USS Change Policies managed by the UAE Server.
    operationId: GetUSSChangePolicies
    tags:
      - USS Change Policies (Collection)
    responses:
      '200':
        description: >
          OK. All the active USS Change Policies managed by the UAE Server shall be returned.
        content:
          application/json:
            schema:
              type: array
              items:
                $ref: '#/components/schemas/USSChangePolicy'
              minItems: 0
      '307':
        $ref: 'TS29122_CommonData.yaml#/components/responses/307'
      '308':
        $ref: 'TS29122_CommonData.yaml#/components/responses/308'
      '400':
        $ref: 'TS29122_CommonData.yaml#/components/responses/400'
      '401':
        $ref: 'TS29122_CommonData.yaml#/components/responses/401'
      '403':
        $ref: 'TS29122_CommonData.yaml#/components/responses/403'
      '404':
        $ref: 'TS29122_CommonData.yaml#/components/responses/404'
      '406':
        $ref: 'TS29122_CommonData.yaml#/components/responses/406'
      '429':
        $ref: 'TS29122_CommonData.yaml#/components/responses/429'
      '500':
        $ref: 'TS29122_CommonData.yaml#/components/responses/500'
      '503':
        $ref: 'TS29122_CommonData.yaml#/components/responses/503'
      default:
        $ref: 'TS29122_CommonData.yaml#/components/responses/default'

  post:
    summary: Request the creation of a USS Change Policy.
    operationId: CreateUSSChangePolicy
    tags:
      - USS Change Policies (Collection)
    requestBody:
      required: true
```

```

content:
  application/json:
    schema:
      $ref: '#/components/schemas/USSChangePolReq'
responses:
  '200':
    description: >
      OK. The USS Change Policy is successfully created and a representation of the created
      Individual USS Change Policy resource shall be returned.
    content:
      application/json:
        schema:
          $ref: '#/components/schemas/USSChangePolResp'
    headers:
      Location:
        description: >
          Contains the URI of the created Individual USS Change Policy resource.
        required: true
        schema:
          type: string
  '400':
    $ref: 'TS29122_CommonData.yaml#/components/responses/400'
  '401':
    $ref: 'TS29122_CommonData.yaml#/components/responses/401'
  '403':
    $ref: 'TS29122_CommonData.yaml#/components/responses/403'
  '404':
    $ref: 'TS29122_CommonData.yaml#/components/responses/404'
  '411':
    $ref: 'TS29122_CommonData.yaml#/components/responses/411'
  '413':
    $ref: 'TS29122_CommonData.yaml#/components/responses/413'
  '415':
    $ref: 'TS29122_CommonData.yaml#/components/responses/415'
  '429':
    $ref: 'TS29122_CommonData.yaml#/components/responses/429'
  '500':
    $ref: 'TS29122_CommonData.yaml#/components/responses/500'
  '503':
    $ref: 'TS29122_CommonData.yaml#/components/responses/503'
default:
  $ref: 'TS29122_CommonData.yaml#/components/responses/default'
callbacks:
  USSChangeNotif:
    '{$request.body#/ussChangePol/notifUri}':
      post:
        requestBody:
          required: true
          content:
            application/json:
              schema:
                $ref: '#/components/schemas/USSChangeNotif'
        responses:
          '204':
            description: >
              No Content. The USS Change Notification is successfully received and
              acknowledged.
          '307':
            $ref: 'TS29122_CommonData.yaml#/components/responses/307'
          '308':
            $ref: 'TS29122_CommonData.yaml#/components/responses/308'
          '400':
            $ref: 'TS29122_CommonData.yaml#/components/responses/400'
          '401':
            $ref: 'TS29122_CommonData.yaml#/components/responses/401'
          '403':
            $ref: 'TS29122_CommonData.yaml#/components/responses/403'
          '404':
            $ref: 'TS29122_CommonData.yaml#/components/responses/404'
          '411':
            $ref: 'TS29122_CommonData.yaml#/components/responses/411'
          '413':
            $ref: 'TS29122_CommonData.yaml#/components/responses/413'
          '415':
            $ref: 'TS29122_CommonData.yaml#/components/responses/415'
          '429':
            $ref: 'TS29122_CommonData.yaml#/components/responses/429'
          '500':

```

```

    $ref: 'TS29122_CommonData.yaml#/components/responses/500'
  '503':
    $ref: 'TS29122_CommonData.yaml#/components/responses/503'
  default:
    $ref: 'TS29122_CommonData.yaml#/components/responses/default'

/policies/{policyId}:
  parameters:
    - name: policyId
      in: path
      description: Represents the identifier of the Individual USS Change Policy resource.
      required: true
      schema:
        type: string

  get:
    summary: Retrieve an existing Individual USS Change Policy resource.
    operationId: GetUSSChangePolicy
    tags:
      - Individual USS Change Policy (Document)
    responses:
      '200':
        description: OK. The requested Individual USS Change Policy resource shall be returned.
        content:
          application/json:
            schema:
              $ref: '#/components/schemas/USSChangePolicy'
      '307':
        $ref: 'TS29122_CommonData.yaml#/components/responses/307'
      '308':
        $ref: 'TS29122_CommonData.yaml#/components/responses/308'
      '400':
        $ref: 'TS29122_CommonData.yaml#/components/responses/400'
      '401':
        $ref: 'TS29122_CommonData.yaml#/components/responses/401'
      '403':
        $ref: 'TS29122_CommonData.yaml#/components/responses/403'
      '404':
        $ref: 'TS29122_CommonData.yaml#/components/responses/404'
      '406':
        $ref: 'TS29122_CommonData.yaml#/components/responses/406'
      '429':
        $ref: 'TS29122_CommonData.yaml#/components/responses/429'
      '500':
        $ref: 'TS29122_CommonData.yaml#/components/responses/500'
      '503':
        $ref: 'TS29122_CommonData.yaml#/components/responses/503'
      default:
        $ref: 'TS29122_CommonData.yaml#/components/responses/default'

  put:
    summary: Request the update of an existing Individual USS Change Policy resource.
    operationId: UpdateUSSChangePolicy
    tags:
      - Individual USS Change Policy (Document)
    requestBody:
      required: true
      content:
        application/json:
          schema:
            $ref: '#/components/schemas/USSChangePolicy'
    responses:
      '200':
        description: >
          OK. The Individual USS Change Policy resource is successfully updated and a
          representation of the updated resource shall be returned in the response body.
        content:
          application/json:
            schema:
              $ref: '#/components/schemas/USSChangePolicy'
      '204':
        description: >
          No Content. The Individual USS Change Policy resource is successfully updated and no
          content is returned in the response body.
      '307':
        $ref: 'TS29122_CommonData.yaml#/components/responses/307'
      '308':

```

```

    $ref: 'TS29122_CommonData.yaml#/components/responses/308'
  '400':
    $ref: 'TS29122_CommonData.yaml#/components/responses/400'
  '401':
    $ref: 'TS29122_CommonData.yaml#/components/responses/401'
  '403':
    $ref: 'TS29122_CommonData.yaml#/components/responses/403'
  '404':
    $ref: 'TS29122_CommonData.yaml#/components/responses/404'
  '411':
    $ref: 'TS29122_CommonData.yaml#/components/responses/411'
  '413':
    $ref: 'TS29122_CommonData.yaml#/components/responses/413'
  '415':
    $ref: 'TS29122_CommonData.yaml#/components/responses/415'
  '429':
    $ref: 'TS29122_CommonData.yaml#/components/responses/429'
  '500':
    $ref: 'TS29122_CommonData.yaml#/components/responses/500'
  '503':
    $ref: 'TS29122_CommonData.yaml#/components/responses/503'
  default:
    $ref: 'TS29122_CommonData.yaml#/components/responses/default'

```

patch:

```

summary: Request the modification of an existing Individual USS Change Policy resource.
operationId: ModifyUSSChangePolicy
tags:
  - Individual USS Change Policy (Document)
requestBody:
  required: true
  content:
    application/merge-patch+json:
      schema:
        $ref: '#/components/schemas/USSChangePolicyPatch'
responses:
  '200':
    description: >
      OK. The Individual USS Change Policy resource is successfully modified and a
      representation of the updated resource shall be returned in the response body.
    content:
      application/json:
        schema:
          $ref: '#/components/schemas/USSChangePolicy'
  '204':
    description: >
      No Content. The Individual USS Change Policy resource is successfully modified and no
      content is returned in the response body.
  '307':
    $ref: 'TS29122_CommonData.yaml#/components/responses/307'
  '308':
    $ref: 'TS29122_CommonData.yaml#/components/responses/308'
  '400':
    $ref: 'TS29122_CommonData.yaml#/components/responses/400'
  '401':
    $ref: 'TS29122_CommonData.yaml#/components/responses/401'
  '403':
    $ref: 'TS29122_CommonData.yaml#/components/responses/403'
  '404':
    $ref: 'TS29122_CommonData.yaml#/components/responses/404'
  '411':
    $ref: 'TS29122_CommonData.yaml#/components/responses/411'
  '413':
    $ref: 'TS29122_CommonData.yaml#/components/responses/413'
  '415':
    $ref: 'TS29122_CommonData.yaml#/components/responses/415'
  '429':
    $ref: 'TS29122_CommonData.yaml#/components/responses/429'
  '500':
    $ref: 'TS29122_CommonData.yaml#/components/responses/500'
  '503':
    $ref: 'TS29122_CommonData.yaml#/components/responses/503'
  default:
    $ref: 'TS29122_CommonData.yaml#/components/responses/default'

```

delete:

```

summary: Request the deletion of an existing Individual USS Change Policy resource.
operationId: DeleteUSSChangePolicy

```

```

tags:
- Individual USS Change Policy (Document)
responses:
'204':
  description: >
    No Content. The Individual USS Change Policy resource is successfully deleted.
'307':
  $ref: 'TS29122_CommonData.yaml#/components/responses/307'
'308':
  $ref: 'TS29122_CommonData.yaml#/components/responses/308'
'400':
  $ref: 'TS29122_CommonData.yaml#/components/responses/400'
'401':
  $ref: 'TS29122_CommonData.yaml#/components/responses/401'
'403':
  $ref: 'TS29122_CommonData.yaml#/components/responses/403'
'404':
  $ref: 'TS29122_CommonData.yaml#/components/responses/404'
'429':
  $ref: 'TS29122_CommonData.yaml#/components/responses/429'
'500':
  $ref: 'TS29122_CommonData.yaml#/components/responses/500'
'503':
  $ref: 'TS29122_CommonData.yaml#/components/responses/503'
default:
  $ref: 'TS29122_CommonData.yaml#/components/responses/default'

/request-usschange:
  post:
    summary: Enables to request USS change.
    operationId: RequestUSSChange
    tags:
    - USS Change Request
    requestBody:
      required: true
      content:
        application/json:
          schema:
            $ref: '#/components/schemas/USSChangeReq'
    responses:
      '204':
        description: >
          No Content. The USS change request is successfully received and processed.
      '307':
        $ref: 'TS29122_CommonData.yaml#/components/responses/307'
      '308':
        $ref: 'TS29122_CommonData.yaml#/components/responses/308'
      '400':
        $ref: 'TS29122_CommonData.yaml#/components/responses/400'
      '401':
        $ref: 'TS29122_CommonData.yaml#/components/responses/401'
      '403':
        $ref: 'TS29122_CommonData.yaml#/components/responses/403'
      '404':
        $ref: 'TS29122_CommonData.yaml#/components/responses/404'
      '411':
        $ref: 'TS29122_CommonData.yaml#/components/responses/411'
      '413':
        $ref: 'TS29122_CommonData.yaml#/components/responses/413'
      '415':
        $ref: 'TS29122_CommonData.yaml#/components/responses/415'
      '429':
        $ref: 'TS29122_CommonData.yaml#/components/responses/429'
      '500':
        $ref: 'TS29122_CommonData.yaml#/components/responses/500'
      '503':
        $ref: 'TS29122_CommonData.yaml#/components/responses/503'
      default:
        $ref: 'TS29122_CommonData.yaml#/components/responses/default'

components:
  securitySchemes:
    oAuth2ClientCredentials:
      type: oauth2
      flows:
        clientCredentials:
          tokenUrl: '{tokenUrl}'

```

```
    scopes: {}

schemas:

#
# STRUCTURED DATA TYPES
#

USSChangePolReq:
  description: >
    Represents the parameters to request the creation/Update of a USS Change Policy.
  type: object
  properties:
    requestorId:
      $ref: 'TS29122_CommonData.yaml#/components/schemas/Uri'
    ussChangePol:
      $ref: '#/components/schemas/USSChangePolicy'
    suppFeat:
      $ref: 'TS29571_CommonData.yaml#/components/schemas/SupportedFeatures'
  required:
    - requestorId
    - ussChangePol

USSChangePolResp:
  description: Represents the response to a USS Change Policy create/update request.
  type: object
  properties:
    ussChangePol:
      $ref: '#/components/schemas/USSChangePolicy'
    suppFeat:
      $ref: 'TS29571_CommonData.yaml#/components/schemas/SupportedFeatures'
  required:
    - ussChangePol

USSChangePolicy:
  description: Represents a USS Change Policy.
  type: object
  properties:
    uasId:
      $ref: 'TS29257_UAE_C2OperationModeManagement.yaml#/components/schemas/UasId'
    notifUri:
      $ref: 'TS29122_CommonData.yaml#/components/schemas/Uri'
    uasRegArea:
      $ref: '#/components/schemas/ServArea'
    uasAllowedRoute:
      type: array
      items:
        $ref: '#/components/schemas/UasRoute'
      minItems: 1
    multiUssPol:
      $ref: '#/components/schemas/MultiUssPol'
  required:
    - uasId
    - notifUri

USSChangePolicyPatch:
  description: >
    Represents the parameters to request the modification of a USS Change Policy.
  type: object
  properties:
    notifUri:
      $ref: 'TS29122_CommonData.yaml#/components/schemas/Uri'
    uasRegArea:
      $ref: '#/components/schemas/ServArea'
    uasAllowedRoute:
      type: array
      items:
        $ref: '#/components/schemas/UasRoute'
      minItems: 1
    multiUssPol:
      $ref: '#/components/schemas/MultiUssPol'

MultiUssPol:
  description: Represents a Multi-USS policy.
  type: object
  properties:
    servingUssId:
      $ref: '#/components/schemas/UssId'
```

```

    servingUssInfo:
      type: string
    ussChangeArea:
      $ref: '#/components/schemas/ServArea'
    allowedTgtUsss:
      type: array
      items:
        $ref: '#/components/schemas/UssInfo'
      minItems: 1
  required:
  - servingUssId
  - servingUssInfo
  - ussChangeArea

ServArea:
  description: Represents a service area.
  type: object
  properties:
    ncgiList:
      type: array
      items:
        $ref: 'TS29571_CommonData.yaml#/components/schemas/NcgiTai'
      minItems: 1
      description: List of NR cell Ids
    taiList:
      type: array
      items:
        $ref: 'TS29571_CommonData.yaml#/components/schemas/Tai'
      minItems: 1
      description: List of tracking area Ids
    geographicAreaList:
      type: array
      items:
        $ref: 'TS29572_Nlmf_Location.yaml#/components/schemas/GeographicArea'
      minItems: 1
  oneOf:
  - anyOf:
    - required: [ncgiList]
    - required: [taiList]
  - required: [geographicAreaList]

UasRoute:
  description: Represents the UAS route.
  type: object
  properties:
    route:
      type: object
      additionalProperties:
        $ref: 'TS29572_Nlmf_Location.yaml#/components/schemas/GeographicArea'
      minProperties: 2
      description: >
        Contains a list of two or more ordered geographic area(s) that constitute the UAS route.
        The key of the map shall be an unsigned integer (with the minimum value being 1)
        indicating the order of the geographic area, provided within the corresponding map
        entry, in the derivation of the route, with the first map entry being the start of the
        route and the last entry of the map being the end of the route.
  required:
  - route

UssInfo:
  description: Represents USS information.
  type: object
  properties:
    ussId:
      $ref: '#/components/schemas/UssId'
    ussServArea:
      $ref: '#/components/schemas/ServArea'
    ussServReqs:
      type: array
      items:
        $ref: '#/components/schemas/ServReq'
      minItems: 1
    dnais:
      type: array
      items:
        $ref: 'TS29571_CommonData.yaml#/components/schemas/Dnai'
      minItems: 1
    lunId:

```

```

    type: string
  required:
    - ussId
    - ussServArea
    - ussServReqs
    - dnais
    - lunId

ServReq:
  description: >
    Represents a service requirement.
  type: object
  properties:
    reqName:
      type: string
    reqValue:
      $ref: 'TS29122_CommonData.yaml#/components/schemas/Bytes'
  required:
    - reqName
    - reqValue

USSChangeReq:
  description: Represents the parameters to request for USS change.
  type: object
  properties:
    requestorId:
      $ref: 'TS29122_CommonData.yaml#/components/schemas/Uri'
    uasId:
      $ref: 'TS29257_UAE_C2OperationModeManagement.yaml#/components/schemas/UasId'
    targetUssId:
      $ref: '#/components/schemas/UssId'
    targetUssInfo:
      $ref: '#/components/schemas/TgtUssInfo'
    suppFeat:
      $ref: 'TS29571_CommonData.yaml#/components/schemas/SupportedFeatures'
  required:
    - requestorId
    - uasId
    - targetUssId

TgtUssInfo:
  description: Represents the target USS related information.
  type: object
  properties:
    ussEdpt:
      $ref: 'TS29558_Eees_EASRegistration.yaml#/components/schemas/EndPoint'
    ussServReqs:
      type: array
      items:
        $ref: '#/components/schemas/ServReq'
      minItems: 1
    dnais:
      type: array
      items:
        $ref: 'TS29571_CommonData.yaml#/components/schemas/Dnai'
      minItems: 1
    lunId:
      type: string
  required:
    - ussEdpt

USSChangeNotif:
  description: Represents the USS Change Notification.
  type: object
  properties:
    event:
      $ref: '#/components/schemas/UssChangeEvent'
    polConfigStatus:
      type: boolean
      default: false
    description: >
      Indicates the status of the USS change policy configuration.
      true indicates that the USS change policy configuration was successful.
      false indicates that the USS change policy configuration failed.
    tgtUssId:
      $ref: '#/components/schemas/UssId'
    ussChgInfo:

```

```

    $ref: '#/components/schemas/UssChgInfo'
  required:
    - event

```

```

UssChgInfo:
  description: Represents the target USS related information.
  type: object
  properties:
    servingUssId:
      $ref: '#/components/schemas/UssId'
    targetUssId:
      $ref: '#/components/schemas/UssId'
    lunId:
      type: string
    mobilityEvent:
      $ref: '#/components/schemas/MobilityEvent'
  required:
    - servingUssId

```

```

# SIMPLE DATA TYPES
#

```

```

UssId:
  description: >
    Represents the identifier of a USS, encoded in the form of e.g., an FQDN, a URI, etc.
  type: string

```

```

#
# ENUMERATIONS
#

```

```

UssChangeEvent:
  anyOf:
    - type: string
      enum:
        - USS_CHG_POL_CONFIG_STATUS
        - UAE_CLIENT_ASSIST_USS_CHG
        - UAE_SERVER_TRIGG_USS_CHG
    - type: string
      description: >
        This string provides forward-compatibility with future extensions to the enumeration
        and is not used to encode content defined in the present version of this API.
  description: |
    Represents a USS Change Event.
    Possible values are:
    - USS_CHG_POL_CONFIG_STATUS: Indicates that the USS Change Event is USS Change Policy
      Configuration Status.
    - UAE_CLIENT_ASSIST_USS_CHG: Indicates that the USS Change Event is UAE Client Assisted USS
      Change.
    - UAE_SERVER_TRIGG_USS_CHG: Indicates that the USS Change Event is UAE Server initiated
      USS Change Trigger.

```

```

MobilityEvent:
  anyOf:
    - type: string
      enum:
        - OUT_OF_USS_SERV_AREA
    - type: string
      description: >
        This string provides forward-compatibility with future extensions to the enumeration
        and is not used to encode content defined in the present version of this API.
  description: |
    Represents a mobility event.
    Possible values are:
    - OUT_OF_USS_SERV_AREA: Indicates that the mobility event is the expected UAV mobility to a
      service area that is outside the current serving USS's service area.

```

## A.5 UAE\_DAASupport API

openapi: 3.0.0

info:

```
title: UAE Server DAA Support Service
version: 1.1.0-alpha.4
description: |
  UAE Server DAA Support Service.
  © 2025, 3GPP Organizational Partners (ARIB, ATIS, CCSA, ETSI, TSDSI, TTA, TTC).
  All rights reserved.
```

externalDocs:

```
description: >
  3GPP TS 29.257 V19.4.0; Application layer support for Uncrewed Aerial System (UAS);
  UAS Application Enabler (UAE) Server Services; Stage 3.
url: https://www.3gpp.org/ftp/Specs/archive/29_series/29.257/
```

servers:

```
- url: '{apiRoot}/uae-daa/v1'
  variables:
    apiRoot:
      default: https://example.com
      description: apiRoot as defined in clause 5.2.4 of 3GPP TS 29.122
```

security:

```
- {}
- oAuth2ClientCredentials: []
```

paths:

```
/policies:
  get:
    summary: Retrieve all the active DAA Policies managed by the UAE Server.
    operationId: GetDAAPolicies
    tags:
      - DAA Policies (Collection)
    responses:
      '200':
        description: >
          OK. All the active DAA Policies managed by the UAE Server shall be returned.
          When there are no active DAA Policies at the UAE Server, an empty array shall be
          returned.
        content:
          application/json:
            schema:
              type: array
              items:
                $ref: '#/components/schemas/DAAPolicy'
              minItems: 0
      '307':
        $ref: 'TS29122_CommonData.yaml#/components/responses/307'
      '308':
        $ref: 'TS29122_CommonData.yaml#/components/responses/308'
      '400':
        $ref: 'TS29122_CommonData.yaml#/components/responses/400'
      '401':
        $ref: 'TS29122_CommonData.yaml#/components/responses/401'
      '403':
        $ref: 'TS29122_CommonData.yaml#/components/responses/403'
      '404':
        $ref: 'TS29122_CommonData.yaml#/components/responses/404'
      '406':
        $ref: 'TS29122_CommonData.yaml#/components/responses/406'
      '429':
        $ref: 'TS29122_CommonData.yaml#/components/responses/429'
      '500':
        $ref: 'TS29122_CommonData.yaml#/components/responses/500'
      '503':
        $ref: 'TS29122_CommonData.yaml#/components/responses/503'
    default:
      $ref: 'TS29122_CommonData.yaml#/components/responses/default'

  post:
    summary: Request the creation of a DAA Policy.
    operationId: CreateDAAPolicy
    tags:
      - DAA Policies (Collection)
```

```

requestBody:
  required: true
  content:
    application/json:
      schema:
        $ref: '#/components/schemas/DAAPolReq'
responses:
  '200':
    description: >
      OK. The DAA Policy is successfully created and a representation of the created
      Individual DAA Policy resource shall be returned.
    content:
      application/json:
        schema:
          $ref: '#/components/schemas/DAAPolResp'
    headers:
      Location:
        description: >
          Contains the URI of the created Individual DAA Policy resource.
        required: true
        schema:
          type: string
  '400':
    $ref: 'TS29122_CommonData.yaml#/components/responses/400'
  '401':
    $ref: 'TS29122_CommonData.yaml#/components/responses/401'
  '403':
    $ref: 'TS29122_CommonData.yaml#/components/responses/403'
  '404':
    $ref: 'TS29122_CommonData.yaml#/components/responses/404'
  '411':
    $ref: 'TS29122_CommonData.yaml#/components/responses/411'
  '413':
    $ref: 'TS29122_CommonData.yaml#/components/responses/413'
  '415':
    $ref: 'TS29122_CommonData.yaml#/components/responses/415'
  '429':
    $ref: 'TS29122_CommonData.yaml#/components/responses/429'
  '500':
    $ref: 'TS29122_CommonData.yaml#/components/responses/500'
  '503':
    $ref: 'TS29122_CommonData.yaml#/components/responses/503'
  default:
    $ref: 'TS29122_CommonData.yaml#/components/responses/default'
callbacks:
  DAAPolCompStatusNotif:
    '{$request.body#/daaPol/notifUri}/daa-policy':
      post:
        requestBody:
          required: true
          content:
            application/json:
              schema:
                $ref: '#/components/schemas/DAAPolConfigNotif'
        responses:
          '204':
            description: >
              No Content. The DAA Policy Configuration Status notification is successfully
              received and acknowledged.
          '307':
            $ref: 'TS29122_CommonData.yaml#/components/responses/307'
          '308':
            $ref: 'TS29122_CommonData.yaml#/components/responses/308'
          '400':
            $ref: 'TS29122_CommonData.yaml#/components/responses/400'
          '401':
            $ref: 'TS29122_CommonData.yaml#/components/responses/401'
          '403':
            $ref: 'TS29122_CommonData.yaml#/components/responses/403'
          '404':
            $ref: 'TS29122_CommonData.yaml#/components/responses/404'
          '411':
            $ref: 'TS29122_CommonData.yaml#/components/responses/411'
          '413':
            $ref: 'TS29122_CommonData.yaml#/components/responses/413'
          '415':
            $ref: 'TS29122_CommonData.yaml#/components/responses/415'
          '429':

```

```

    $ref: 'TS29122_CommonData.yaml#/components/responses/429'
  '500':
    $ref: 'TS29122_CommonData.yaml#/components/responses/500'
  '503':
    $ref: 'TS29122_CommonData.yaml#/components/responses/503'
  default:
    $ref: 'TS29122_CommonData.yaml#/components/responses/default'

DAAEventsNotif:
  '{$request.body#/daaPol/notifUri}/daa-events':
    post:
      requestBody:
        required: true
        content:
          application/json:
            schema:
              $ref: '#/components/schemas/DAAEventsInfo'
      responses:
        '200':
          description: >
            OK. The DAA Events Notification is successfully received and acknowledged, and
            updated/additional DAA related event information is returned in the response
            body.
          content:
            application/json:
              schema:
                $ref: '#/components/schemas/DAAEventsInfo'
        '204':
          description: >
            No Content. The DAA Events Notification is successfully received and
            acknowledged.
        '307':
          $ref: 'TS29122_CommonData.yaml#/components/responses/307'
        '308':
          $ref: 'TS29122_CommonData.yaml#/components/responses/308'
        '400':
          $ref: 'TS29122_CommonData.yaml#/components/responses/400'
        '401':
          $ref: 'TS29122_CommonData.yaml#/components/responses/401'
        '403':
          $ref: 'TS29122_CommonData.yaml#/components/responses/403'
        '404':
          $ref: 'TS29122_CommonData.yaml#/components/responses/404'
        '411':
          $ref: 'TS29122_CommonData.yaml#/components/responses/411'
        '413':
          $ref: 'TS29122_CommonData.yaml#/components/responses/413'
        '415':
          $ref: 'TS29122_CommonData.yaml#/components/responses/415'
        '429':
          $ref: 'TS29122_CommonData.yaml#/components/responses/429'
        '500':
          $ref: 'TS29122_CommonData.yaml#/components/responses/500'
        '503':
          $ref: 'TS29122_CommonData.yaml#/components/responses/503'
        default:
          $ref: 'TS29122_CommonData.yaml#/components/responses/default'

/policies/{policyId}:
  parameters:
    - name: policyId
      in: path
      description: Represents the identifier of the Individual DAA Policy resource.
      required: true
      schema:
        type: string

  get:
    summary: Retrieve an existing Individual DAA Policy resource.
    operationId: GetIndDAAPolicy
    tags:
      - Individual DAA Policy (Document)
    responses:
      '200':
        description: OK. The requested Individual DAA Policy resource shall be returned.
        content:
          application/json:

```

```

    schema:
      $ref: '#/components/schemas/DAAPolicy'
  '307':
    $ref: 'TS29122_CommonData.yaml#/components/responses/307'
  '308':
    $ref: 'TS29122_CommonData.yaml#/components/responses/308'
  '400':
    $ref: 'TS29122_CommonData.yaml#/components/responses/400'
  '401':
    $ref: 'TS29122_CommonData.yaml#/components/responses/401'
  '403':
    $ref: 'TS29122_CommonData.yaml#/components/responses/403'
  '404':
    $ref: 'TS29122_CommonData.yaml#/components/responses/404'
  '406':
    $ref: 'TS29122_CommonData.yaml#/components/responses/406'
  '429':
    $ref: 'TS29122_CommonData.yaml#/components/responses/429'
  '500':
    $ref: 'TS29122_CommonData.yaml#/components/responses/500'
  '503':
    $ref: 'TS29122_CommonData.yaml#/components/responses/503'
  default:
    $ref: 'TS29122_CommonData.yaml#/components/responses/default'

put:
  summary: Request the update of an existing Individual DAA Policy resource.
  operationId: UpdateIndDAAPolicy
  tags:
    - Individual DAA Policy (Document)
  requestBody:
    required: true
    content:
      application/json:
        schema:
          $ref: '#/components/schemas/DAAPolicy'
  responses:
    '200':
      description: >
        OK. The Individual DAA Policy resource is successfully updated and a
        representation of the updated resource shall be returned in the response body.
      content:
        application/json:
          schema:
            $ref: '#/components/schemas/DAAPolicy'
    '204':
      description: >
        No Content. The Individual DAA Policy resource is successfully updated and no
        content is returned in the response body.
    '307':
      $ref: 'TS29122_CommonData.yaml#/components/responses/307'
    '308':
      $ref: 'TS29122_CommonData.yaml#/components/responses/308'
    '400':
      $ref: 'TS29122_CommonData.yaml#/components/responses/400'
    '401':
      $ref: 'TS29122_CommonData.yaml#/components/responses/401'
    '403':
      $ref: 'TS29122_CommonData.yaml#/components/responses/403'
    '404':
      $ref: 'TS29122_CommonData.yaml#/components/responses/404'
    '411':
      $ref: 'TS29122_CommonData.yaml#/components/responses/411'
    '413':
      $ref: 'TS29122_CommonData.yaml#/components/responses/413'
    '415':
      $ref: 'TS29122_CommonData.yaml#/components/responses/415'
    '429':
      $ref: 'TS29122_CommonData.yaml#/components/responses/429'
    '500':
      $ref: 'TS29122_CommonData.yaml#/components/responses/500'
    '503':
      $ref: 'TS29122_CommonData.yaml#/components/responses/503'
    default:
      $ref: 'TS29122_CommonData.yaml#/components/responses/default'

patch:
  summary: Request the modification of an existing Individual DAA Policy resource.

```

```

operationId: ModifyIndDAAPolicy
tags:
  - Individual DAA Policy (Document)
requestBody:
  required: true
  content:
    application/merge-patch+json:
      schema:
        $ref: '#/components/schemas/DAAPolicyPatch'
responses:
  '200':
    description: >
      OK. The Individual DAA Policy resource is successfully modified and a
      representation of the updated resource shall be returned in the response body.
    content:
      application/json:
        schema:
          $ref: '#/components/schemas/DAAPolicy'
  '204':
    description: >
      No Content. The Individual DAA Policy resource is successfully modified and no
      content is returned in the response body.
  '307':
    $ref: 'TS29122_CommonData.yaml#/components/responses/307'
  '308':
    $ref: 'TS29122_CommonData.yaml#/components/responses/308'
  '400':
    $ref: 'TS29122_CommonData.yaml#/components/responses/400'
  '401':
    $ref: 'TS29122_CommonData.yaml#/components/responses/401'
  '403':
    $ref: 'TS29122_CommonData.yaml#/components/responses/403'
  '404':
    $ref: 'TS29122_CommonData.yaml#/components/responses/404'
  '411':
    $ref: 'TS29122_CommonData.yaml#/components/responses/411'
  '413':
    $ref: 'TS29122_CommonData.yaml#/components/responses/413'
  '415':
    $ref: 'TS29122_CommonData.yaml#/components/responses/415'
  '429':
    $ref: 'TS29122_CommonData.yaml#/components/responses/429'
  '500':
    $ref: 'TS29122_CommonData.yaml#/components/responses/500'
  '503':
    $ref: 'TS29122_CommonData.yaml#/components/responses/503'
  default:
    $ref: 'TS29122_CommonData.yaml#/components/responses/default'

delete:
  summary: Request the deletion of an existing Individual DAA Policy resource.
  operationId: DeleteIndDAAPolicy
  tags:
    - Individual DAA Policy (Document)
  responses:
    '204':
      description: >
        No Content. The Individual DAA Policy resource is successfully deleted.
    '307':
      $ref: 'TS29122_CommonData.yaml#/components/responses/307'
    '308':
      $ref: 'TS29122_CommonData.yaml#/components/responses/308'
    '400':
      $ref: 'TS29122_CommonData.yaml#/components/responses/400'
    '401':
      $ref: 'TS29122_CommonData.yaml#/components/responses/401'
    '403':
      $ref: 'TS29122_CommonData.yaml#/components/responses/403'
    '404':
      $ref: 'TS29122_CommonData.yaml#/components/responses/404'
    '429':
      $ref: 'TS29122_CommonData.yaml#/components/responses/429'
    '500':
      $ref: 'TS29122_CommonData.yaml#/components/responses/500'
    '503':
      $ref: 'TS29122_CommonData.yaml#/components/responses/503'
    default:
      $ref: 'TS29122_CommonData.yaml#/components/responses/default'

```

```

/inform-events:
  post:
    summary: Inform about and request the management of possible DAA related events.
    operationId: InformDAAEvents
    tags:
      - InformDAAEvents
    requestBody:
      required: true
      content:
        application/json:
          schema:
            $ref: '#/components/schemas/InformDAAEventsReq'
    responses:
      '204':
        description: >
          No Content. The request is successfully received.
      '307':
        $ref: 'TS29122_CommonData.yaml#/components/responses/307'
      '308':
        $ref: 'TS29122_CommonData.yaml#/components/responses/308'
      '400':
        $ref: 'TS29122_CommonData.yaml#/components/responses/400'
      '401':
        $ref: 'TS29122_CommonData.yaml#/components/responses/401'
      '403':
        $ref: 'TS29122_CommonData.yaml#/components/responses/403'
      '404':
        $ref: 'TS29122_CommonData.yaml#/components/responses/404'
      '411':
        $ref: 'TS29122_CommonData.yaml#/components/responses/411'
      '413':
        $ref: 'TS29122_CommonData.yaml#/components/responses/413'
      '415':
        $ref: 'TS29122_CommonData.yaml#/components/responses/415'
      '429':
        $ref: 'TS29122_CommonData.yaml#/components/responses/429'
      '500':
        $ref: 'TS29122_CommonData.yaml#/components/responses/500'
      '503':
        $ref: 'TS29122_CommonData.yaml#/components/responses/503'
      default:
        $ref: 'TS29122_CommonData.yaml#/components/responses/default'

```

```

components:
  securitySchemes:
    oAuth2ClientCredentials:
      type: oauth2
      flows:
        clientCredentials:
          tokenUrl: '{tokenUrl}'
          scopes: {}

```

```

schemas:
  DAAPolReq:
    description: >
      Represents the parameters to request the creation of a DAA Policy.
    type: object
    properties:
      requestorId:
        $ref: 'TS29122_CommonData.yaml#/components/schemas/Uri'
      daaPol:
        $ref: '#/components/schemas/DAAPolicy'
      suppFeat:
        $ref: 'TS29571_CommonData.yaml#/components/schemas/SupportedFeatures'
    required:
      - requestorId
      - daaPol

```

```

DAAPolResp:
  description: Represents the response to a DAA Policy creation request.
  type: object
  properties:
    daaPol:
      $ref: '#/components/schemas/DAAPolicy'
    suppFeat:
      $ref: 'TS29571_CommonData.yaml#/components/schemas/SupportedFeatures'

```

```

required:
  - daaPol

DAAPolicy:
description: Represents the content of a DAA Policy.
type: object
properties:
  uasId:
    $ref: 'TS29257_UAE_C2OperationModeManagement.yaml#/components/schemas/UasId'
  targetUasIds:
    type: array
    items:
      $ref: 'TS29257_UAE_C2OperationModeManagement.yaml#/components/schemas/UasId'
    minItems: 1
  ldgsArea:
    $ref: 'TS29257_UAE_ChangeUSSManagement.yaml#/components/schemas/ServArea'
  notifUri:
    $ref: 'TS29122_CommonData.yaml#/components/schemas/Uri'
  daaAppPol:
    $ref: '#/components/schemas/DAAAppPolicy'
required:
  - uasId
  - notifUri
  - daaAppPol

DAAPolicyPatch:
description: >
  Represents the parameters to request the modification of a DAA Policy.
type: object
properties:
  targetUasIds:
    type: array
    items:
      $ref: 'TS29257_UAE_C2OperationModeManagement.yaml#/components/schemas/UasId'
    minItems: 1
  ldgsArea:
    $ref: 'TS29257_UAE_ChangeUSSManagement.yaml#/components/schemas/ServArea'
  notifUri:
    $ref: 'TS29122_CommonData.yaml#/components/schemas/Uri'
  daaAppPol:
    $ref: '#/components/schemas/DAAAppPolicy'

DAAAppPolicy:
description: Represents a DAA Application Policy.
type: object
properties:
  polContainer:
    $ref: 'TS29122_CommonData.yaml#/components/schemas/Bytes'
  daaTriggThresholds:
    $ref: '#/components/schemas/DAATriggThresholds'
  validity:
    $ref: 'TS29122_CommonData.yaml#/components/schemas/TimeWindow'
  repReqs:
    $ref: 'TS29523_Npcf_EventExposure.yaml#/components/schemas/ReportingInformation'
anyOf:
  - required: [polContainer]
  - required: [daaTriggThresholds]
  - required: [validity]
  - required: [repReqs]

InformDAAEventsReq:
description: Represents the parameters to report DAA related event(s).
type: object
properties:
  requestorId:
    $ref: 'TS29122_CommonData.yaml#/components/schemas/Uri'
  uasId:
    $ref: 'TS29257_UAE_C2OperationModeManagement.yaml#/components/schemas/UasId'
  daaEventsInfo:
    type: array
    items:
      $ref: '#/components/schemas/DAAEvent'
    minItems: 1
  suppFeat:
    $ref: 'TS29571_CommonData.yaml#/components/schemas/SupportedFeatures'
required:
  - requestorId
  - uasId

```

- daaEventsInfo

DAAPolConfigNotif:

description: Represents a DAA Policy Configuration Status Notification.  
 type: object  
 properties:  
 status:  
 \$ref: '#/components/schemas/DAAPolConfigStatus'  
 required:  
 - status

DAAEventsInfo:

description: Represents a DAA Events Notification.  
 type: object  
 properties:  
 uasId:  
 \$ref: 'TS29257\_UAE\_C2OperationModeManagement.yaml#/components/schemas/UasId'  
 daaEventsInfo:  
 type: array  
 items:  
 \$ref: '#/components/schemas/DAAEvent'  
 minItems: 1  
 required:  
 - uasId  
 - daaEventsInfo

DAAEvent:

description: Represents a DAA event related information.  
 type: object  
 properties:  
 uasId:  
 \$ref: 'TS29257\_UAE\_C2OperationModeManagement.yaml#/components/schemas/UasId'  
 uasLocInfo:  
 \$ref: 'TS29122\_MonitoringEvent.yaml#/components/schemas/LocationInfo'  
 alert:  
 \$ref: '#/components/schemas/Alert'  
 entryTime:  
 \$ref: 'TS29122\_CommonData.yaml#/components/schemas/DateTime'  
 exitTime:  
 \$ref: 'TS29122\_CommonData.yaml#/components/schemas/DateTime'  
 required:  
 - uasId  
 - uasLocInfo

DAATriggerThresholds:

description: Represents the threshold(s) used to trigger LDGS-based DAA.  
 type: object  
 properties:  
 upperDistThresh:  
 \$ref: 'TS29257\_UAE\_UAVDynamicInfo.yaml#/components/schemas/UavDistance'  
 lowerDistThresh:  
 \$ref: 'TS29257\_UAE\_UAVDynamicInfo.yaml#/components/schemas/UavDistance'  
 anyOf:  
 - required: [upperDistThresh]  
 - required: [lowerDistThresh]

# SIMPLE DATA TYPES

#

#

# ENUMERATIONS

#

DAAPolConfigStatus:

anyOf:  
 - type: string  
 enum:  
 - SUCCESSFUL  
 - NOT\_SUCCESSFUL  
 - type: string  
 description: >  
 This string provides forward-compatibility with future extensions to the enumeration  
 and is not used to encode content defined in the present version of this API.  
 description: |  
 Represents the DAA Policy configuration completion status.  
 Possible values are:  
 - SUCCESSFUL: Indicates that the DAA Policy configuration was successful.

- NOT\_SUCCESSFUL: Indicates that the DAA Policy configuration was not successful.

**Alert:****anyOf:**

- type: string

**enum:**

- RISK\_OF\_COLLISION
- COLLISION\_DETECTED
- COLLISION\_RESOLVED

- type: string

**description: >**

This string provides forward-compatibility with future extensions to the enumeration and is not used to encode content defined in the present version of this API.

**description: |**

Represents the LDGS-based DAA related alert.

**Possible values are:**

- RISK\_OF\_COLLISION: Indicates that the LDGS-based DAA related alert is risk of collision.
- COLLISION\_DETECTED: Indicates that the LDGS-based DAA related alert is collision detected.
- COLLISION\_RESOLVED: Indicates that the LDGS-based DAA related alert is collision (or risk of collision) resolved.

## A.6 UAE\_UAVDynamicInfo API

openapi: 3.0.0

info:

```
title: UAE Server UAV Dynamic Information Service
version: 1.1.0-alpha.2
description: |
  UAE Server UAV Dynamic Information Service.
  © 2025, 3GPP Organizational Partners (ARIB, ATIS, CCSA, ETSI, TSDSI, TTA, TTC).
  All rights reserved.
```

externalDocs:

```
description: >
  3GPP TS 29.257 V19.4.0; Application layer support for Uncrewed Aerial System (UAS);
  UAS Application Enabler (UAE) Server Services; Stage 3.
url: https://www.3gpp.org/ftp/Specs/archive/29_series/29.257/
```

servers:

```
- url: '{apiRoot}/uae-udi/v1'
  variables:
    apiRoot:
      default: https://example.com
      description: apiRoot as defined in clause 5.2.4 of 3GPP TS 29.122
```

security:

```
- {}
- oAuth2ClientCredentials: []
```

paths:

```
/subscriptions:
  get:
    summary: Retrieve all the active UAV Dynamic Information Subscriptions managed by the UAE
    Server.
    operationId: GetDynUavSubscs
    tags:
      - UAV Dynamic Information Subscriptions (Collection)
    responses:
      '200':
        description: >
          OK. All the active UAV Dynamic Information Subscriptions managed by the UAE Server shall
          be returned.
          When there are no active UAV Dynamic Information Subscriptions at the UAE Server, an
          empty array shall be returned.
        content:
          application/json:
            schema:
              type: array
              items:
                $ref: '#/components/schemas/UAVDynInfoSubsc'
              minItems: 0
      '307':
        $ref: 'TS29122_CommonData.yaml#/components/responses/307'
      '308':
        $ref: 'TS29122_CommonData.yaml#/components/responses/308'
      '400':
        $ref: 'TS29122_CommonData.yaml#/components/responses/400'
      '401':
        $ref: 'TS29122_CommonData.yaml#/components/responses/401'
      '403':
        $ref: 'TS29122_CommonData.yaml#/components/responses/403'
      '404':
        $ref: 'TS29122_CommonData.yaml#/components/responses/404'
      '406':
        $ref: 'TS29122_CommonData.yaml#/components/responses/406'
      '429':
        $ref: 'TS29122_CommonData.yaml#/components/responses/429'
      '500':
        $ref: 'TS29122_CommonData.yaml#/components/responses/500'
      '503':
        $ref: 'TS29122_CommonData.yaml#/components/responses/503'
      default:
        $ref: 'TS29122_CommonData.yaml#/components/responses/default'

  post:
    summary: Request the creation of a UAV Dynamic Information Subscription.
    operationId: CreateDynUavSubsc
```

```

tags:
- UAV Dynamic Information Subscriptions (Collection)
requestBody:
  required: true
  content:
    application/json:
      schema:
        $ref: '#/components/schemas/UAVDynInfoSubsc'
responses:
  '201':
    description: >
      Created. The UAV Dynamic Information Subscription is successfully created and a
      representation of the created Individual UAV Dynamic Information Subscription resource
      shall be returned.
    content:
      application/json:
        schema:
          $ref: '#/components/schemas/UAVDynInfoSubsc'
    headers:
      Location:
        description: >
          Contains the URI of the created Individual UAV Dynamic Information Subscription
          resource.
        required: true
        schema:
          type: string
  '400':
    $ref: 'TS29122_CommonData.yaml#/components/responses/400'
  '401':
    $ref: 'TS29122_CommonData.yaml#/components/responses/401'
  '403':
    $ref: 'TS29122_CommonData.yaml#/components/responses/403'
  '404':
    $ref: 'TS29122_CommonData.yaml#/components/responses/404'
  '411':
    $ref: 'TS29122_CommonData.yaml#/components/responses/411'
  '413':
    $ref: 'TS29122_CommonData.yaml#/components/responses/413'
  '415':
    $ref: 'TS29122_CommonData.yaml#/components/responses/415'
  '429':
    $ref: 'TS29122_CommonData.yaml#/components/responses/429'
  '500':
    $ref: 'TS29122_CommonData.yaml#/components/responses/500'
  '503':
    $ref: 'TS29122_CommonData.yaml#/components/responses/503'
  default:
    $ref: 'TS29122_CommonData.yaml#/components/responses/default'
callbacks:
  UAVDynInfoNotif:
    '{$request.body#/notifUri}':
      post:
        requestBody:
          required: true
          content:
            application/json:
              schema:
                $ref: '#/components/schemas/UAVDynInfoNotif'
  responses:
    '204':
      description: >
        No Content. The UAV Dynamic Information Notification is successfully received
        and Acknowledged.
    '307':
      $ref: 'TS29122_CommonData.yaml#/components/responses/307'
    '308':
      $ref: 'TS29122_CommonData.yaml#/components/responses/308'
    '400':
      $ref: 'TS29122_CommonData.yaml#/components/responses/400'
    '401':
      $ref: 'TS29122_CommonData.yaml#/components/responses/401'
    '403':
      $ref: 'TS29122_CommonData.yaml#/components/responses/403'
    '404':
      $ref: 'TS29122_CommonData.yaml#/components/responses/404'
    '411':
      $ref: 'TS29122_CommonData.yaml#/components/responses/411'
    '413':

```

```

    $ref: 'TS29122_CommonData.yaml#/components/responses/413'
  '415':
    $ref: 'TS29122_CommonData.yaml#/components/responses/415'
  '429':
    $ref: 'TS29122_CommonData.yaml#/components/responses/429'
  '500':
    $ref: 'TS29122_CommonData.yaml#/components/responses/500'
  '503':
    $ref: 'TS29122_CommonData.yaml#/components/responses/503'
  default:
    $ref: 'TS29122_CommonData.yaml#/components/responses/default'

/subscriptions/{subscId}:
  parameters:
    - name: subscId
      in: path
      description: >
        Represents the identifier of the Individual UAV Dynamic Information Subscription resource.
      required: true
      schema:
        type: string

  get:
    summary: Retrieve an existing Individual UAV Dynamic Information Subscription resource.
    operationId: GetIndDynUavSubsc
    tags:
      - Individual UAV Dynamic Information Subscription (Document)
    responses:
      '200':
        description: >
          OK. The representation of the requested Individual UAV Dynamic Information Subscription
          resource shall be returned.
        content:
          application/json:
            schema:
              $ref: '#/components/schemas/UAVDynInfoSubsc'
      '307':
        $ref: 'TS29122_CommonData.yaml#/components/responses/307'
      '308':
        $ref: 'TS29122_CommonData.yaml#/components/responses/308'
      '400':
        $ref: 'TS29122_CommonData.yaml#/components/responses/400'
      '401':
        $ref: 'TS29122_CommonData.yaml#/components/responses/401'
      '403':
        $ref: 'TS29122_CommonData.yaml#/components/responses/403'
      '404':
        $ref: 'TS29122_CommonData.yaml#/components/responses/404'
      '406':
        $ref: 'TS29122_CommonData.yaml#/components/responses/406'
      '429':
        $ref: 'TS29122_CommonData.yaml#/components/responses/429'
      '500':
        $ref: 'TS29122_CommonData.yaml#/components/responses/500'
      '503':
        $ref: 'TS29122_CommonData.yaml#/components/responses/503'
      default:
        $ref: 'TS29122_CommonData.yaml#/components/responses/default'

  put:
    summary: Request the update of an existing Individual UAV Dynamic Information Subscription
    resource.
    operationId: UpdateIndDynUavSubsc
    tags:
      - Individual UAV Dynamic Information Subscription (Document)
    requestBody:
      required: true
      content:
        application/json:
          schema:
            $ref: '#/components/schemas/UAVDynInfoSubsc'
    responses:
      '200':
        description: >
          OK. The Individual UAV Dynamic Information Subscription resource is successfully updated
          and a representation of the updated resource shall be returned in the response body.
        content:
          application/json:

```

```

    schema:
      $ref: '#/components/schemas/UAVDynInfoSubsc'
  '204':
    description: >
      No Content. The Individual UAV Dynamic Information Subscription resource is successfully
      updated and no content is returned in the response body
  '307':
    $ref: 'TS29122_CommonData.yaml#/components/responses/307'
  '308':
    $ref: 'TS29122_CommonData.yaml#/components/responses/308'
  '400':
    $ref: 'TS29122_CommonData.yaml#/components/responses/400'
  '401':
    $ref: 'TS29122_CommonData.yaml#/components/responses/401'
  '403':
    $ref: 'TS29122_CommonData.yaml#/components/responses/403'
  '404':
    $ref: 'TS29122_CommonData.yaml#/components/responses/404'
  '411':
    $ref: 'TS29122_CommonData.yaml#/components/responses/411'
  '413':
    $ref: 'TS29122_CommonData.yaml#/components/responses/413'
  '415':
    $ref: 'TS29122_CommonData.yaml#/components/responses/415'
  '429':
    $ref: 'TS29122_CommonData.yaml#/components/responses/429'
  '500':
    $ref: 'TS29122_CommonData.yaml#/components/responses/500'
  '503':
    $ref: 'TS29122_CommonData.yaml#/components/responses/503'
  default:
    $ref: 'TS29122_CommonData.yaml#/components/responses/default'

patch:
  summary: Request the modification of an existing Individual UAV Dynamic Information
  Subscription resource.
  operationId: ModifyIndDynUavSubsc
  tags:
    - Individual UAV Dynamic Information Subscription (Document)
  requestBody:
    required: true
    content:
      application/merge-patch+json:
        schema:
          $ref: '#/components/schemas/UAVDynInfoSubscPatch'
  responses:
    '200':
      description: >
        OK. The Individual UAV Dynamic Information Subscription resource is successfully
        modified and a representation of the updated resource shall be returned in the response
        body.
      content:
        application/json:
          schema:
            $ref: '#/components/schemas/UAVDynInfoSubsc'
    '204':
      description: >
        No Content. The Individual UAV Dynamic Information Subscription resource is successfully
        modified and no content is returned in the response body
    '307':
      $ref: 'TS29122_CommonData.yaml#/components/responses/307'
    '308':
      $ref: 'TS29122_CommonData.yaml#/components/responses/308'
    '400':
      $ref: 'TS29122_CommonData.yaml#/components/responses/400'
    '401':
      $ref: 'TS29122_CommonData.yaml#/components/responses/401'
    '403':
      $ref: 'TS29122_CommonData.yaml#/components/responses/403'
    '404':
      $ref: 'TS29122_CommonData.yaml#/components/responses/404'
    '411':
      $ref: 'TS29122_CommonData.yaml#/components/responses/411'
    '413':
      $ref: 'TS29122_CommonData.yaml#/components/responses/413'
    '415':
      $ref: 'TS29122_CommonData.yaml#/components/responses/415'
    '429':

```

```

    $ref: 'TS29122_CommonData.yaml#/components/responses/429'
  '500':
    $ref: 'TS29122_CommonData.yaml#/components/responses/500'
  '503':
    $ref: 'TS29122_CommonData.yaml#/components/responses/503'
  default:
    $ref: 'TS29122_CommonData.yaml#/components/responses/default'

delete:
  summary: Request the deletion of an existing Individual UAV Dynamic Information Subscription
  resource.
  operationId: DeleteIndDynUavSubsc
  tags:
  - Individual UAV Dynamic Information Subscription (Document)
  responses:
    '204':
      description: >
        No Content. The Individual UAV Dynamic Information Subscription resource is successfully
        deleted.
    '307':
      $ref: 'TS29122_CommonData.yaml#/components/responses/307'
    '308':
      $ref: 'TS29122_CommonData.yaml#/components/responses/308'
    '400':
      $ref: 'TS29122_CommonData.yaml#/components/responses/400'
    '401':
      $ref: 'TS29122_CommonData.yaml#/components/responses/401'
    '403':
      $ref: 'TS29122_CommonData.yaml#/components/responses/403'
    '404':
      $ref: 'TS29122_CommonData.yaml#/components/responses/404'
    '429':
      $ref: 'TS29122_CommonData.yaml#/components/responses/429'
    '500':
      $ref: 'TS29122_CommonData.yaml#/components/responses/500'
    '503':
      $ref: 'TS29122_CommonData.yaml#/components/responses/503'
  default:
    $ref: 'TS29122_CommonData.yaml#/components/responses/default'

components:
  securitySchemes:
    oAuth2ClientCredentials:
      type: oauth2
      flows:
        clientCredentials:
          tokenUrl: '{tokenUrl}'
          scopes: {}

  schemas:

#
# STRUCTURED DATA TYPES
#

UAVDynInfoSubsc:
  description: >
    Represents a UAV Dynamic Information Subscription.
  type: object
  properties:
    uavId:
      $ref: 'TS29257_UAE_C2OperationModeManagement.yaml#/components/schemas/UavId'
    proxRangInfo:
      $ref: '#/components/schemas/ProxRangInfo'
    notifUri:
      $ref: 'TS29122_CommonData.yaml#/components/schemas/Uri'
    suppFeat:
      $ref: 'TS29571_CommonData.yaml#/components/schemas/SupportedFeatures'
  required:
  - uavId
  - proxRangInfo
  - notifUri

UAVDynInfoSubscPatch:
  description: >
    Represents the requested modifications to a UAV Dynamic Information Subscription.
  type: object

```

```
properties:
  proxRangInfo:
    $ref: '#/components/schemas/ProxRangInfo'
  notifUri:
    $ref: 'TS29122_CommonData.yaml#/components/schemas/Uri'

UAVDynInfoNotif:
  description: >
    Represents a UAV Dynamic Information Notification.
  type: object
  properties:
    subscId:
      type: string
    hostUavLoc:
      $ref: 'TS29122_MonitoringEvent.yaml#/components/schemas/LocationInfo'
    uavsInfo:
      type: array
      items:
        $ref: '#/components/schemas/UavInfo'
      minItems: 1
  required:
    - subscId
    - hostUavLoc
    - uavsInfo

ProxRangInfo:
  description: >
    Represents the proximity range information.
  type: object
  properties:
    range:
      type: number
      format: double
      minimum: 0
    rangeInfo:
      type: string
  anyOf:
    - required: [range]
    - required: [rangeInfo]

UavInfo:
  description: >
    Represents the UAV information related to the UAV detection in an application defined
    proximity range.
  type: object
  properties:
    nearbyUavId:
      $ref: 'TS29257_UAE_C2OperationModeManagement.yaml#/components/schemas/UavId'
    nearbyUavLoc:
      $ref: 'TS29122_MonitoringEvent.yaml#/components/schemas/LocationInfo'
    nearbyUavDist:
      $ref: '#/components/schemas/UavDistance'
  required:
    - nearbyUavId
    - nearbyUavLoc
    - nearbyUavDist

# SIMPLE DATA TYPES
#

UavDistance:
  description: >
    Represents the linear distance between two UAVs.
  type: number
  format: double
  minimum: 0

#
# ENUMERATIONS
#
```

## A.7 UAE\_FlightPathMonitoring API

openapi: 3.0.0

info:

```
title: UAE Server Flight Path Monitoring Service
version: 1.0.0-alpha.4
description: |
  UAE Server Flight Path Monitoring Service.
  © 2025, 3GPP Organizational Partners (ARIB, ATIS, CCSA, ETSI, TSDSI, TTA, TTC).
  All rights reserved.
```

externalDocs:

```
description: >
  3GPP TS 29.257 V19.4.0; Application layer support for Uncrewed Aerial System (UAS);
  UAS Application Enabler (UAE) Server Services; Stage 3.
url: https://www.3gpp.org/ftp/Specs/archive/29_series/29.257/
```

servers:

```
- url: '{apiRoot}/uae-fpm/v1'
  variables:
    apiRoot:
      default: https://example.com
      description: apiRoot as defined in clause 5.2.4 of 3GPP TS 29.122
```

security:

```
- {}
- oAuth2ClientCredentials: []
```

paths:

```
/configurations:
  get:
    summary: Retrieve all the active Flight Path Monitoring Configurations managed by the UAE
    Server.
    operationId: FlightPathMonConfigs
    tags:
      - Flight Path Monitoring Configurations (Collection)
    responses:
      '200':
        description: >
          OK. All the active Flight Path Monitoring Configurations managed by the UAE Server shall
          be returned.
          When there are no active Flight Path Monitoring Configurations at the UAE Server, an
          empty array shall be returned.
        content:
          application/json:
            schema:
              type: array
              items:
                $ref: '#/components/schemas/FlightPathMonConfig'
              minItems: 0
      '307':
        $ref: 'TS29122_CommonData.yaml#/components/responses/307'
      '308':
        $ref: 'TS29122_CommonData.yaml#/components/responses/308'
      '400':
        $ref: 'TS29122_CommonData.yaml#/components/responses/400'
      '401':
        $ref: 'TS29122_CommonData.yaml#/components/responses/401'
      '403':
        $ref: 'TS29122_CommonData.yaml#/components/responses/403'
      '404':
        $ref: 'TS29122_CommonData.yaml#/components/responses/404'
      '406':
        $ref: 'TS29122_CommonData.yaml#/components/responses/406'
      '429':
        $ref: 'TS29122_CommonData.yaml#/components/responses/429'
      '500':
        $ref: 'TS29122_CommonData.yaml#/components/responses/500'
      '503':
        $ref: 'TS29122_CommonData.yaml#/components/responses/503'
      default:
        $ref: 'TS29122_CommonData.yaml#/components/responses/default'

  post:
    summary: Request the creation of a Flight Path Monitoring Configuration.
    operationId: CreateFlightPathMonConfig
```

```

tags:
- Flight Path Monitoring Configurations (Collection)
requestBody:
  required: true
  content:
    application/json:
      schema:
        $ref: '#/components/schemas/FlightPathMonConfigReq'
responses:
  '201':
    description: >
      Created. The Flight Path Monitoring Configuration is successfully created and a
      representation of the created Individual Flight Path Monitoring Configuration resource
      shall be returned.
    content:
      application/json:
        schema:
          $ref: '#/components/schemas/FlightPathMonConfigResp'
    headers:
      Location:
        description: >
          Contains the URI of the created Individual Flight Path Monitoring Configuration
          resource.
        required: true
        schema:
          type: string
  '400':
    $ref: 'TS29122_CommonData.yaml#/components/responses/400'
  '401':
    $ref: 'TS29122_CommonData.yaml#/components/responses/401'
  '403':
    $ref: 'TS29122_CommonData.yaml#/components/responses/403'
  '404':
    $ref: 'TS29122_CommonData.yaml#/components/responses/404'
  '411':
    $ref: 'TS29122_CommonData.yaml#/components/responses/411'
  '413':
    $ref: 'TS29122_CommonData.yaml#/components/responses/413'
  '415':
    $ref: 'TS29122_CommonData.yaml#/components/responses/415'
  '429':
    $ref: 'TS29122_CommonData.yaml#/components/responses/429'
  '500':
    $ref: 'TS29122_CommonData.yaml#/components/responses/500'
  '503':
    $ref: 'TS29122_CommonData.yaml#/components/responses/503'
  default:
    $ref: 'TS29122_CommonData.yaml#/components/responses/default'
callbacks:
  FlightPathMonConfigCompNotif:
    '{$request.body#/monConfig/notifUri}/notify-comp':
      post:
        requestBody:
          required: true
          content:
            application/json:
              schema:
                $ref: '#/components/schemas/FlightPathMonConfigNotif'
responses:
  '204':
    description: >
      No Content. The Flight Path Monitoring Configuration Completion Status
      Notification is successfully received and acknowledged.
  '307':
    $ref: 'TS29122_CommonData.yaml#/components/responses/307'
  '308':
    $ref: 'TS29122_CommonData.yaml#/components/responses/308'
  '400':
    $ref: 'TS29122_CommonData.yaml#/components/responses/400'
  '401':
    $ref: 'TS29122_CommonData.yaml#/components/responses/401'
  '403':
    $ref: 'TS29122_CommonData.yaml#/components/responses/403'
  '404':
    $ref: 'TS29122_CommonData.yaml#/components/responses/404'
  '411':
    $ref: 'TS29122_CommonData.yaml#/components/responses/411'
  '413':
    $ref: 'TS29122_CommonData.yaml#/components/responses/413'

```

```

    $ref: 'TS29122_CommonData.yaml#/components/responses/413'
  '415':
    $ref: 'TS29122_CommonData.yaml#/components/responses/415'
  '429':
    $ref: 'TS29122_CommonData.yaml#/components/responses/429'
  '500':
    $ref: 'TS29122_CommonData.yaml#/components/responses/500'
  '503':
    $ref: 'TS29122_CommonData.yaml#/components/responses/503'
  default:
    $ref: 'TS29122_CommonData.yaml#/components/responses/default'
FlightPathMonEventsNotif:
  '{ $request.body#/monConfig/notifUri }/notify-events':
    post:
      requestBody:
        required: true
        content:
          application/json:
            schema:
              $ref: '#/components/schemas/FlightPathMonNotif'
      responses:
        '204':
          description: >
            No Content. The Flight Path Monitoring Events Notification is successfully
            received and acknowledged.
        '307':
          $ref: 'TS29122_CommonData.yaml#/components/responses/307'
        '308':
          $ref: 'TS29122_CommonData.yaml#/components/responses/308'
        '400':
          $ref: 'TS29122_CommonData.yaml#/components/responses/400'
        '401':
          $ref: 'TS29122_CommonData.yaml#/components/responses/401'
        '403':
          $ref: 'TS29122_CommonData.yaml#/components/responses/403'
        '404':
          $ref: 'TS29122_CommonData.yaml#/components/responses/404'
        '411':
          $ref: 'TS29122_CommonData.yaml#/components/responses/411'
        '413':
          $ref: 'TS29122_CommonData.yaml#/components/responses/413'
        '415':
          $ref: 'TS29122_CommonData.yaml#/components/responses/415'
        '429':
          $ref: 'TS29122_CommonData.yaml#/components/responses/429'
        '500':
          $ref: 'TS29122_CommonData.yaml#/components/responses/500'
        '503':
          $ref: 'TS29122_CommonData.yaml#/components/responses/503'
        default:
          $ref: 'TS29122_CommonData.yaml#/components/responses/default'

/configurations/{configId}:
  parameters:
    - name: configId
      in: path
      description: >
        Represents the identifier of the Individual Flight Path Monitoring Configuration resource.
      required: true
      schema:
        type: string

  get:
    summary: Retrieve an existing Individual Flight Path Monitoring Configuration resource.
    operationId: GetIndFlightPathMonConfig
    tags:
      - Individual Flight Path Monitoring Configuration (Document)
    responses:
      '200':
        description: >
          OK. The requested Individual Flight Path Monitoring Configuration resource shall be
          returned.
        content:
          application/json:
            schema:
              $ref: '#/components/schemas/FlightPathMonConfig'
      '307':

```

```

    $ref: 'TS29122_CommonData.yaml#/components/responses/307'
  '308':
    $ref: 'TS29122_CommonData.yaml#/components/responses/308'
  '400':
    $ref: 'TS29122_CommonData.yaml#/components/responses/400'
  '401':
    $ref: 'TS29122_CommonData.yaml#/components/responses/401'
  '403':
    $ref: 'TS29122_CommonData.yaml#/components/responses/403'
  '404':
    $ref: 'TS29122_CommonData.yaml#/components/responses/404'
  '406':
    $ref: 'TS29122_CommonData.yaml#/components/responses/406'
  '429':
    $ref: 'TS29122_CommonData.yaml#/components/responses/429'
  '500':
    $ref: 'TS29122_CommonData.yaml#/components/responses/500'
  '503':
    $ref: 'TS29122_CommonData.yaml#/components/responses/503'
  default:
    $ref: 'TS29122_CommonData.yaml#/components/responses/default'

```

put:

summary: Request the update of an existing Individual Flight Path Monitoring Configuration resource.

operationId: UpdateIndFlightPathMonConfig

tags:

- Individual Flight Path Monitoring Configuration (Document)

requestBody:

required: true

content:

application/json:

schema:

\$ref: '#/components/schemas/FlightPathMonConfig'

responses:

'200':

description: >

OK. The Individual Flight Path Monitoring Configuration resource is successfully updated and representation of the updated resource shall be returned in the response body.

content:

application/json:

schema:

\$ref: '#/components/schemas/FlightPathMonConfig'

'204':

description: >

No Content. The Individual Flight Path Monitoring Configuration resource is successfully updated and no content is returned in the response body.

'307':

\$ref: 'TS29122\_CommonData.yaml#/components/responses/307'

'308':

\$ref: 'TS29122\_CommonData.yaml#/components/responses/308'

'400':

\$ref: 'TS29122\_CommonData.yaml#/components/responses/400'

'401':

\$ref: 'TS29122\_CommonData.yaml#/components/responses/401'

'403':

\$ref: 'TS29122\_CommonData.yaml#/components/responses/403'

'404':

\$ref: 'TS29122\_CommonData.yaml#/components/responses/404'

'411':

\$ref: 'TS29122\_CommonData.yaml#/components/responses/411'

'413':

\$ref: 'TS29122\_CommonData.yaml#/components/responses/413'

'415':

\$ref: 'TS29122\_CommonData.yaml#/components/responses/415'

'429':

\$ref: 'TS29122\_CommonData.yaml#/components/responses/429'

'500':

\$ref: 'TS29122\_CommonData.yaml#/components/responses/500'

'503':

\$ref: 'TS29122\_CommonData.yaml#/components/responses/503'

default:

\$ref: 'TS29122\_CommonData.yaml#/components/responses/default'

patch:

summary: Request the modification of an existing Individual Flight Path Monitoring Configuration resource.

operationId: ModifyIndFlightPathMonConfig

```

tags:
- Individual Flight Path Monitoring Configuration (Document)
requestBody:
  required: true
  content:
    application/merge-patch+json:
      schema:
        $ref: '#/components/schemas/FlightPathMonConfigPatch'
responses:
  '200':
    description: >
      OK. The Individual Flight Path Monitoring Configuration resource is successfully
      modified and arepresentation of the updated resource shall be returned in the response
      body.
    content:
      application/json:
        schema:
          $ref: '#/components/schemas/FlightPathMonConfig'
  '204':
    description: >
      No Content. The Individual Flight Path Monitoring Configuration resource is successfully
      modified and no content is returned in the response body.
  '307':
    $ref: 'TS29122_CommonData.yaml#/components/responses/307'
  '308':
    $ref: 'TS29122_CommonData.yaml#/components/responses/308'
  '400':
    $ref: 'TS29122_CommonData.yaml#/components/responses/400'
  '401':
    $ref: 'TS29122_CommonData.yaml#/components/responses/401'
  '403':
    $ref: 'TS29122_CommonData.yaml#/components/responses/403'
  '404':
    $ref: 'TS29122_CommonData.yaml#/components/responses/404'
  '411':
    $ref: 'TS29122_CommonData.yaml#/components/responses/411'
  '413':
    $ref: 'TS29122_CommonData.yaml#/components/responses/413'
  '415':
    $ref: 'TS29122_CommonData.yaml#/components/responses/415'
  '429':
    $ref: 'TS29122_CommonData.yaml#/components/responses/429'
  '500':
    $ref: 'TS29122_CommonData.yaml#/components/responses/500'
  '503':
    $ref: 'TS29122_CommonData.yaml#/components/responses/503'
  default:
    $ref: 'TS29122_CommonData.yaml#/components/responses/default'

delete:
  summary: Request the deletion of an existing Individual Flight Path Monitoring Configuration
  resource.
  operationId: DeleteIndFlightPathMonConfig
  tags:
  - Individual Flight Path Monitoring Configuration (Document)
  responses:
    '204':
      description: >
        No Content. The Individual Flight Path Monitoring Configuration resource is successfully
        deleted.
    '307':
      $ref: 'TS29122_CommonData.yaml#/components/responses/307'
    '308':
      $ref: 'TS29122_CommonData.yaml#/components/responses/308'
    '400':
      $ref: 'TS29122_CommonData.yaml#/components/responses/400'
    '401':
      $ref: 'TS29122_CommonData.yaml#/components/responses/401'
    '403':
      $ref: 'TS29122_CommonData.yaml#/components/responses/403'
    '404':
      $ref: 'TS29122_CommonData.yaml#/components/responses/404'
    '429':
      $ref: 'TS29122_CommonData.yaml#/components/responses/429'
    '500':
      $ref: 'TS29122_CommonData.yaml#/components/responses/500'
    '503':
      $ref: 'TS29122_CommonData.yaml#/components/responses/503'

```

```

    default:
      $ref: 'TS29122_CommonData.yaml#/components/responses/default'

components:
  securitySchemes:
    oAuth2ClientCredentials:
      type: oauth2
      flows:
        clientCredentials:
          tokenUrl: '{tokenUrl}'
          scopes: {}

  schemas:

#
# STRUCTURED DATA TYPES
#

FlightPathMonConfigReq:
  description: >
    Represents the parameters to request the creation of a Flight Path Monitoring Configuration.
  type: object
  properties:
    requestorId:
      $ref: 'TS29122_CommonData.yaml#/components/schemas/Uri'
    monConfig:
      $ref: '#/components/schemas/FlightPathMonConfig'
    suppFeat:
      $ref: 'TS29571_CommonData.yaml#/components/schemas/SupportedFeatures'
  required:
    - requestorId
    - monConfig

FlightPathMonConfigResp:
  description: >
    Represents the response to a Flight Path Monitoring Configuration creation request.
  type: object
  properties:
    monConfig:
      $ref: '#/components/schemas/FlightPathMonConfig'
    suppFeat:
      $ref: 'TS29571_CommonData.yaml#/components/schemas/SupportedFeatures'
  required:
    - monConfig

FlightPathMonConfig:
  description: Represents a Flight Path Monitoring Configuration.
  type: object
  properties:
    uasId:
      $ref: 'TS29257_UAE_C2OperationModeManagement.yaml#/components/schemas/UasId'
    notifUri:
      $ref: 'TS29122_CommonData.yaml#/components/schemas/Uri'
    paramsUuPc5:
      $ref: '#/components/schemas/FlightPathMonConfigParams'
    paramsPc5:
      $ref: '#/components/schemas/FlightPathMonConfigParams'
  anyOf:
    - required: [paramsUuPc5]
    - required: [paramsPc5]

FlightPathMonConfigPatch:
  description: >
    Represents the parameters to request the modification of a Flight Path Monitoring Configuration.
  type: object
  properties:
    notifUri:
      $ref: 'TS29122_CommonData.yaml#/components/schemas/Uri'
    paramsUuPc5:
      $ref: '#/components/schemas/FlightPathMonConfigParamsRm'
    paramsPc5:
      $ref: '#/components/schemas/FlightPathMonConfigParamsRm'

FlightPathMonConfigParams:
  description: Represents the flight path monitoring configuration parameters.
  type: object

```

```

properties:
  qosParams:
    $ref: '#/components/schemas/QoSThresholds'
  qoeParams:
    $ref: '#/components/schemas/QoEThresholds'
  validity:
    $ref: 'TS29122_CommonData.yaml#/components/schemas/TimeWindow'
  waypointsList:
    type: array
    items:
      $ref: '#/components/schemas/Waypoint'
    minItems: 1
  area:
    $ref: 'TS29257_UAE_ChangeUSSManagement.yaml#/components/schemas/ServArea'
  repReqs:
    $ref: 'TS29523_Npcf_EventExposure.yaml#/components/schemas/ReportingInformation'
  endOfSessRepInd:
    type: boolean
    default: false
    description: >
      Indicates whether the flight path monitoring event(s) reporting shall be done only when
      the session with the UAE Client ends (e.g., when the flight mission of the UAS is over).
      true indicates that the flight path monitoring event(s) reporting shall be done only
      when the session with the UAE Client ends.
      false indicates that the flight path monitoring event(s) reporting shall be done only
      when the session with the UAE Client ends.
      The default value is "false" when this attribute is omitted.
  anyOf:
    - required: [qosParams]
    - required: [qoeParams]
    - required: [validity]
    - required: [waypointsList]
    - required: [area]
    - required: [repReqs]
    - required: [endOfSessRepInd]

FlightPathMonConfigParamsRm:
  description: >
    Represents the flight path monitoring configuration parameters.
    This data type is defined in the same way as the FlightPathMonConfigParams data type but
    with the OpenAPI nullable property set to true.
  type: object
  properties:
    qosParams:
      $ref: 'TS29257_UAE_C2OperationModeManagement.yaml#/components/schemas/C2LinkQualityThrlds'
    validity:
      $ref: 'TS29122_CommonData.yaml#/components/schemas/TimeWindow'
    waypointsList:
      type: array
      items:
        $ref: '#/components/schemas/Waypoint'
      minItems: 1
    area:
      $ref: 'TS29257_UAE_ChangeUSSManagement.yaml#/components/schemas/ServArea'
    repReqs:
      $ref: 'TS29523_Npcf_EventExposure.yaml#/components/schemas/ReportingInformation'
    endOfSessRepInd:
      type: boolean
      default: false
      description: >
        Indicates whether the flight path monitoring event(s) reporting shall be done only when
        the session with the UAE Client ends (e.g., when the flight mission of the UAS is over).
        true indicates that the flight path monitoring event(s) reporting shall be done only
        when the session with the UAE Client ends.
        false indicates that the flight path monitoring event(s) reporting shall be done only
        when the session with the UAE Client ends.
        The default value is "false" when this attribute is omitted.
  nullable: true
  anyOf:
    - required: [qosParams]
    - required: [validity]
    - required: [waypointsList]
    - required: [area]
    - required: [repReqs]
    - required: [endOfSessRepInd]

Waypoint:
  description: Represents a waypoint along a flight path.

```

```

    type: object
    properties:
      location:
        $ref: 'TS29572_Nlmf_Location.yaml#/components/schemas/GeographicArea'
      time:
        $ref: 'TS29122_CommonData.yaml#/components/schemas/DateTime'
    required:
      - location
      - time

FlightPathMonConfigNotif:
  description: >
    Represents a Flight Path Monitoring Configuration Completion Status Notification.
  type: object
  properties:
    status:
      $ref: '#/components/schemas/FlightPathMonConfigStatus'
  required:
    - status

FlightPathMonNotif:
  description: Represents a Flight Path Monitoring Events Notification.
  type: object
  properties:
    configId:
      type: string
    reportsUuPc5:
      type: array
      items:
        $ref: '#/components/schemas/FlightPathMonEventInfo'
      minItems: 1
    reportsPc5:
      type: array
      items:
        $ref: '#/components/schemas/FlightPathMonEventInfo'
      minItems: 1
  required:
    - configId
  anyOf:
    - required: [reportsUuPc5]
    - required: [reportsPc5]

FlightPathMonEventInfo:
  description: Represents a Flight Path Monitoring Event report.
  type: object
  properties:
    event:
      $ref: '#/components/schemas/FlightPathMonEvent'
    timestamp:
      $ref: 'TS29122_CommonData.yaml#/components/schemas/DateTime'
    location:
      $ref: 'TS29122_MonitoringEvent.yaml#/components/schemas/LocationInfo'
  required:
    - event

QoSThresholds:
  description: >
    Represents QoS thresholds for flight path monitoring.
  type: object
  properties:
    minLatency:
      $ref: 'TS29571_CommonData.yaml#/components/schemas/UInteger'
    avgLatency:
      $ref: 'TS29571_CommonData.yaml#/components/schemas/UInteger'
    maxLatency:
      $ref: 'TS29571_CommonData.yaml#/components/schemas/UInteger'
    minBitRate:
      $ref: 'TS29571_CommonData.yaml#/components/schemas/BitRate'
    avgBitRate:
      $ref: 'TS29571_CommonData.yaml#/components/schemas/BitRate'
    maxBitRate:
      $ref: 'TS29571_CommonData.yaml#/components/schemas/BitRate'
    minPackLossRate:
      $ref: 'TS29571_CommonData.yaml#/components/schemas/PacketLossRate'
    avgPackLossRate:
      $ref: 'TS29571_CommonData.yaml#/components/schemas/PacketLossRate'
    maxPackLossRate:
      $ref: 'TS29571_CommonData.yaml#/components/schemas/PacketLossRate'

```

```

    minJitter:
      $ref: 'TS29571_CommonData.yaml#/components/schemas/Uint32'
    avgJitter:
      $ref: 'TS29571_CommonData.yaml#/components/schemas/Uint32'
    maxJitter:
      $ref: 'TS29571_CommonData.yaml#/components/schemas/Uint32'
  anyOf:
    - required: [minLatency]
    - required: [avgLatency]
    - required: [maxLatency]
    - required: [minBitRate]
    - required: [avgBitRate]
    - required: [maxBitRate]
    - required: [minPackLossRate]
    - required: [avgPackLossRate]
    - required: [maxPackLossRate]
    - required: [minJitter]
    - required: [avgJitter]
    - required: [maxJitter]

QoEThresholds:
  description: >
    Represents QoE thresholds for flight path monitoring.
  type: object
  properties:
    distDev:
      type: number
      format: double
      minimum: 0
    timeDev:
      $ref: 'TS29571_CommonData.yaml#/components/schemas/UInteger'
  anyOf:
    - required: [distance]
    - required: [timeDev]

# SIMPLE DATA TYPES
#

#
# ENUMERATIONS
#

FlightPathMonConfigStatus:
  anyOf:
    - type: string
      enum:
        - SUCCESSFUL
        - FAILED
    - type: string
      description: >
        This string provides forward-compatibility with future extensions to the enumeration
        and is not used to encode content defined in the present version of this API.
  description: |
    Represents the Flight Path Monitoring configuration completion status.
    Possible values are:
    - SUCCESSFUL: Indicates that the Flight Path Monitoring Configuration was successful.
    - FAILED: Indicates that the Flight Path Monitoring Configuration failed.

FlightPathMonEvent:
  anyOf:
    - type: string
      enum:
        - QOS
        - QOE
        - WAYPOINT
        - AREA
    - type: string
      description: >
        This string provides forward-compatibility with future extensions to the enumeration
        and is not used to encode content defined in the present version of this API.
  description: |
    Represents the Flight Path Monitoring event.
    Possible values are:
    - QOS: Indicates that the Flight Path Monitoring event is a QoS event.
    - QOE: Indicates that the Flight Path Monitoring event is a QoE event.
    - WAYPOINT: Indicates that the Flight Path Monitoring event is a waypoint event.
    - AREA: Indicates that the Flight Path Monitoring event is an area event.

```

## A.8 UAE\_FlightRouteSupport API

openapi: 3.0.0

info:

```
title: UAE Server Flight Route Support Service
version: 1.0.0-alpha.2
description: |
  UAE Server Flight Route Support Service.
  © 2025, 3GPP Organizational Partners (ARIB, ATIS, CCSA, ETSI, TSDSI, TTA, TTC).
  All rights reserved.
```

externalDocs:

```
description: >
  3GPP TS 29.257 V19.2.0; Application layer support for Uncrewed Aerial System (UAS);
  UAS Application Enabler (UAE) Server Services; Stage 3.
url: https://www.3gpp.org/ftp/Specs/archive/29_series/29.257/
```

servers:

```
- url: '{apiRoot}/uae-frs/v1'
  variables:
    apiRoot:
      default: https://example.com
      description: apiRoot as defined in clause 5.2.4 of 3GPP TS 29.122.
```

security:

```
- {}
- oAuth2ClientCredentials: []
```

paths:

```
/fr-request:
  post:
    summary: Request the flight route plan.
    operationId: FlightRouteRequest
    tags:
      - FlightRouteRequest
    requestBody:
      required: true
      content:
        application/json:
          schema:
            $ref: '#/components/schemas/FlightRouteReq'
    responses:
      '200':
        description: >
          OK. The flight route request is successfully received and processed, and the requested
          flight route plan and the related information are returned in the response body.
        content:
          application/json:
            schema:
              $ref: '#/components/schemas/FlightRouteResp'
      '307':
        $ref: 'TS29122_CommonData.yaml#/components/responses/307'
      '308':
        $ref: 'TS29122_CommonData.yaml#/components/responses/308'
      '400':
        $ref: 'TS29122_CommonData.yaml#/components/responses/400'
      '401':
        $ref: 'TS29122_CommonData.yaml#/components/responses/401'
      '403':
        $ref: 'TS29122_CommonData.yaml#/components/responses/403'
      '404':
        $ref: 'TS29122_CommonData.yaml#/components/responses/404'
      '411':
        $ref: 'TS29122_CommonData.yaml#/components/responses/411'
      '413':
        $ref: 'TS29122_CommonData.yaml#/components/responses/413'
      '415':
        $ref: 'TS29122_CommonData.yaml#/components/responses/415'
      '429':
        $ref: 'TS29122_CommonData.yaml#/components/responses/429'
      '500':
        $ref: 'TS29122_CommonData.yaml#/components/responses/500'
      '503':
        $ref: 'TS29122_CommonData.yaml#/components/responses/503'
    default:
      $ref: 'TS29122_CommonData.yaml#/components/responses/default'
```

```

components:
  securitySchemes:
    oAuth2ClientCredentials:
      type: oauth2
      flows:
        clientCredentials:
          tokenUrl: '{tokenUrl}'
          scopes: {}

  schemas:

#
# STRUCTURED DATA TYPES
#

FlightRouteReq:
  description: >
    Represents a flight route request.
  type: object
  properties:
    requestorId:
      $ref: 'TS29122_CommonData.yaml#/components/schemas/Uri'
    uavId:
      $ref: 'TS29257_UAE_C2OperationModeManagement.yaml#/components/schemas/UavId'
    flightChars:
      $ref: '#/components/schemas/FlightChars'
    suppFeat:
      $ref: 'TS29571_CommonData.yaml#/components/schemas/SupportedFeatures'
  required:
    - requestorId
    - uavId
    - flightChars

FlightRouteResp:
  description: >
    Represents a flight route response.
  type: object
  properties:
    frWaypointsList:
      type: array
      items:
        $ref: 'TS29257_UAE_FlightPathMonitoring.yaml#/components/schemas/Waypoint'
      minItems: 1
    suppFeat:
      $ref: 'TS29571_CommonData.yaml#/components/schemas/SupportedFeatures'
  anyOf:
    - required: [frWaypointsList]

FlightChars:
  description: Represents the flight characteristics.
  type: object
  properties:
    flightStart:
      $ref: 'TS29257_UAE_FlightPathMonitoring.yaml#/components/schemas/Waypoint'
    flightEnd:
      $ref: 'TS29257_UAE_FlightPathMonitoring.yaml#/components/schemas/Waypoint'
    reqMinQos:
      $ref: 'TS29257_UAE_C2OperationModeManagement.yaml#/components/schemas/C2LinkQualityThrlds'
    servAvail:
      type: integer
      minimum: 0
      maximum: 100
    shortestRouteInd:
      type: boolean
      default: false
  description: >
    Indicates whether the shortest route is needed for the flight.
    true indicates that the shortest route is needed for the flight.
    false indicates that the shortest route is not needed for the flight.
    The default value is false if this attribute is omitted.
  required:
    - flightStart
    - flightEnd
    - reqMinQos

```

```
# SIMPLE DATA TYPES
#
#
# ENUMERATIONS
#
```

## A.9 UAE\_NTZManagement API

openapi: 3.0.0

info:

```

title: UAE Server NTZ Management Service
version: 1.0.0-alpha.4
description: |
  UAE Server NTZ Management Service.
  © 2025, 3GPP Organizational Partners (ARIB, ATIS, CCSA, ETSI, TSDSI, TTA, TTC).
  All rights reserved.

```

externalDocs:

```

description: >
  3GPP TS 29.257 V19.4.0; Application layer support for Uncrewed Aerial System (UAS);
  UAS Application Enabler (UAE) Server Services; Stage 3.
url: https://www.3gpp.org/ftp/Specs/archive/29_series/29.257/

```

servers:

```

- url: '{apiRoot}/uae-ntz/v1'
  variables:
    apiRoot:
      default: https://example.com
      description: apiRoot as defined in clause 5.2.4 of 3GPP TS 29.122

```

security:

```

- {}
- oAuth2ClientCredentials: []

```

paths:

```

/configurations:
  get:
    summary: Retrieve all the active NTZ Configurations managed by the UAE Server.
    operationId: GetNTZConfigs
    tags:
      - NTZ Configurations (Collection)
    responses:
      '200':
        description: >
          OK. All the active NTZ Configurations managed by the UAE Server shall be returned.
          When there are no active NTZ Configurations at the UAE Server, an empty array shall
          be returned.
        content:
          application/json:
            schema:
              type: array
              items:
                $ref: '#/components/schemas/NTZConfig'
              minItems: 0
      '307':
        $ref: 'TS29122_CommonData.yaml#/components/responses/307'
      '308':
        $ref: 'TS29122_CommonData.yaml#/components/responses/308'
      '400':
        $ref: 'TS29122_CommonData.yaml#/components/responses/400'
      '401':
        $ref: 'TS29122_CommonData.yaml#/components/responses/401'
      '403':
        $ref: 'TS29122_CommonData.yaml#/components/responses/403'
      '404':
        $ref: 'TS29122_CommonData.yaml#/components/responses/404'
      '406':
        $ref: 'TS29122_CommonData.yaml#/components/responses/406'
      '429':
        $ref: 'TS29122_CommonData.yaml#/components/responses/429'
      '500':
        $ref: 'TS29122_CommonData.yaml#/components/responses/500'
      '503':
        $ref: 'TS29122_CommonData.yaml#/components/responses/503'
    default:
      $ref: 'TS29122_CommonData.yaml#/components/responses/default'

  post:
    summary: Request the creation of an NTZ Configuration.
    operationId: CreateNTZConfig
    tags:
      - NTZ Configurations (Collection)

```

```

requestBody:
  required: true
  content:
    application/json:
      schema:
        $ref: '#/components/schemas/NTZConfigReq'
responses:
  '201':
    description: >
      Created. The NTZ Configuration is successfully created and a representation of the
      created Individual NTZ Configuration resource shall be returned.
    content:
      application/json:
        schema:
          $ref: '#/components/schemas/NTZConfigResp'
    headers:
      Location:
        description: >
          Contains the URI of the created Individual NTZ Configuration resource.
        required: true
        schema:
          type: string
  '400':
    $ref: 'TS29122_CommonData.yaml#/components/responses/400'
  '401':
    $ref: 'TS29122_CommonData.yaml#/components/responses/401'
  '403':
    $ref: 'TS29122_CommonData.yaml#/components/responses/403'
  '404':
    $ref: 'TS29122_CommonData.yaml#/components/responses/404'
  '411':
    $ref: 'TS29122_CommonData.yaml#/components/responses/411'
  '413':
    $ref: 'TS29122_CommonData.yaml#/components/responses/413'
  '415':
    $ref: 'TS29122_CommonData.yaml#/components/responses/415'
  '429':
    $ref: 'TS29122_CommonData.yaml#/components/responses/429'
  '500':
    $ref: 'TS29122_CommonData.yaml#/components/responses/500'
  '503':
    $ref: 'TS29122_CommonData.yaml#/components/responses/503'
  default:
    $ref: 'TS29122_CommonData.yaml#/components/responses/default'
callbacks:
  NTZConfigCompNotif:
    '{$request.body#/monConfig/notifUri}/notify-comp':
      post:
        requestBody:
          required: true
          content:
            application/json:
              schema:
                $ref: '#/components/schemas/NTZConfigNotif'
        responses:
          '204':
            description: >
              No Content. The NTZ Configuration Completion Status Notification is successfully
              received and acknowledged.
          '307':
            $ref: 'TS29122_CommonData.yaml#/components/responses/307'
          '308':
            $ref: 'TS29122_CommonData.yaml#/components/responses/308'
          '400':
            $ref: 'TS29122_CommonData.yaml#/components/responses/400'
          '401':
            $ref: 'TS29122_CommonData.yaml#/components/responses/401'
          '403':
            $ref: 'TS29122_CommonData.yaml#/components/responses/403'
          '404':
            $ref: 'TS29122_CommonData.yaml#/components/responses/404'
          '411':
            $ref: 'TS29122_CommonData.yaml#/components/responses/411'
          '413':
            $ref: 'TS29122_CommonData.yaml#/components/responses/413'
          '415':
            $ref: 'TS29122_CommonData.yaml#/components/responses/415'
          '429':

```

```

    $ref: 'TS29122_CommonData.yaml#/components/responses/429'
  '500':
    $ref: 'TS29122_CommonData.yaml#/components/responses/500'
  '503':
    $ref: 'TS29122_CommonData.yaml#/components/responses/503'
  default:
    $ref: 'TS29122_CommonData.yaml#/components/responses/default'
NTZEventsNotif:
  '{$request.body#/monConfig/notifUri}/notify-events':
    post:
      requestBody:
        required: true
        content:
          application/json:
            schema:
              $ref: '#/components/schemas/NTZNotif'
      responses:
        '204':
          description: >
            No Content. The NTZ Events Notification is successfully received and
            acknowledged.
        '307':
          $ref: 'TS29122_CommonData.yaml#/components/responses/307'
        '308':
          $ref: 'TS29122_CommonData.yaml#/components/responses/308'
        '400':
          $ref: 'TS29122_CommonData.yaml#/components/responses/400'
        '401':
          $ref: 'TS29122_CommonData.yaml#/components/responses/401'
        '403':
          $ref: 'TS29122_CommonData.yaml#/components/responses/403'
        '404':
          $ref: 'TS29122_CommonData.yaml#/components/responses/404'
        '411':
          $ref: 'TS29122_CommonData.yaml#/components/responses/411'
        '413':
          $ref: 'TS29122_CommonData.yaml#/components/responses/413'
        '415':
          $ref: 'TS29122_CommonData.yaml#/components/responses/415'
        '429':
          $ref: 'TS29122_CommonData.yaml#/components/responses/429'
        '500':
          $ref: 'TS29122_CommonData.yaml#/components/responses/500'
        '503':
          $ref: 'TS29122_CommonData.yaml#/components/responses/503'
        default:
          $ref: 'TS29122_CommonData.yaml#/components/responses/default'

/configurations/{configId}:
  parameters:
    - name: configId
      in: path
      description: >
        Represents the identifier of the Individual NTZ Configuration resource.
      required: true
      schema:
        type: string

  get:
    summary: Retrieve an existing Individual NTZ Configuration resource.
    operationId: GetIndNTZConfig
    tags:
      - Individual NTZ Configuration (Document)
    responses:
      '200':
        description: >
          OK. The requested Individual NTZ Configuration resource shall be returned.
        content:
          application/json:
            schema:
              $ref: '#/components/schemas/NTZConfig'
      '307':
        $ref: 'TS29122_CommonData.yaml#/components/responses/307'
      '308':
        $ref: 'TS29122_CommonData.yaml#/components/responses/308'
      '400':
        $ref: 'TS29122_CommonData.yaml#/components/responses/400'

```

```

'401':
  $ref: 'TS29122_CommonData.yaml#/components/responses/401'
'403':
  $ref: 'TS29122_CommonData.yaml#/components/responses/403'
'404':
  $ref: 'TS29122_CommonData.yaml#/components/responses/404'
'406':
  $ref: 'TS29122_CommonData.yaml#/components/responses/406'
'429':
  $ref: 'TS29122_CommonData.yaml#/components/responses/429'
'500':
  $ref: 'TS29122_CommonData.yaml#/components/responses/500'
'503':
  $ref: 'TS29122_CommonData.yaml#/components/responses/503'
default:
  $ref: 'TS29122_CommonData.yaml#/components/responses/default'

put:
  summary: Request the update of an existing Individual NTZ Configuration resource.
  operationId: UpdateIndNTZConfig
  tags:
    - Individual NTZ Configuration (Document)
  requestBody:
    required: true
    content:
      application/json:
        schema:
          $ref: '#/components/schemas/NTZConfig'
  responses:
    '200':
      description: >
        OK. The Individual NTZ Configuration resource is successfully updated and a
        representation of the updated resource shall be returned in the response body.
      content:
        application/json:
          schema:
            $ref: '#/components/schemas/NTZConfig'
    '204':
      description: >
        No Content. The Individual NTZ Configuration resource is successfully updated and
        no content is returned in the response body.
    '307':
      $ref: 'TS29122_CommonData.yaml#/components/responses/307'
    '308':
      $ref: 'TS29122_CommonData.yaml#/components/responses/308'
    '400':
      $ref: 'TS29122_CommonData.yaml#/components/responses/400'
    '401':
      $ref: 'TS29122_CommonData.yaml#/components/responses/401'
    '403':
      $ref: 'TS29122_CommonData.yaml#/components/responses/403'
    '404':
      $ref: 'TS29122_CommonData.yaml#/components/responses/404'
    '411':
      $ref: 'TS29122_CommonData.yaml#/components/responses/411'
    '413':
      $ref: 'TS29122_CommonData.yaml#/components/responses/413'
    '415':
      $ref: 'TS29122_CommonData.yaml#/components/responses/415'
    '429':
      $ref: 'TS29122_CommonData.yaml#/components/responses/429'
    '500':
      $ref: 'TS29122_CommonData.yaml#/components/responses/500'
    '503':
      $ref: 'TS29122_CommonData.yaml#/components/responses/503'
    default:
      $ref: 'TS29122_CommonData.yaml#/components/responses/default'

patch:
  summary: Request the modification of an existing Individual NTZ Configuration resource.
  operationId: ModifyIndNTZConfig
  tags:
    - Individual NTZ Configuration (Document)
  requestBody:
    required: true
    content:
      application/merge-patch+json:
        schema:

```

```

    $ref: '#/components/schemas/NTZConfigPatch'
responses:
  '200':
    description: >
      OK. The Individual NTZ Configuration resource is successfully modified and a
      representation of the updated resource shall be returned in the response body.
    content:
      application/json:
        schema:
          $ref: '#/components/schemas/NTZConfig'
  '204':
    description: >
      No Content. The Individual NTZ Configuration resource is successfully modified and
      no content is returned in the response body.
  '307':
    $ref: 'TS29122_CommonData.yaml#/components/responses/307'
  '308':
    $ref: 'TS29122_CommonData.yaml#/components/responses/308'
  '400':
    $ref: 'TS29122_CommonData.yaml#/components/responses/400'
  '401':
    $ref: 'TS29122_CommonData.yaml#/components/responses/401'
  '403':
    $ref: 'TS29122_CommonData.yaml#/components/responses/403'
  '404':
    $ref: 'TS29122_CommonData.yaml#/components/responses/404'
  '411':
    $ref: 'TS29122_CommonData.yaml#/components/responses/411'
  '413':
    $ref: 'TS29122_CommonData.yaml#/components/responses/413'
  '415':
    $ref: 'TS29122_CommonData.yaml#/components/responses/415'
  '429':
    $ref: 'TS29122_CommonData.yaml#/components/responses/429'
  '500':
    $ref: 'TS29122_CommonData.yaml#/components/responses/500'
  '503':
    $ref: 'TS29122_CommonData.yaml#/components/responses/503'
  default:
    $ref: 'TS29122_CommonData.yaml#/components/responses/default'

```

**delete:**

summary: Request the deletion of an existing Individual NTZ Configuration resource.  
 operationId: DeleteIndNTZConfig

**tags:**

- Individual NTZ Configuration (Document)

**responses:**

```

  '204':
    description: >
      No Content. The Individual NTZ Configuration resource is successfully deleted.
  '307':
    $ref: 'TS29122_CommonData.yaml#/components/responses/307'
  '308':
    $ref: 'TS29122_CommonData.yaml#/components/responses/308'
  '400':
    $ref: 'TS29122_CommonData.yaml#/components/responses/400'
  '401':
    $ref: 'TS29122_CommonData.yaml#/components/responses/401'
  '403':
    $ref: 'TS29122_CommonData.yaml#/components/responses/403'
  '404':
    $ref: 'TS29122_CommonData.yaml#/components/responses/404'
  '429':
    $ref: 'TS29122_CommonData.yaml#/components/responses/429'
  '500':
    $ref: 'TS29122_CommonData.yaml#/components/responses/500'
  '503':
    $ref: 'TS29122_CommonData.yaml#/components/responses/503'
  default:
    $ref: 'TS29122_CommonData.yaml#/components/responses/default'

```

**components:**

```

securitySchemes:
  oAuth2ClientCredentials:
    type: oauth2
    flows:
      clientCredentials:

```

```

    tokenUrl: '{tokenUrl}'
    scopes: {}

schemas:

#
# STRUCTURED DATA TYPES
#

NTZConfigReq:
  description: >
    Represents the parameters to request the creation of an NTZ Configuration.
  type: object
  properties:
    requestorId:
      $ref: 'TS29122_CommonData.yaml#/components/schemas/Uri'
    ntzConfig:
      $ref: '#/components/schemas/NTZConfig'
    suppFeat:
      $ref: 'TS29571_CommonData.yaml#/components/schemas/SupportedFeatures'
  required:
    - requestorId
    - ntzConfig

NTZConfigResp:
  description: >
    Represents the response to an NTZ Configuration creation request.
  type: object
  properties:
    ntzConfig:
      $ref: '#/components/schemas/NTZConfig'
    suppFeat:
      $ref: 'TS29571_CommonData.yaml#/components/schemas/SupportedFeatures'
  required:
    - ntzConfig

NTZConfig:
  description: Represents an NTZ Configuration.
  type: object
  properties:
    ntzPolicies:
      type: object
      additionalProperties:
        $ref: '#/components/schemas/NTZPolicy'
      minProperties: 1
      description: >
        Contains the NTZ policy(ies).
        The key of the map shall be set to the identifier of the NTZ policy (provided within the
        ntzPolId attribute of the NTZPolicy data structure) that is provided in the
        corresponding map value.
    notifUri:
      $ref: 'TS29122_CommonData.yaml#/components/schemas/Uri'
  required:
    - ntzPolicies
    - notifUri

NTZConfigPatch:
  description: >
    Represents the parameters to request the modification of an NTZ
    Configuration.
  type: object
  properties:
    ntzPolicies:
      type: object
      additionalProperties:
        $ref: '#/components/schemas/NTZPolicy'
      minProperties: 1
      description: >
        Contains the NTZ policy(ies).
        The key of the map shall be set to the identifier of the NTZ policy (provided within the
        ntzPolId attribute of the NTZPolicy data structure) that is provided in the
        corresponding map value.
    notifUri:
      $ref: 'TS29122_CommonData.yaml#/components/schemas/Uri'

NTZPolicy:
  description: Represents an NTZ Policy.
  type: object

```

```

properties:
  ntzPolId:
    type: string
  ntzArea:
    $ref: 'TS29257_UAE_ChangeUSSManagement.yaml#/components/schemas/ServArea'
  altitudeReqs:
    $ref: '#/components/schemas/AltitudeReqs'
  freqBands:
    type: array
    items:
      $ref: '#/components/schemas/FreqBand'
    minItems: 1
  ntzEvents:
    type: array
    items:
      $ref: '#/components/schemas/NTZEvent'
    minItems: 1
  repReqs:
    $ref: 'TS29523_Npcf_EventExposure.yaml#/components/schemas/ReportingInformation'
required:
- ntzPolId
- ntzArea
- altitudeReqs
- freqBands
nullable: true

NTZConfigNotif:
description: >
  Represents an NTZ Configuration Completion Status Notification.
type: object
properties:
  status:
    $ref: '#/components/schemas/NTZConfigStatus'
required:
- status

NTZNotif:
description: Represents an NTZ Events Notification.
type: object
properties:
  configId:
    type: string
  reports:
    type: array
    items:
      $ref: '#/components/schemas/NTZEventInfo'
    minItems: 1
required:
- configId
- reports

NTZEventInfo:
description: Represents an NTZ Event report.
type: object
properties:
  event:
    $ref: '#/components/schemas/NTZEvent'
  ntzTransInfo:
    $ref: '#/components/schemas/NTZTransInfo'
  timestamp:
    $ref: 'TS29122_CommonData.yaml#/components/schemas/DateTime'
  location:
    $ref: 'TS29122_MonitoringEvent.yaml#/components/schemas/LocationInfo'
  ntzEnforceInfo:
    $ref: '#/components/schemas/NTZEnforceInfo'
required:
- event
- ntzTransInfo
- timestamp
- location

TimeValidityReqs:
description: Represents the time validity requirements.
type: object
properties:
  duration:
    $ref: 'TS29122_CommonData.yaml#/components/schemas/DurationSec'
  timeWindow:

```

```
    $ref: 'TS29122_CommonData.yaml#/components/schemas/TimeWindow'
  schedule:
    $ref: 'TS29122_CpProvisioning.yaml#/components/schemas/ScheduledCommunicationTime'
  oneOf:
    - required: [duration]
    - required: [timeWindow]
    - required: [schedule]
```

```
NTZTransInfo:
  description: Represents the NTZ related transmission information.
  type: object
  properties:
    status:
      $ref: '#/components/schemas/TransStatus'
    freqBands:
      type: array
      items:
        $ref: '#/components/schemas/FreqBand'
      minItems: 1
  required:
    - status
    - freqBands
```

```
NTZEnforceInfo:
  description: Represents the NTZ related enforcement information.
  type: object
  properties:
    estStartTime:
      $ref: 'TS29122_CommonData.yaml#/components/schemas/DateTime'
    estEndTime:
      $ref: 'TS29122_CommonData.yaml#/components/schemas/DateTime'
    compTime:
      $ref: 'TS29122_CommonData.yaml#/components/schemas/DateTime'
  anyOf:
    - required: [estStartTime]
    - required: [estEndTime]
    - required: [compTime]
```

```
FreqBand:
  description: Represents a frequency band.
  type: object
  properties:
    name:
      $ref: '#/components/schemas/FreqBandName'
    value:
      type: string
    restrictedTimeReqs:
      $ref: '#/components/schemas/TimeValidityReqs'
  required:
    - name
    - value
```

```
AltitudeReqs:
  description: Represents the altitude related requirements for NTZ.
  type: object
  properties:
    floorLimit:
      $ref: 'TS29572_Nlmf_Location.yaml#/components/schemas/Altitude'
    ceilingLimit:
      $ref: 'TS29572_Nlmf_Location.yaml#/components/schemas/Altitude'
  anyOf:
    - required: [floorLimit]
    - required: [ceilingLimit]
```

```
# SIMPLE DATA TYPES
```

```
#
```

```
#
```

```
# ENUMERATIONS
```

```
#
```

```
NTZConfigStatus:
  anyOf:
    - type: string
    enum:
      - SUCCESSFUL
      - FAILED
```

```
- type: string
  description: >
    This string provides forward-compatibility with future extensions to the enumeration
    and is not used to encode content defined in the present version of this API.
description: |
  Represents the NTZ configuration completion status.
  Possible values are:
  - SUCCESSFUL: Indicates that the NTZ Configuration was successful.
  - FAILED: Indicates that the NTZ Configuration failed.
```

```
NTZEvent:
  anyOf:
  - type: string
    enum:
      - IMMINENT_ENTRY
      - EXIT
      - UNKNOWN
  - type: string
    description: >
      This string provides forward-compatibility with future extensions to the enumeration
      and is not used to encode content defined in the present version of this API.
description: |
  Represents the NTZ event.
  Possible values are:
  - IMMINENT_ENTRY: Indicates that the NTZ event is the imminent entry to the NTZ.
  - EXIT: Indicates that the NTZ event is the exit from the NTZ.
  previous reporting.
  - UNKNOWN: Indicates that the NTZ event is unknown status with regards to the NTZ.
```

```
TransStatus:
  anyOf:
  - type: string
    enum:
      - ON
      - OFF
      - UNKNOWN
  - type: string
    description: >
      This string provides forward-compatibility with future extensions to the enumeration
      and is not used to encode content defined in the present version of this API.
description: |
  Represents the transmission status.
  Possible values are:
  - ON: Indicates that the transmission status is switched on.
  - OFF: Indicates that the transmission status is switched off.
  - UNKNOWN: Indicates that the transmission status is unknown.
```

```
FreqBandName:
  anyOf:
  - type: string
    enum:
      - EARFCN
      - NR_EARFCN
  - type: string
    description: >
      This string provides forward-compatibility with future extensions to the enumeration
      and is not used to encode content defined in the present version of this API.
description: |
  Represents the frequency band name.
  Possible values are:
  - EARFCN: Indicates that the frequency band name is EARFCN (i.e., E-UTRA frequency band).
  - NR_EARFCN: Indicates that the frequency band name is NR-EARFCN (i.e., NR frequency band).
```

```
# Data types describing alternative data types or combinations of data types
#
```

---

## Annex B (informative): Withdrawn API versions

### B.1 General

This Annex lists withdrawn API versions of the APIs defined in the present specification. Clause 4.3.1.6 of 3GPP TS 29.501 [5] describes the withdrawal of API versions.

---

### B.2 UAE\_C2OperationModeManagement API

The API versions listed in table B.2-1 are withdrawn for the UAE\_C2OperationModeManagement API.

**Table B.2-1: Withdrawn API versions of the UAE\_C2OperationModeManagement service**

API version number	Remarks

---

### B.3 UAE\_RealtimeUAVStatus API

The API versions listed in table B.3-1 are withdrawn for the UAE\_RealtimeUAVStatus API.

**Table B.3-1: Withdrawn API versions of the UAE\_RealtimeUAVStatus service**

API version number	Remarks

---

### B.4 UAE\_ChangeUSSManagement API

The API versions listed in table B.4-1 are withdrawn for the UAE\_ChangeUSSManagement API.

**Table B.4-1: Withdrawn API versions of the UAE\_ChangeUSSManagement service**

API version number	Remarks

---

### B.5 UAE\_DAASupport API

The API versions listed in table B.5-1 are withdrawn for the UAE\_DAASupport API.

**Table B.5-1: Withdrawn API versions of the UAE\_DAASupport service**

API version number	Remarks

---

## B.6 UAE\_UAVDynamicInfo API

The API versions listed in table B.6-1 are withdrawn for the UAE\_UAVDynamicInfo API.

**Table B.6-1: Withdrawn API versions of the UAE\_UAVDynamicInfo service**

API version number	Remarks

---

## B.7 UAE\_FlightPathMonitoring API

The API versions listed in table B.7-1 are withdrawn for the UAE\_FlightPathMonitoring API.

**Table B.7-1: Withdrawn API versions of the UAE\_FlightPathMonitoring service**

API version number	Remarks

---

## B.8 UAE\_FlightRouteSupport API

The API versions listed in table B.8-1 are withdrawn for the UAE\_FlightRouteSupport API.

**Table B.8-1: Withdrawn API versions of the UAE\_FlightRouteSupport service**

API version number	Remarks

---

## B.9 UAE\_NTZManagement API

The API versions listed in table B.9-1 are withdrawn for the UAE\_NTZManagement API.

**Table B.9-1: Withdrawn API versions of the UAE\_NTZManagement service**

API version number	Remarks

## Annex C (informative): Change history

Change history							
Date	Meeting	TDoc	CR	Rev	Cat	Subject/Comment	New version
2021-05	CT3#116-e		-	-	-	Skeleton for the new UASAPP TS	0.0.0
2021-05	CT3#116-e	C3-213503				Inclusion of C3-213539	0.1.0
2021-09	CT3#117-e	C3-214619	-	-	-	Inclusion of: C3-214294, C3-214295, C3-214296, C3-214297, C3-214487, C3-214299, C3-214300, C3-214488, C3-214489	0.2.0
2021-10	CT3#118-e	C3-215478				Inclusion of: C3-215442, C3-215443, C3-215444, C3-215445, C3-215446, C3-215447, C3-215448, C3-215449, C3-215450, C3-215451	0.3.0
2021-11	CT3#119-e	C3-216551	-	-	-	Inclusion of: C3-216211, C3-216212, C3-216213, C3-216214, C3-216215, C3-216216, C3-216217, C3-216218, C3-216219	0.4.0
2021-12	CT#94-e	CP-213206	-	-	-	Presented for information	1.0.0
2022-01	CT3#119-bis-e	C3-220456				Inclusion of: C3-220308, C3-220309, C3-220310, C3-220311, C3-220312, C3-220313, C3-220314, C3-220315	1.1.0
2022-02	CT3#120-e	C3-221557				Inclusion of: C3-221342, C3-221343, C3-221344, C3-221345, C3-221346, C3-221347, C3-221348, C3-221349, C3-221352, C3-221353, C3-221638, C3-221639, C3-221640	1.2.0
2022-03	CT#95e	CP-220162				Presentation to TSG CT for approval	2.0.0
2022-03	CT#95e	CP-220162				Approved by TSG CT	17.0.0
2022-06	CT#96	CP-221160	0001	1	F	Correcting the definition of a mandatory attribute in the OpenAPI file	17.1.0
2022-06	CT#96	CP-221160	0002	1	F	Updating the description fields for enumerations in the OpenAPI file	17.1.0
2022-06	CT#96	CP-221160	0003	1	F	Adding a missing reference number	17.1.0
2022-06	CT#96	CP-221151	0004	-	F	Update of info and externalDocs fields	17.1.0
2022-03	CT#99	CP-230156	0006	-	F	Correction of the description fields in enumerations	18.0.0
2023-03	CT#99	CP-230161	0007	-	F	Update of info and externalDocs fields	18.0.0
2023-06	CT#100	C3-232397	0008	2	B	Definition of the service description clauses of the UAE_ChangeUSSManagement API	18.1.0
2023-06	CT#100	C3-232398	0010	2	B	Definition of the API resources and notifications of the UAE_ChangeUSSManagement API	18.1.0
2023-06	CT#100	C3-232399	0011	1	B	Definition of the API data model clause of the UAE_ChangeUSSManagement API	18.1.0
2023-06	CT#100	C3-231252	0012		B	Definition of the OpenAPI description of the UAE_ChangeUSSManagement API	18.1.0
2023-06	CT#100	C3-232400	0013	1	B	Starting the Definition of the UAE_DAASupport API	18.1.0
2023-06	CT#100	C3-232401	0014		B	Definition of the API clauses of the UAE_DAASupport API	18.1.0
2023-06	CT#100	C3-232402	0015		B	Definition of the OpenAPI description of the UAE_DAASupport API	18.1.0
2023-12	CT#102	CP-233288	0017	1	F	Correct the attributes defined within DAAPolConfigNotif data type.	18.2.0
2023-12	CT#102	CP-233237	0020		F	Update of info and externalDocs fields	18.2.0
2024-03	CT#103	CP-240171	0021	1	F	Various corrections	18.3.0
2024-03	CT#103	CP-240194	0022		B	Complete the definition of the UAE_ChangeUSSManagement API	18.3.0
2024-03	CT#103	CP-240194	0023		B	Complete the definition of the UAE_DAASupport API	18.3.0
2024-03	CT#103	CP-240243	0024	1	B	Define the UAE_UAVDynamicInfo API	18.3.0
2024-03	CT#103	CP-240166	0025		F	Update of info and externalDocs fields	18.3.0
2024-06	CT#104	CP-241083	0026		F	Corrections to UAE_RealtimeUAVStatus API	18.4.0
2024-06	CT#104	CP-241112	0027	1	F	Corrections to UAE_ChangeUSSManagement API	18.4.0
2024-06	CT#104	CP-241112	0028	3	F	Corrections to UAE_DAASupport API	18.4.0
2024-06	CT#104	CP-241112	0029	1	F	Corrections to UAE_UAVDynamicInfo API	18.4.0
2024-06	CT#104	CP-241083	0030	1	F	Cardinality of attributes in RTUavStatus object	18.4.0
2024-06	CT#104	CP-241125	0032	1	A	Presence conditions of attributes in RTUavStatus object	18.4.0
2024-06	CT#104	CP-241112	0033	1	F	Corrections to UAE_ChangeUSSManagement data model and open API	18.4.0
2024-06	CT#104	CP-241084	0034	1	F	Define the topological area/location information terminology	18.4.0
2024-06	CT#104	CP-241112	0035		F	Various essential corrections to the UAE_ChangeUSSManagement API	18.4.0
2024-06	CT#104	CP-241112	0036		F	Various essential corrections to the UAE_DAASupport API	18.4.0

2024-06	CT#104	CP-241112	0037		F	Various essential corrections to the UAE_UAVDynamicInfo API	18.4.0
2024-06	CT#104	CP-241085	0039		F	Update of info and externalDocs fields	18.4.0
2024-09	CT#105	CP-242129	0040	1	B	Support Dual Network-Assisted C2 communications	19.0.0
2024-09	CT#105	CP-242129	0041	1	B	Support for DAA LDGS	19.0.0
2024-09	CT#105	CP-242129	0042		B	Define the service description clauses of the UAE_FlightPathMonitoring API	19.0.0
2024-09	CT#105	CP-242129	0043	1	B	Define the API definition clauses of the UAE_FlightPathMonitoring API	19.0.0
2024-09	CT#105	CP-242129	0044		B	Define the OpenAPI description of the UAE_FlightPathMonitoring API	19.0.0
2024-09	CT#105	CP-242129	0045		B	Start the definition of the UAE_FlightRouteSupport API	19.0.0
2024-09	CT#105	CP-242121	0046	1	B	Necessary updates and corrections to C2 Communication Mode management procedures	19.0.0
2024-09	CT#105	CP-242113	0047		F	Update of info and externalDocs fields	19.0.0
2024-12	CT#106	CP-243085	0048	1	F	Corrections to the definition of feature negotiation for the DAA Events Notification	19.1.0
2024-12	CT#106	CP-243098	0049	1	B	Further progress the definition of the data model of the UAE_FlightPathMonitoring API	19.1.0
2024-12	CT#106	CP-243098	0050		B	Complete the definition of the DAA LDGS functionality	19.1.0
2024-12	CT#106	CP-243098	0051		F	Corrections to the Dual Network-Assisted C2 communications functionality	19.1.0
2024-12	CT#106	CP-243098	0052		F	Complete the definition of the service description clauses of the UAE_FlightRouteSupport API	19.1.0
2024-12	CT#106	CP-243098	0053		B	Define the API definition clauses of the UAE_FlightRouteSupport API	19.1.0
2024-12	CT#106	CP-243098	0054	1	B	Define the OpenAPI description of the UAE_FlightRouteSupport API	19.1.0
2024-12	CT#106	CP-243098	0055		F	Corrections to the OpenAPI definition of the FlightPathMonConfigPatch data type	19.1.0
2024-12	CT#106	CP-243098	0056		F	Removal of the Editor's Note on the definition of the FlightPathMonEventInfo data type	19.1.0
2024-12	CT#106	CP-243098	0057		B	Define the service description clauses of the UAE_NTZManagement API	19.1.0
2024-12	CT#106	CP-243098	0058	1	B	Define the API definition clauses of the UAE_NTZManagement API	19.1.0
2024-12	CT#106	CP-243316	0059	4	B	Define the OpenAPI description of the UAE_NTZManagement API	19.1.0
2024-12	CT#106	CP-243147	0060		F	Update of info and externalDocs fields	19.1.0
2025-03	CT#107	CP-250098	0061		F	Complete the definition of the support of Dual C2 communications	19.2.0
2025-03	CT#107	CP-250098	0062		F	Corrections to the DAA triggering thresholds definition	19.2.0
2025-03	CT#107	CP-250098	0063		B	Updates and corrections to the UAE_FlightPathMonitoring API	19.2.0
2025-03	CT#107	CP-250224	0064	1	B	Updates and corrections to the UAE_FlightRouteSupport API	19.2.0
2025-03	CT#107	CP-250098	0065		F	Updates and corrections to the UAE_NTZManagement API	19.2.0
2025-03	CT#107	CP-250129	0067		F	Update of info and externalDocs fields	19.2.0
2025-06	CT#108	CP-251250	0068	4	B	NTZ restricted frequency bands definition alignments with CT1	19.3.0
2025-06	CT#108	CP-251231	0070		F	Update of info and externalDocs fields	19.3.0
2025-09	CT#109	CP-252108	0071		F	Corrections to the Dual UTM-Navigated C2 communication mode	19.4.0
2025-09	CT#109	CP-252113	0072		F	Update of info and externalDocs fields	19.4.0

---

# History

<b>Document history</b>		
V19.4.0	January 2026	Publication