

ETSI TS 137 460 V18.0.0 (2024-05)



**Universal Mobile Telecommunications System (UMTS);  
LTE;  
5G;  
Radio interface: General aspects and principles  
(3GPP TS 37.460 version 18.0.0 Release 18)**



---

**Reference**

RTS/TSGR-0337460vi00

---

**Keywords**

5G,LTE,UMTS

**ETSI**

650 Route des Lucioles  
F-06921 Sophia Antipolis Cedex - FRANCE

---

Tel.: +33 4 92 94 42 00 Fax: +33 4 93 65 47 16

Siret N° 348 623 562 00017 - APE 7112B  
Association à but non lucratif enregistrée à la  
Sous-Préfecture de Grasse (06) N° w061004871

---

**Important notice**

The present document can be downloaded from:

<https://www.etsi.org/standards-search>

The present document may be made available in electronic versions and/or in print. The content of any electronic and/or print versions of the present document shall not be modified without the prior written authorization of ETSI. In case of any existing or perceived difference in contents between such versions and/or in print, the prevailing version of an ETSI deliverable is the one made publicly available in PDF format at [www.etsi.org/deliver](http://www.etsi.org/deliver).

Users of the present document should be aware that the document may be subject to revision or change of status.

Information on the current status of this and other ETSI documents is available at

<https://portal.etsi.org/TB/ETSIDeliverableStatus.aspx>

If you find errors in the present document, please send your comment to one of the following services:

<https://portal.etsi.org/People/CommitteeSupportStaff.aspx>

If you find a security vulnerability in the present document, please report it through our  
Coordinated Vulnerability Disclosure Program:

<https://www.etsi.org/standards/coordinated-vulnerability-disclosure>

---

**Notice of disclaimer & limitation of liability**

The information provided in the present deliverable is directed solely to professionals who have the appropriate degree of experience to understand and interpret its content in accordance with generally accepted engineering or other professional standard and applicable regulations.

No recommendation as to products and services or vendors is made or should be implied.

No representation or warranty is made that this deliverable is technically accurate or sufficient or conforms to any law and/or governmental rule and/or regulation and further, no representation or warranty is made of merchantability or fitness for any particular purpose or against infringement of intellectual property rights.

In no event shall ETSI be held liable for loss of profits or any other incidental or consequential damages.

Any software contained in this deliverable is provided "AS IS" with no warranties, express or implied, including but not limited to, the warranties of merchantability, fitness for a particular purpose and non-infringement of intellectual property rights and ETSI shall not be held liable in any event for any damages whatsoever (including, without limitation, damages for loss of profits, business interruption, loss of information, or any other pecuniary loss) arising out of or related to the use of or inability to use the software.

---

**Copyright Notification**

No part may be reproduced or utilized in any form or by any means, electronic or mechanical, including photocopying and microfilm except as authorized by written permission of ETSI.

The content of the PDF version shall not be modified without the written authorization of ETSI.

The copyright and the foregoing restriction extend to reproduction in all media.

© ETSI 2024.  
All rights reserved.

---

# Intellectual Property Rights

## Essential patents

IPRs essential or potentially essential to normative deliverables may have been declared to ETSI. The declarations pertaining to these essential IPRs, if any, are publicly available for **ETSI members and non-members**, and can be found in ETSI SR 000 314: "*Intellectual Property Rights (IPRs); Essential, or potentially Essential, IPRs notified to ETSI in respect of ETSI standards*", which is available from the ETSI Secretariat. Latest updates are available on the ETSI Web server (<https://ipr.etsi.org/>).

Pursuant to the ETSI Directives including the ETSI IPR Policy, no investigation regarding the essentiality of IPRs, including IPR searches, has been carried out by ETSI. No guarantee can be given as to the existence of other IPRs not referenced in ETSI SR 000 314 (or the updates on the ETSI Web server) which are, or may be, or may become, essential to the present document.

## Trademarks

The present document may include trademarks and/or tradenames which are asserted and/or registered by their owners. ETSI claims no ownership of these except for any which are indicated as being the property of ETSI, and conveys no right to use or reproduce any trademark and/or tradename. Mention of those trademarks in the present document does not constitute an endorsement by ETSI of products, services or organizations associated with those trademarks.

**DECT™**, **PLUGTESTS™**, **UMTS™** and the ETSI logo are trademarks of ETSI registered for the benefit of its Members. **3GPP™** and **LTE™** are trademarks of ETSI registered for the benefit of its Members and of the 3GPP Organizational Partners. **oneM2M™** logo is a trademark of ETSI registered for the benefit of its Members and of the oneM2M Partners. **GSM®** and the GSM logo are trademarks registered and owned by the GSM Association.

---

# Legal Notice

This Technical Specification (TS) has been produced by ETSI 3rd Generation Partnership Project (3GPP).

The present document may refer to technical specifications or reports using their 3GPP identities. These shall be interpreted as being references to the corresponding ETSI deliverables.

The cross reference between 3GPP and ETSI identities can be found under <https://webapp.etsi.org/key/queryform.asp>.

---

# Modal verbs terminology

In the present document "**shall**", "**shall not**", "**should**", "**should not**", "**may**", "**need not**", "**will**", "**will not**", "**can**" and "**cannot**" are to be interpreted as described in clause 3.2 of the [ETSI Drafting Rules](#) (Verbal forms for the expression of provisions).

"**must**" and "**must not**" are **NOT** allowed in ETSI deliverables except when used in direct citation.

# Contents

|   |           |
|---|-----------|
| Intellectual Property Rights .....                                    | 2         |
| Legal Notice .....  | 2         |
| Modal verbs terminology.....  | 2         |
| Foreword.....   | 4         |
| 1 Scope .....   | 5         |
| 2 References .....  | 5         |
| 3 Abbreviations .....   | 5         |
| 4 General aspects.....  | 6         |
| 4.1 Introduction .....  | 6         |
| 4.2 Iuant interface general principles .....                          | 6         |
| 4.3 Iuant interface specification objectives .....                    | 6         |
| 4.4 Iuant interface characteristics .....                             | 6         |
| 5 Functions of the Iuant interface protocols.....                     | 7         |
| 5.1 Physical layer functions.....                                     | 7         |
| 5.2 Data link layer functions .....                                   | 7         |
| 5.3 Application layer functions .....                                 | 8         |
| 5.3.1 Control of RET antennas .....                                   | 8         |
| 5.3.2 Application software and configuration data download .....      | 8         |
| 5.3.3 Alarm reporting .....   | 8         |
| 5.3.4 Operator specific data storage.....                             | 8         |
| 5.3.5 Control of Tower Mounted Amplifiers (TMAs).....                 | 8         |
| 6 Other Iuant interface specifications.....                           | 9         |
| 6.1 Iuant interface: Layer 1 (TS 37.461) .....                        | 9         |
| 6.2 Iuant interface: Signalling Transport (TS 37.462).....            | 9         |
| 6.3 Void.....   | 9         |
| 6.4 Summary of Iuant interface Technical Specifications .....         | 9         |
| 6.5 Iuant interface: Application part specification (TS 37.466) ..... | 9         |
| <b>Annex A (informative): OSI model overview .....</b>                | <b>10</b> |
| <b>Annex B (informative): Change History .....</b>                    | <b>11</b> |
| History .....   | 12        |

---

# Foreword

This Technical Specification has been produced by the 3<sup>rd</sup> Generation Partnership Project (3GPP).

The contents of the present document are subject to continuing work within the TSG and may change following formal TSG approval. Should the TSG modify the contents of the present document, it will be re-released by the TSG with an identifying change of release date and an increase in version number as follows:

Version x.y.z

where:

- x the first digit:
  - 1 presented to TSG for information;
  - 2 presented to TSG for approval;
  - 3 or greater indicates TSG approved document under change control.
- y the second digit is incremented for all changes of substance, i.e. technical enhancements, corrections, updates, etc.
- z the third digit is incremented when editorial only changes have been incorporated in the document.

---

# 1 Scope

The present document is an introduction to the 3GPP TS 37.46x series of Technical Specifications that define the Iuant Interface. The Iuant interface is applicable for UTRAN, E-UTRAN and NG-RAN. In this specification UTRAN, E-UTRAN and NG-RAN are denoted as "RAN", whereas the corresponding network entities Node B, eNB, en-gNB and NG-RAN node are denoted as "RAN Node". The logical Iuant interface is an interface internal to the RAN Node and defined to reside between the implementation specific O&M function and the RET antennas and between the implementation specific O&M function and the TMA control unit function.

---

# 2 References

The following documents contain provisions which, through reference in this text, constitute provisions of the present document.

- References are either specific (identified by date of publication, edition number, version number, etc.) or non-specific.
- For a specific reference, subsequent revisions do not apply.
- For a non-specific reference, the latest version applies. In the case of a reference to a 3GPP document (including a GSM document), a non-specific reference implicitly refers to the latest version of that document *in the same Release as the present document*.

- [1] 3GPP TS 25.401: "UTRAN Overall Description".
- [2] 3GPP TS 37.461: "Iuant Interface: Layer 1".
- [3] 3GPP TS 37.462: "Iuant Interface: Signalling Transport".
- [4] void
- [5] ISO/IEC 13239 (2nd Edition, March 2000): "Information Technology – Telecommunications and information exchange between systems – High-level data link control (HDLC) procedures".
- [6] 3GPP TS 25.442: "UTRAN implementation-specific O&M transport".
- [7] 3GPP TS 37.466: "Iuant interface: Application Part".
- [8] 3GPP TR 21.905: "Vocabulary for 3GPP Specifications".

---

# 3 Abbreviations

For the purposes of the present document, the abbreviations given in 3GPP TR 21.905 [1] and the following apply. An abbreviation defined in the present document takes precedence over the definition of the same abbreviation, if any, in 3GPP TR 21.905 [8].

|         |  |
|---------|--|
| HDLC    | High-Level Data Link Control               |
| IP      | Internet Protocol                          |
| O&M     | Operations & Maintenance                   |
| OSI     | Open Systems Interconnection               |
| RET     | Remote Electrical Tilting                  |
| RETAP   | Remote Electrical Tilting Application Part |
| TMA     | Tower Mounted Amplifier                    |
| TMAAP   | Tower Mounted Amplifier application part   |
| UMTS    | Universal Mobile Telecommunications System |
| E-UTRAN | Evolved UTRAN                              |

---

## 4 General aspects

### 4.1 Introduction

The Iuant interface for the control of RET antennas or TMAs is a logical part of the RAN Node as shown for a Node B in figure 9 of TS 25.401 [1] for UTRAN. Therefore, no new RAN element for the RET antennas or TMAs and no new RAN element manager is needed. The existing Implementation Specific O&M transport (see TS 25.442 [6] for UMTS) is used for the connection between the RET antennas or TMAs control unit and the Node B element manager.

The Iuant interface between the Implementation Specific O&M function and the RET antenna control unit function is specified in detail in the specifications for layer 1, signalling transport and RET application part (TS 37.461 [2], TS 37.462 [3], TS 37.466 [7]).

### 4.2 Iuant interface general principles

The Iuant interface for the RET antenna control is based on a three-layer protocol model. The three-layer model is a compact form of the OSI seven-layer reference model and includes only layers 1, 2 and 7:

- The Physical Layer (Layer 1) defines the signalling levels and basic data characteristics including the data rates;
- The Data Link Layer (Layer 2) for the Signalling Transport uses a specific class of the HDLC standard as defined in ISO/IEC 13239 [5];
- The Application Layer (Layer 7) defines the data payload format and the required command set. This layer is called the "Iuant: Application Part".

This compact model for the control interface provides an efficient protocol stack suitable for implementation on a single embedded micro-controller.

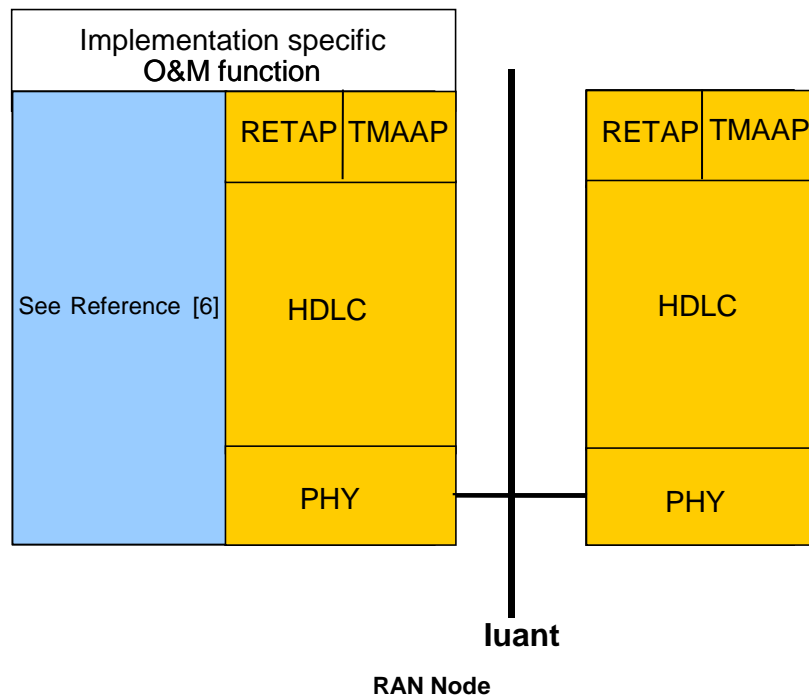
### 4.3 Iuant interface specification objectives

The Iuant interface specifications shall facilitate the following:

- Controlling the tilting of RET antennas remotely from the O&M Network and locally from the Node B;
- Indicating of TMA alarms and optionally controlling the gain of TMAs remotely from the O&M Network and locally from the Node B;
- Interfacing a mix of RET antennas, TMAs and RAN Node from different vendors;
- Providing RET or TMAs functionality accompanied by an appropriate set of signalling commands and control parameters;
- Support of error and alarm handling.

### 4.4 Iuant interface characteristics

The Iuant interface has a protocol structure as shown below in figure 4.4.1.



**Figure 4.4.1: Protocol structure for Iuant interface**

As the Iuant and the Implementation Specific O&M are different interfaces with e.g. different addressing schemes a mediation function is needed. This mediation function uses on one side a protocol that uses the implementation specific O&M bearer (e.g. IP) and on the other side the Iuant protocol.

## 5 Functions of the Iuant interface protocols

### 5.1 Physical layer functions

The physical layer provides a multi drop broadcast link between the primary device (RAN Node) and all secondary devices (RET antennas or TMAs). Any message transmitted will be received by all other devices. If two devices transmit at the same time, their messages will be garbled.

The connection requires a half duplex communication, which requires an appropriate scheme for the timing and access control of the connection.

### 5.2 Data link layer functions

The data link layer provides:

- A data packet communication format;
- An addressing scheme;
- A relationship whereby the primary device controls the half duplex timing;
- A message checksum scheme to protect from transmission errors;
- A message sequence numbering scheme which protects layer 7 from:



- Duplicated messages;
- Deleted messages;
- Receiving messages in the wrong order.
- A flow control mechanism protecting each device from being overrun by messages.

These functions provide layer 7 with a safe full-duplex connection between the primary device and any secondary device. This full duplex connection allows both the primary and secondary device to transmit layer 7 messages to the opposite device of the connection, whenever they need to. Actual delivery time on layer 2 will depend on the layer 2 polling frequency, which is chosen by the primary device.

## 5.3 Application layer functions

The list of functions on the Iuant interface is the following:

- Control of RET antennas;
- Application software and configuration data download;
- Alarm Reporting;
- Operator specific data storage;
- Control of Tower Mounted Amplifiers (TMAs).

### 5.3.1 Control of RET antennas

A RET device provides means to adjust the electrical tilt of one or multiple antennas. The set of procedures to control RET antennas provides means to control the electrical tilt of one or more RET antennas remotely. The procedures are defined in TS 37.466 [7].

### 5.3.2 Application software and configuration data download

The interface provides means for downloading new application software and configuration data to a secondary device.

The support of application software download to a secondary device is optional. If a secondary device supports application software download, it shall reset itself and start running the new application software automatically after the completed download. Further details on the software download procedure (e.g. the different states of the secondary device and the supported elementary procedures in these states) are described in subclause 6.1 of TS 37.466 [7].

### 5.3.3 Alarm reporting

The secondary device reports every change in error status after subscription for alarm reporting by transmitting alarm messages to the primary device. Alarm information can also be interrogated in the application layer.

### 5.3.4 Operator specific data storage

The secondary device provides means for storage of operator specific data, e.g. inventory information.

### 5.3.5 Control of Tower Mounted Amplifiers (TMAs)

The TMA device provides means to indicate alarms and optionally to adjust the gain of TMAs. The set of procedures to control TMAs are defined in TS 37.466 [7].

## 6 Other Iuant interface specifications

### 6.1 Iuant interface: Layer 1 (TS 37.461)

TS 37.461 [2] specifies the standards allowed for implementation of Layer 1 (physical layer) on the Iuant interface.


### 6.2 Iuant interface: Signalling Transport (TS 37.462)

TS 37.462 [3] specifies the signalling transport related to RETAP and TMAAP signalling to be used across the Iuant interface.

### 6.3 Void

### 6.4 Summary of Iuant interface Technical Specifications

The relationship between the technical specifications that define the Iuant interface is shown in figure 6.4.1.

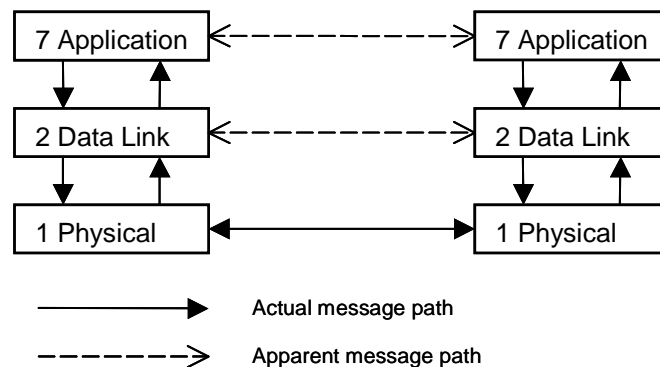


**Figure 6.4.1: Iuant Interface Technical Specifications**

### 6.5 Iuant interface: Application part specification (TS 37.466)

TS 37.466 [7] specifies protocols for application part to be used over the Iuant interface.

## Annex A (informative): OSI model overview



**Figure A.1: Relevant OSI model layers**

Figure A.1 shows the relevant OSI model layers and the communication paths between the primary and secondary device.

The two important aspects of the OSI model are:

- It defines a layered structure for the communication software;
- It provides each layer with an apparent direct link to the same layer at the other device.

However, in real life, the only actual message path between the two devices is through the physical connection between the two layer 1 entities.

The layer 2 entities appear to communicate directly. In actual fact, a message passed from the first device to the second device takes the following path:

- Layer 2 at the first device passes the message down to Layer 1;
- Layer 1 transmits the message across the physical connection (for instance a wire) to layer 1 at the second device;
- Layer 1 at the second device passes the message up to Layer 2 at the second device.

Likewise, layer 7 entities appear to communicate directly. In actual fact, a message passed from the first device to the second device takes the following path:

- Layer 7 at the first device passes the message down to Layer 2;
- Layer 2 at the first device passes the message down to Layer 1;
- Layer 1 transmits the message across the physical connection (for instance a wire) to layer 1 at the second device;
- Layer 1 at the second device passes the message up to Layer 2 at the second device;
- Layer 2 at the second device passes the message up to Layer 7 at the second device.

## Annex B (informative): Change History

| Change history |          |           |      |     |     |   |             |
|----------------|----------|-----------|------|-----|-----|---|-------------|
| Date           | Meeting  | TDoc      | CR   | Rev | Cat | Subject/Comment   | New version |
| 2019-02        | R3-103   | R3-190079 |      |     |     | Text transferred from 25.460 v15.0.0 (changes shown with rev marks) | 1.15.0      |
| 2019-04        | RAN#83   | RP-190582 |      |     |     | Specification approved by RAN plenary                               | 15.1.0      |
| 2019-12        | RP-86    | RP-192915 | 0001 | 5   | F   | Correction for luant  | 15.2.0      |
| 2020-07        | RAN#88-e | -         | -    | -   | -   | Update to Rel-16 version (MCC)                                      | 16.0.0      |
| 2022-03        | RAN#95-e | RP-220238 | 0002 | 1   | D   | Inclusive language review   | 17.0.0      |
| 2024-03        | RAN#103  | RP-240617 | 0004 | -   | D   | Rapporteur Editorial Review   | 18.0.0      |

---

# History

| <b>Document history</b> |          |             |
|-------------------------|----------|-------------|
| V18.0.0                 | May 2024 | Publication |
|                         |          |             |
|                         |          |             |
|                         |          |             |
|                         |          |             |